



Veal Supply at a Glance - Canada

For week ending January 20, 2024

Quebec Live Auction											
Dairy Calves	Number	2024			2023				Volume (YTD)		
		Price (\$ / 100 lbs)	Price (\$ / 100 lbs)	Price (\$ / 100 lbs)	Number	Price (\$ / 100 lbs)	Price (\$ / 100 lbs)	Price (\$ / 100 lbs)	head	head	% chg
Holstein Male	(head)	Average	Min	Max	(head)	Average	Min	Max	2024	2023	% chg
Good 90 -120 lbs	479	501.00	430.00	540.00	391	184.00	170.00	200.00	1 482	1 265	17.2 %
Good 121 - 140 lbs	156	467.00	420.00	500.00	154	189.00	170.00	205.00	585	475	23.2 %
Average 90 - 140 lbs	474	405.00	200.00	500.00	390	157.00	110.00	195.00	1 311	1 223	7.2 %
Misc. - All weights	159	126.00	10.00	300.00	175	61.00	20.00	120.00	455	515	-11.7 %
Holstein Female											
Good 90 -120 lbs	47	449.00	340.00	630.00	28	163.00	125.00	255.00	131	91	44.0 %
Other milk breeds (all weights)	14	180.00	50.00	390.00	29	91.00	20.00	160.00	81	72	12.5 %
Crossbreeds dairy-butcher (all weights)	341	715.00	440.00	880.00	557	368.00	240.00	500.00	1 228	1 687	-27.2 %
A2 Grain fed veal cattle (hide off)	1,314	415.00	n/a	n/a	4,536	355.00	n/d	n/d	4 137	4 004	3.3 %
688 lbs live / 375-419 lbs hide off											

Source: Les producteurs de bovins du Québec

Ontario Live Auction											
	Number	2024			2023				Volume (YTD)		
		Price (\$ / 100 lbs)	Price (\$ / 100 lbs)	Price (\$ / 100 lbs)	Number	Price (\$ / 100 lbs)	Price (\$ / 100 lbs)	Price (\$ / 100 lbs)	head	head	% chg
+ 600 lbs	421	225.54	196.97	245.95	495	199.90	174.27	221.72	1 311	1 500	-12.6 %
451 - 600 lbs	19	185.55	168.82	204.37	26	168.87	153.38	186.62	41	91	-54.9 %
301 - 450 lbs	10	215.73	192.25	245.45	18	186.17	137.67	212.95	24	115	-79.1 %
126 - 300 lbs	95	384.40	181.39	656.11	105	179.95	112.44	305.04	400	479	-16.5 %
- 125 lbs	821	516.39	336.26	795.50	740	196.65	109.28	393.29	2 435	2 254	8.0 %

Federally Inspected Slaughter									
	Weekly			Year to date			Carcass Weight lbs (Jan-December)		
	2024	2023	% chg	2024	2023	% chg	2023	2022	% chg
Quebec	2 863	3 025	-5.4 %	7 726	8 152	-5.2 %	367	355	3.3 %
Rest of Canada	0	0	-	0	0	-	-	-	-
Canada	2 863	3 025	-5.4 %	7 726	8 152	-5.2 %	367	355	3.3 %

Source: Canadian Beef Grading Agency

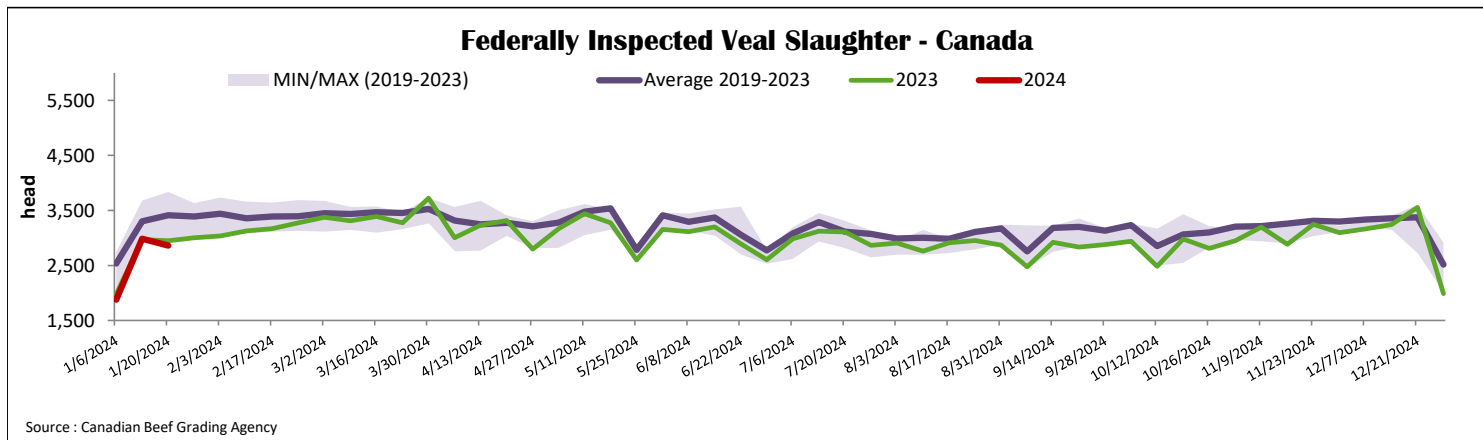
Source: Canadian Food Inspection Agency (CFIA)

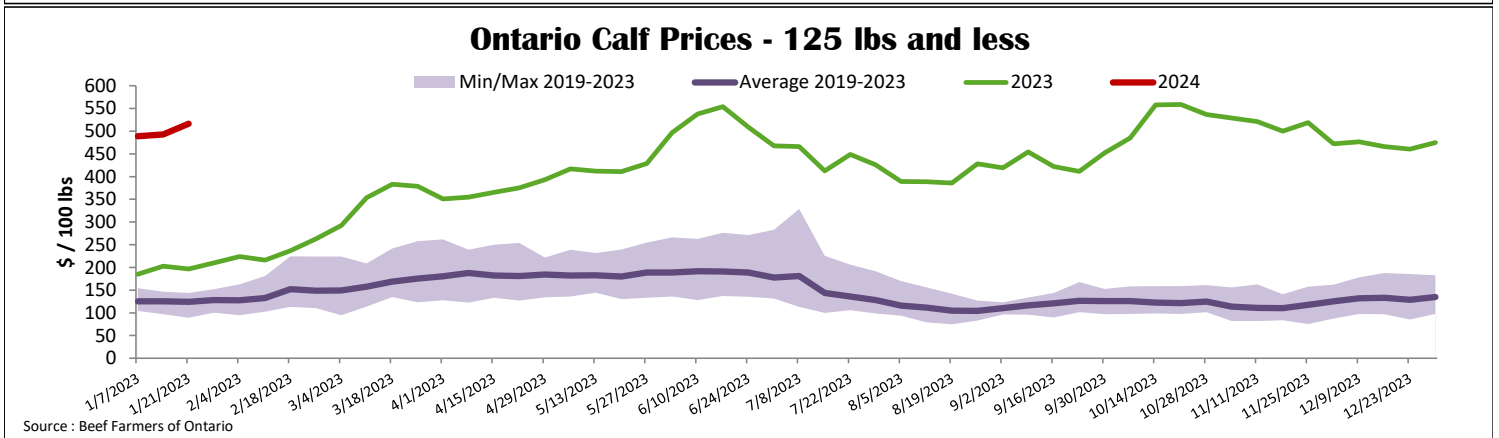
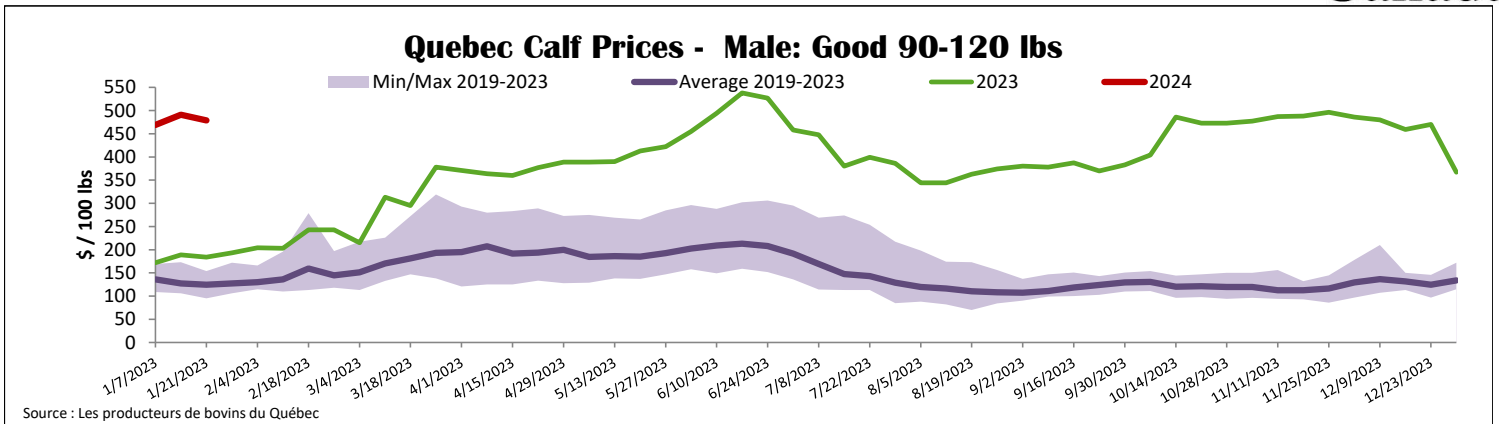
Domestic Exports				
Total veal (tonnes)	Jan. 1 - Nov. 30, 2023			
	2023	2022	% chg	
United States	3 402	3 339	1.9 %	
United Arab Emirates	147	196	-25.2 %	
Qatar	5	14	-64.3 %	
Others	0	3		
Total	3 553	3 552	0.0 %	

Source: Statistics Canada

Imports				
Total veal (tonnes)	Jan. 1 - Jan. 20, 2024			
	2024	2023	% chg	
New Zealand	29	0	-	
United States	6	26	-75.3 %	
Australia	0	0	-	
EU-27				
Netherlands	25	25	0.5 %	
Others	0	3		
EU-27 total	25	28	-9.0 %	
Others	0	0		
Total	61	53	14.1 %	

Source: CFIA





United States												
Week ending January 13, 2024												
Federally Inspected Slaughter				Pennsylvania Calf Auction								
	Weekly			Year to date			Graded Holstein Bull Calves* January 13, 2024					
	2024	2023	% chg	2024	2023	% chg						
Milk-fed or nature							\$ / 100 lbs					
North East & North Central	1 933	2 370	-18.4 %	3 825	4 503	-15.1 %						
Other calves	2 900	4 482	-35.3 %	5 524	8 974	-38.4 %						
	4 833	6 852	-29.5 %	9 349	13 477	-30.6 %						
Production												
Veal (million lbs)	0.8	1.0	-20.0 %	1.6	1.9	-15.8 %						
Live weight (lbs)	292	243	20.2 %									
Dressed weight (lbs)	172	141	22.0 %									
North East & North Central												
(Veal Carcass, Hot Basis – Paid to Producer (Hide off, 255-315 lbs))												
Special fed : milk fed, nature												
\$US / 100 lbs				Weighted Average	Min	Max						
Non-Packer & Packers Owned				443.65	438.00	450.00						
							Number 1					
							Weight	Head	Min	Max		
							- 89 lbs	13	360.00	450.00		
							90 - 120 lbs	95	350.00	460.00		
							+ 120 lbs	8	380.00	430.00		
							Beef Cross	30	485.00	740.00		
							Number 2					
							- 100 lbs	36	200.00	400.00		
							+ 100 lbs	11	200.00	385.00		
							Beef Cross	33	375.00	675.00		
							Number 3					
							- 100 lbs	36	110.00	360.00		
							+ 100 lbs	0	0.00	0.00		
							Beef Cross	0	0.00	0.00		
							* Does not include all head sold					

Source : USDA