



Veal Supply at a Glance - Canada

For week ending December 9, 2023

Quebec Live Auction											
	Number	2023			Number	2022			Volume (YTD)		
		Price (\$ / 100 lbs)				Price (\$ / 100 lbs)			head		
Dairy Calves	(head)	Average	Min	Max	(head)	Average	Min	Max	2023	2022	% chg
Holstein Male											
Good 90 -120 lbs	540	480.00	430.00	520.00	547	150.00	130.00	170.00	25 111	22 665	10.8 %
Good 121 - 140 lbs	160	453.00	420.00	485.00	163	150.00	120.00	175.00	7 643	7 890	-3.1 %
Average 90 - 140 lbs	393	403.00	200.00	490.00	338	127.00	100.00	160.00	18 541	18 198	1.9 %
Misc. - All weights	177	108.00	20.00	270.00	154	53.00	30.00	105.00	8 406	8 483	-0.9 %
Holstein Female											
Good 90 -120 lbs	58	401.00	300.00	490.00	30	146.00	60.00	265.00	2 227	1 847	20.6 %
Other milk breeds (all weights)	26	288.00	60.00	490.00	24	74.00	20.00	165.00	1 068	929	15.0 %
Crossbreeds dairy-butcher (all weights)	650	720.00	560.00	840.00	559	390.00	200.00	500.00	29 082	23 759	22.4 %
A2 Grain fed veal cattle (hide off)	1,454	395.00	n/a	n/a	1,282	355.00	n/d	n/d	68 388	65 503	4.4 %
688 lbs live / 375-419 lbs hide off											

Source: Les producteurs de bovins du Québec

Ontario Live Auction											
	Number	2023			Number	2022			Volume (YTD)		
		Price (\$ / 100 lbs)				Price (\$ / 100 lbs)			head		
	(head)	Average	Min	Max	(head)	Average	Min	Max	2023	2022	% chg
+ 600 lbs	600	233.32	205.53	255.23	482	199.43	170.62	223.16	28 059	29 854	-6.0 %
451 - 600 lbs	29	170.85	137.15	194.57	33	164.85	134.53	191.65	1 278	1 628	-21.5 %
301 - 450 lbs	46	236.12	148.53	308.82	49	158.39	117.81	191.46	1 456	1 612	-9.7 %
126 - 300 lbs	120	357.25	205.87	531.58	98	151.60	88.82	274.03	6 300	6 457	-2.4 %
- 125 lbs	893	476.52	278.46	730.65	790	178.41	100.54	400.60	40 904	40 267	1.6 %

Federally Inspected Slaughter									
	Weekly			Year to date			Carcass Weight lbs (Jan-October)		
	2023	2022	% chg	2023	2022	% chg	2023	2022	% chg
Quebec	3 165	3 330	-5.0 %	148 369	147 687	0.5 %	368	354	3.8 %
Rest of Canada	0	0	-	0	1	-	-	-	-
Canada	3 165	3 330	-5.0 %	148 369	147 688	0.5 %	368	354	3.8 %

Source: Canadian Beef Grading Agency

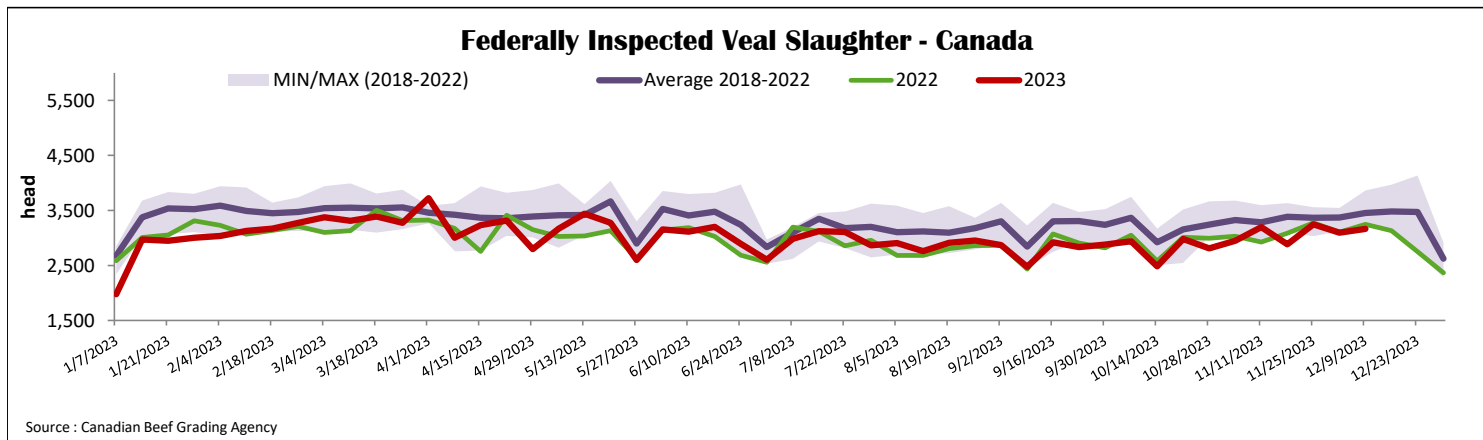
Source: Canadian Food Inspection Agency (CFIA)

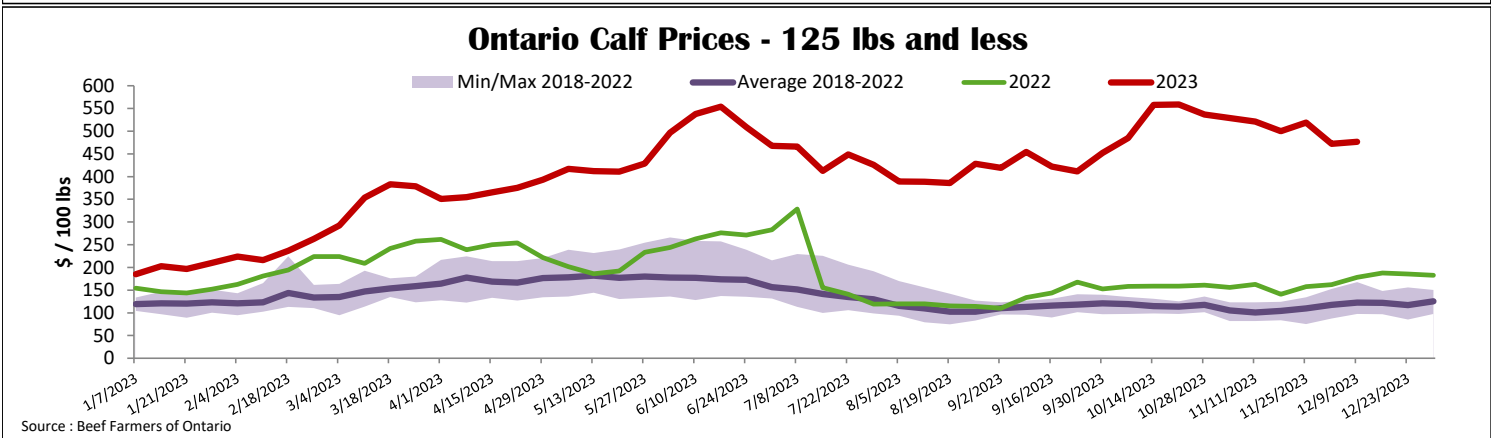
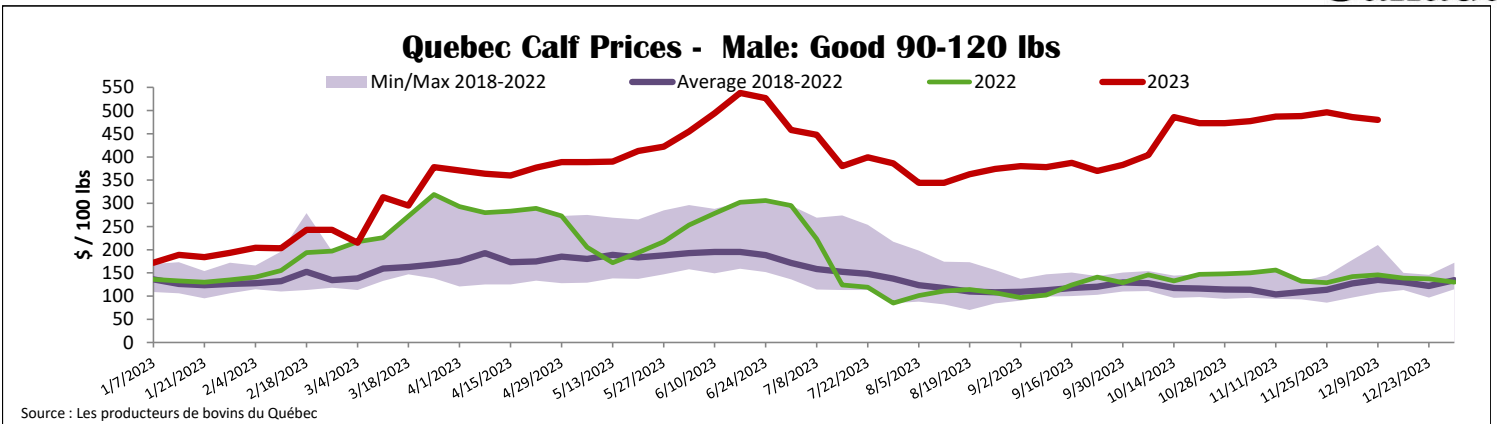
Domestic Exports				
Total veal (tonnes)	Jan. 1 - Oct. 31, 2023			
	2023	2022	% chg	
United States	3 128	3 021	3.5 %	
United Arab Emirates	131	175	-25.1 %	
Qatar	5	7	-26.0 %	
Others	0	3		
Total	3 264	3 206	1.8 %	

Source: Statistics Canada

Imports				
Total veal (tonnes)	Jan. 1 - Dec. 9, 2023			
	2023	2022	% chg	
New Zealand	2 045	1 691	20.9 %	
United States	565	653	-13.6 %	
Australia	1	0		
EU-27				
Netherlands	639	489	30.5 %	
Others	264	296	-10.7 %	
EU-27 total	903	786	14.9 %	
Others	0	1		
Total	3 514	3 131	12.2 %	

Source: CFIA





United States																																																																	
Week ending December 2, 2023																																																																	
Federally Inspected Slaughter				Pennsylvania Calf Auction																																																													
	Weekly			Year to date			Graded Holstein Bull Calves* December 2, 2023																																																										
	2023	2022	% chg	2023	2022	% chg	\$ / 100 lbs																																																										
Milk-fed or nature																																																																	
North East & North Central	2 466	2 593	-4.9 %	117 461	132 757	-11.5 %																																																											
Other calves	3 345	5 024	-33.4 %	147 754	198 668	-25.6 %																																																											
	5 811	7 617	-23.7 %	265 215	331 425	-20.0 %																																																											
Production																																																																	
Veal (million lbs)	1.0	1.1	-9.1 %	43.4	48.5	-10.5 %																																																											
Live weight (lbs)	280	233	20.2 %																																																														
Dressed weight (lbs)	166	135	23.0 %																																																														
North East & North Central																																																																	
(Veal Carcass, Hot Basis – Paid to Producer (Hide off, 255-315 lbs))																																																																	
Special fed : milk fed, nature																																																																	
\$US / 100 lbs				Weighted Average	Min	Max																																																											
Non-Packer & Packers Owned				443.19	438.00	450.00																																																											
<table border="1" style="width: 100%; border-collapse: collapse;"> <thead> <tr> <th></th> <th>Weight</th> <th>Head</th> <th>Min</th> <th>Max</th> </tr> </thead> <tbody> <tr> <td>Number 1</td> <td>- 89 lbs</td> <td>60</td> <td>300.00</td> <td>395.00</td> </tr> <tr> <td></td> <td>90 - 120 lbs</td> <td>268</td> <td>300.00</td> <td>585.00</td> </tr> <tr> <td></td> <td>+ 120 lbs</td> <td>20</td> <td>300.00</td> <td>360.00</td> </tr> <tr> <td></td> <td>Beef Cross</td> <td>55</td> <td>425.00</td> <td>750.00</td> </tr> <tr> <td>Number 2</td> <td>- 100 lbs</td> <td>83</td> <td>200.00</td> <td>355.00</td> </tr> <tr> <td></td> <td>+ 100 lbs</td> <td>50</td> <td>180.00</td> <td>355.00</td> </tr> <tr> <td></td> <td>Beef Cross</td> <td>60</td> <td>475.00</td> <td>650.00</td> </tr> <tr> <td>Number 3</td> <td>- 100 lbs</td> <td>24</td> <td>100.00</td> <td>360.00</td> </tr> <tr> <td></td> <td>+ 100 lbs</td> <td>2</td> <td>150.00</td> <td>175.00</td> </tr> <tr> <td></td> <td>Beef Cross</td> <td>0</td> <td>0.00</td> <td>0.00</td> </tr> </tbody> </table>								Weight	Head	Min	Max	Number 1	- 89 lbs	60	300.00	395.00		90 - 120 lbs	268	300.00	585.00		+ 120 lbs	20	300.00	360.00		Beef Cross	55	425.00	750.00	Number 2	- 100 lbs	83	200.00	355.00		+ 100 lbs	50	180.00	355.00		Beef Cross	60	475.00	650.00	Number 3	- 100 lbs	24	100.00	360.00		+ 100 lbs	2	150.00	175.00		Beef Cross	0	0.00	0.00				
	Weight	Head	Min	Max																																																													
Number 1	- 89 lbs	60	300.00	395.00																																																													
	90 - 120 lbs	268	300.00	585.00																																																													
	+ 120 lbs	20	300.00	360.00																																																													
	Beef Cross	55	425.00	750.00																																																													
Number 2	- 100 lbs	83	200.00	355.00																																																													
	+ 100 lbs	50	180.00	355.00																																																													
	Beef Cross	60	475.00	650.00																																																													
Number 3	- 100 lbs	24	100.00	360.00																																																													
	+ 100 lbs	2	150.00	175.00																																																													
	Beef Cross	0	0.00	0.00																																																													
* Does not include all head sold																																																																	

Source : USDA

Source : USDA