



## Veal Supply at a Glance - Canada

For week ending December 2, 2023

Quebec Live Auction											
	Number	2023			Number	2022			Volume (YTD)		
		Price (\$ / 100 lbs)	Price (\$ / 100 lbs)	Price (\$ / 100 lbs)		Price (\$ / 100 lbs)	Price (\$ / 100 lbs)	Price (\$ / 100 lbs)	head	head	% chg
Dairy Calves	(head)	Average	Min	Max	(head)	Average	Min	Max	2023	2022	% chg
Holstein Male											
Good 90 -120 lbs	497	486.00	450.00	540.00	474	142.00	120.00	160.00	24 571	22 118	11.1 %
Good 121 - 140 lbs	134	466.00	425.00	540.00	163	149.00	120.00	165.00	7 483	7 727	-3.2 %
Average 90 - 140 lbs	378	424.00	270.00	530.00	395	121.00	80.00	155.00	18 148	17 860	1.6 %
Misc. - All weights	142	141.00	20.00	350.00	195	48.00	20.00	90.00	8 229	8 329	-1.2 %
Holstein Female											
Good 90 -120 lbs	35	401.00	320.00	530.00	43	97.00	50.00	130.00	2 169	1 817	19.4 %
Other milk breeds (all weights)	36	292.00	20.00	700.00	28	79.00	10.00	145.00	1 042	905	15.1 %
Crossbreeds dairy-butcher (all weights)	668	715.00	500.00	880.00	582	385.00	240.00	505.00	28 432	23 200	22.6 %
A2 Grain fed veal cattle (hide off)	1,605	395.00	n/a	n/a	1,485	355.00	n/d	n/d	66 934	64 221	4.2 %
688 lbs live / 375-419 lbs hide off									Source: Les producteurs de bovins du Québec		

Ontario Live Auction											
	Number	2023			Number	2022			Volume (YTD)		
		Price (\$ / 100 lbs)	Price (\$ / 100 lbs)	Price (\$ / 100 lbs)		Price (\$ / 100 lbs)	Price (\$ / 100 lbs)	Price (\$ / 100 lbs)	head	head	% chg
+ 600 lbs	500	250.49	226.18	274.52	577	197.36	171.90	218.89	27 459	29 372	-6.5 %
451 - 600 lbs	28	183.21	159.82	204.32	62	161.28	131.43	186.65	1 249	1 595	-21.7 %
301 - 450 lbs	45	199.26	155.01	275.06	45	164.66	121.25	210.87	1 410	1 563	-9.8 %
126 - 300 lbs	124	374.09	263.17	553.26	139	144.97	100.76	299.86	6 180	6 359	-2.8 %
- 125 lbs	899	471.90	317.33	731.88	789	162.29	109.65	355.82	40 011	39 477	1.4 %

Federally Inspected Slaughter											
	Weekly	Weekly			Year to date	Year to date			Carcass Weight lbs (Jan-October)		
		2023	2022	% chg		2023	2022	% chg	2023	2022	% chg
Quebec	3 093	3 173	-2.5 %	145 204	144 357	0.6 %	368	354	3.8 %		
Rest of Canada	0	0	-	0	1	-	-	-	-		
<b>Canada</b>	<b>3 093</b>	<b>3 173</b>	<b>-2.5 %</b>	<b>145 204</b>	<b>144 358</b>	<b>0.6 %</b>	<b>368</b>	<b>354</b>	<b>3.8 %</b>		

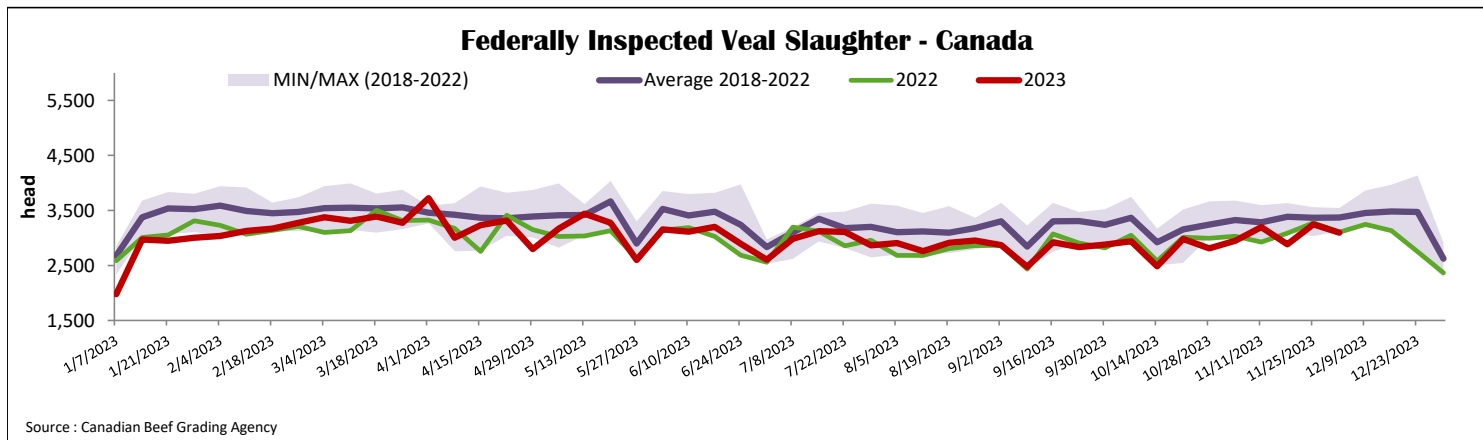
Source: Canadian Beef Grading Agency

Domestic Exports				
Total veal (tonnes)	Jan. 1 - Oct. 31, 2023	2023	2022	% chg
United States		3 128	3 021	3.5 %
United Arab Emirates		131	175	-25.1 %
Qatar		5	7	-26.0 %
Others		0	3	
<b>Total</b>		<b>3 264</b>	<b>3 206</b>	<b>1.8 %</b>

Source: Statistics Canada

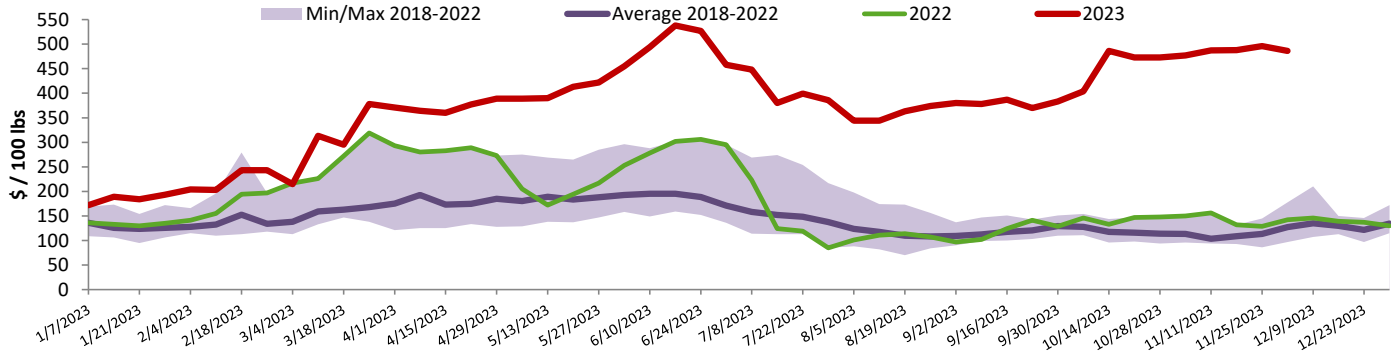
Imports				
Total veal (tonnes)	Jan. 1 - Dec. 2, 2023	2023	2022	% chg
New Zealand		2 026	1 691	19.8 %
United States		563	608	-7.3 %
Australia		1	0	-
<b>EU-27</b>				
Netherlands		639	485	31.8 %
Others		264	272	-2.9 %
<b>EU-27 total</b>		<b>903</b>	<b>757</b>	<b>19.3 %</b>
Others		0	1	
<b>Total</b>		<b>3 493</b>	<b>3 057</b>	<b>14.3 %</b>

Source: CFIA



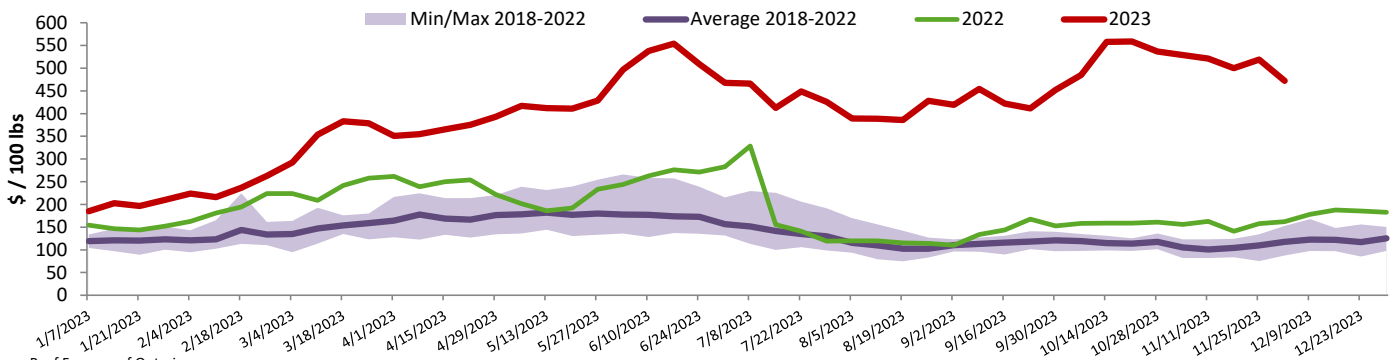


### Quebec Calf Prices - Male: Good 90-120 lbs



Source : Les producteurs de bovins du Québec

### Ontario Calf Prices - 125 lbs and less



Source : Beef Farmers of Ontario

### United States

Week ending November 25, 2023

#### Federally Inspected Slaughter

	Weekly			Year to date		
	2023	2022	% chg	2023	2022	% chg
Milk-fed or nature						
North East & North Central	2 254	2 525	-10.7 %	114 995	130 164	-11.7 %
Other calves	2 747	3 733	-26.4 %	144 409	193 644	-25.4 %
	<b>5 001</b>	<b>6 258</b>	<b>-20.1 %</b>	<b>259 404</b>	<b>323 808</b>	<b>-19.9 %</b>
Production						
Veal (million lbs)	0.9	0.9	0.0 %	42.4	46.5	-8.8 %
Live weight (lbs)	296	252	17.5 %			
Dressed weight (lbs)	175	146	19.9 %			

Source : USDA

#### Pennsylvania Calf Auction

Graded Holstein Bull Calves\* November 18, 2023

	Weight	Head	\$ / 100 lbs	
			Min	Max
Number 1	- 89 lbs	43	350.00	475.00
	90 - 120 lbs	153	250.00	475.00
	+ 120 lbs	8	325.00	385.00
Beef Cross		26	585.00	790.00
Number 2	- 100 lbs	44	250.00	425.00
	+ 100 lbs	19	200.00	395.00
	Beef Cross	44	575.00	685.00
Number 3	- 100 lbs	29	125.00	385.00
	+ 100 lbs	3	175.00	300.00
	Beef Cross	0	0.00	0.00

\* Does not include all head sold

#### North East & North Central

(Veal Carcass, Hot Basis – Paid to Producer (Hide off, 255-315 lbs))

Special fed : milk fed, nature			
\$US / 100 lbs	Weighted Average	Min	Max
Non-Packer & Packers Owned	443.30	438.00	450.00

Source : USDA

Source : USDA