



## Veal Supply at a Glance - Canada

For week ending September 23, 2023

Quebec Live Auction											
	Number	2023			Number	2022			Volume (YTD)		
		Price ( \$ / 100 lbs)				Price ( \$ / 100 lbs)			head		
Dairy Calves	(head)	Average	Min	Max	(head)	Average	Min	Max	2023	2022	% chg
Holstein Male											
Good 90 -120 lbs	549	370.00	285.00	395.00	591	141.00	110.00	170.00	18 748	17 090	9.7 %
Good 121 - 140 lbs	151	361.00	300.00	390.00	187	143.00	115.00	170.00	5 969	6 149	-2.9 %
Average 90 - 140 lbs	446	316.00	200.00	370.00	392	110.00	50.00	140.00	14 558	14 047	3.6 %
Misc. - All weights	196	104.00	20.00	250.00	171	49.00	30.00	90.00	6 436	6 542	-1.6 %
Holstein Female											
Good 90 -120 lbs	40	314.00	250.00	365.00	39	128.00	80.00	200.00	1 653	1 459	13.3 %
Other milk breeds (all weights)	30	155.00	20.00	300.00	19	71.00	10.00	140.00	721	639	12.8 %
Crossbreeds dairy-butcher (all weights)	658	697.00	410.00	820.00	630	387.00	150.00	525.00	21 770	17 909	21.6 %
A2 Grain fed veal cattle (hide off)	1,267	374.00	n/a	n/a	1,112	325.00	n/d	n/d	53 432	50 918	4.9 %
688 lbs live / 375-419 lbs hide off											

Source: Les producteurs de bovins du Québec

Ontario Live Auction											
	Number	2023			Number	2022			Volume (YTD)		
		Price ( \$ / 100 lbs)				Price ( \$ / 100 lbs)			head		
	(head)	Average	Min	Max	(head)	Average	Min	Max	2023	2022	% chg
+ 600 lbs	580	218.47	193.58	241.02	606	173.87	153.56	190.69	22 271	24 144	-7.8 %
451 - 600 lbs	22	208.36	186.77	245.77	33	142.48	110.04	168.42	1 011	1 253	-19.3 %
301 - 450 lbs	34	284.62	189.21	373.86	37	171.96	127.32	218.85	990	1 117	-11.4 %
126 - 300 lbs	123	347.76	194.63	585.50	108	152.14	87.60	302.26	4 766	5 085	-6.3 %
- 125 lbs	928	411.66	263.78	702.50	864	167.75	95.78	390.82	30 868	31 207	-1.1 %

Federally Inspected Slaughter									
	Weekly			Year to date			Carcass Weight lbs (Jan-July)		
	2023	2022	% chg	2023	2022	% chg	2023	2022	% chg
Quebec	2 833	2 908	-2.6 %	115 745	114 327	1.2 %	370	355	4.0 %
Rest of Canada	0	0	-	0	1	-	-	-	-
<b>Canada</b>	<b>2 833</b>	<b>2 908</b>	<b>-2.6 %</b>	<b>115 745</b>	<b>114 328</b>	<b>1.2 %</b>	<b>370</b>	<b>355</b>	<b>4.0 %</b>

Source: Canadian Beef Grading Agency

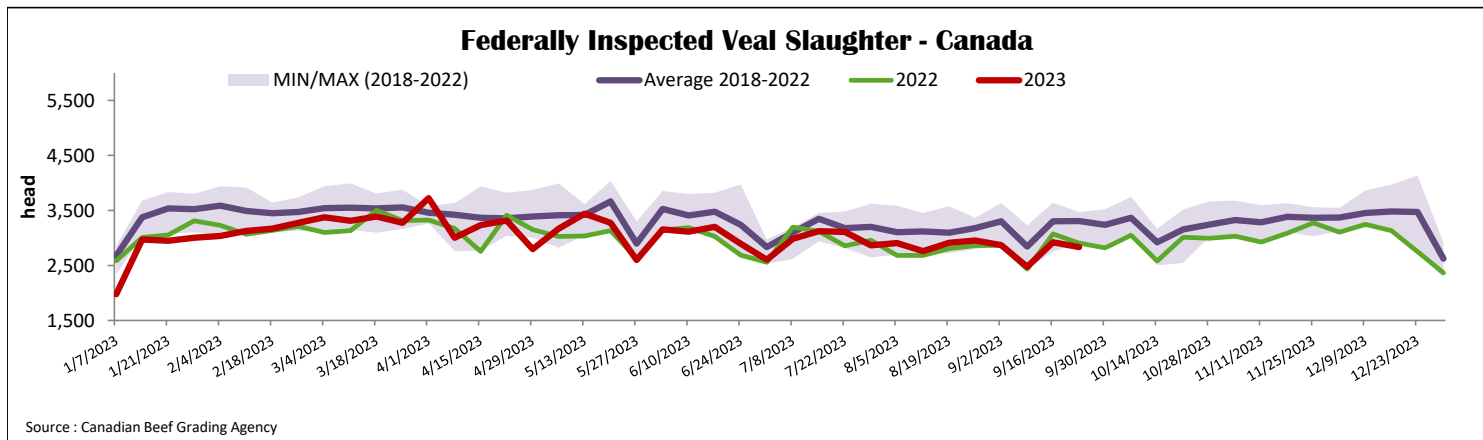
Source: Canadian Food Inspection Agency (CFIA)

Domestic Exports				
Total veal (tonnes)	Jan. 1 - July 31, 2023			
	2023	2022	% chg	
United States	2 223	2 061	7.9 %	
United Arab Emirates	96	121	-20.6 %	
Qatar	5	0	-	
Others	0	3	-	
<b>Total</b>	<b>2 324</b>	<b>2 186</b>	<b>6.3 %</b>	

Source: Statistics Canada

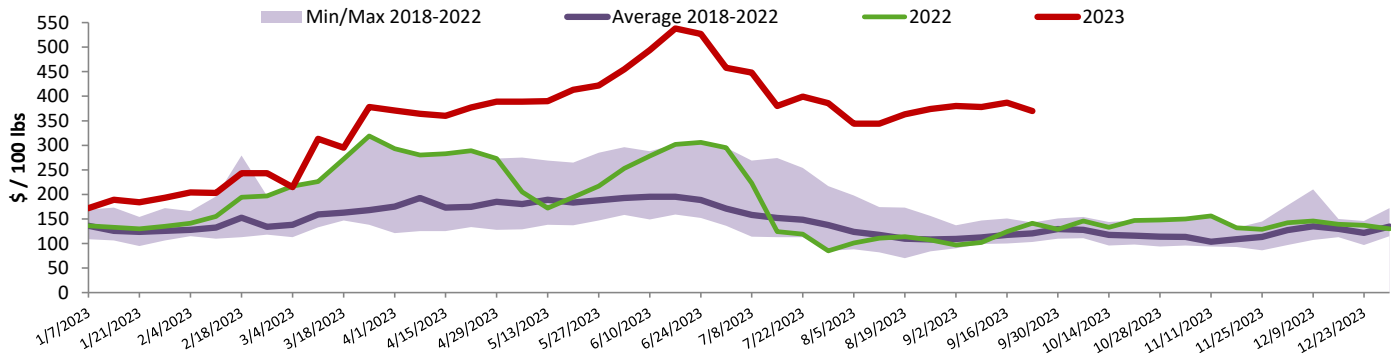
Imports				
Total veal (tonnes)	Jan. 1 - Sept. 23, 2023			
	2023	2022	% chg	
New Zealand	604	367	64.7 %	
United States	492	377	30.4 %	
Australia	0	0	-	
<b>EU-27</b>				
Netherlands	403	366	10.3 %	
Others	160	197	-18.9 %	
<b>EU-27 total</b>	<b>564</b>	<b>563</b>	<b>0.1 %</b>	
Others	0	1	-	
<b>Total</b>	<b>1 660</b>	<b>1 308</b>	<b>26.9 %</b>	

Source: CFIA



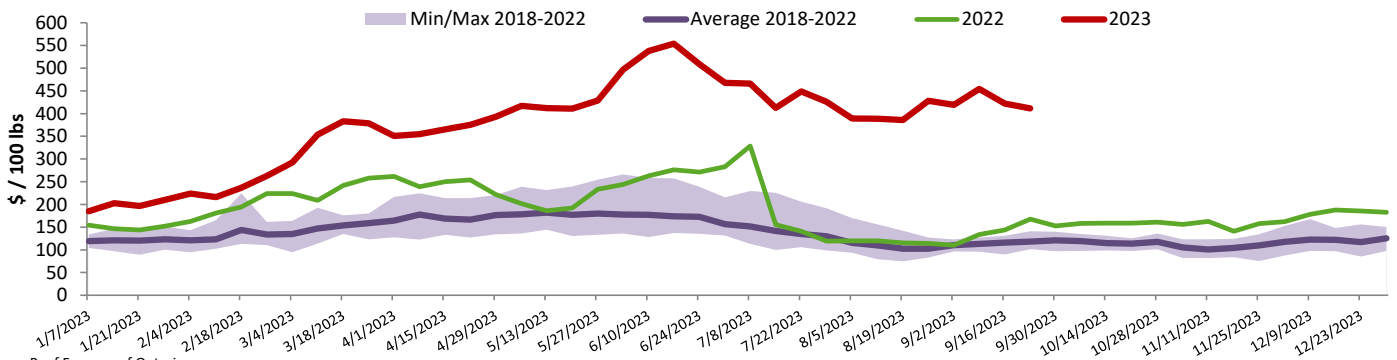


### Quebec Calf Prices - Male: Good 90-120 lbs



Source : Les producteurs de bovins du Québec

### Ontario Calf Prices - 125 lbs and less



Source : Beef Farmers of Ontario

### United States

Week ending September 16, 2023

#### Federally Inspected Slaughter

	Weekly			Year to date		
	2023	2022	% chg	2023	2022	% chg
Milk-fed or nature						
North East & North Central*	2 597	2 638	-1.6 %	89 379	103 913	-14.0 %
Other calves	2 747	4 576	-40.0 %	118 716	150 801	-21.3 %
	<b>5 344</b>	<b>7 214</b>	<b>-25.9 %</b>	<b>208 095</b>	<b>254 714</b>	<b>-18.3 %</b>
Production						
Calves (million lbs)	0.8	1.0	-20.0 %	33.2	37.4	-11.2 %
Live weight (lbs)	271	238	13.9 %			
Dressed weight (lbs)	159	138	15.2 %			

Source : USDA

#### Pennsylvania Calf Auction

Graded Holstein Bull Calves\* September 16, 2023

	Weight	Head	\$ / 100 lbs	
			Min	Max
Number 1	- 89 lbs	29	300.00	420.00
	90 - 120 lbs	152	110.00	420.00
	+ 120 lbs	5	280.00	360.00
Beef Cross		40	480.00	770.00
Number 2	- 100 lbs	50	170.00	390.00
	+ 100 lbs	14	190.00	340.00
	Beef Cross	0	0.00	0.00
Number 3	- 100 lbs	7	50.00	230.00
	+ 100 lbs	5	180.00	250.00
	Beef Cross	0	0.00	0.00

\* Does not include all head sold

#### North East & North Central

(Veal Carcass, Hot Basis – Paid to Producer (Hide off, 255-315 lbs))

	Weighted Average	Min	Max
Special fed : milk fed, nature			
\$US / 100 lbs			
Non-Packer & Packers Owned	440.37	435.00	450.00

Source : USDA

Source : USDA