



Veal Supply at a Glance - Canada

For week ending August 5, 2023

Quebec Live Auction											
	Number	2023			Number	2022			Volume (YTD)		
		Price (\$ / 100 lbs)	Price (\$ / 100 lbs)	Price (\$ / 100 lbs)		Price (\$ / 100 lbs)	Price (\$ / 100 lbs)	Price (\$ / 100 lbs)	head	head	% chg
Dairy Calves	(head)	Average	Min	Max	(head)	Average	Min	Max	2023	2022	% chg
Holstein Male											
Good 90 -120 lbs	480	344.00	255.00	405.00	531	101.00	75.00	120.00	14 603	14 191	2.9 %
Good 121 - 140 lbs	152	336.00	250.00	395.00	182	103.00	85.00	115.00	4 801	5 270	-8.9 %
Average 90 - 140 lbs	380	258.00	150.00	360.00	368	73.00	35.00	100.00	11 651	12 269	-5.0 %
Misc. - All weights	187	103.00	30.00	240.00	170	35.00	20.00	60.00	4 975	5 594	-11.1 %
Holstein Female											
Good 90 -120 lbs	55	241.00	100.00	500.00	38	51.00	6.00	85.00	1 294	1 271	1.8 %
Other milk breeds (all weights)	5	148.00	20.00	320.00	10	62.00	50.00	75.00	517	557	-7.2 %
Crossbreeds dairy-butcher (all weights)	610	692.00	490.00	810.00	489	321.00	80.00	425.00	17 023	14 539	17.1 %
A2 Grain fed veal cattle (hide off)	1,296	360.00	n/a	n/a	1,323	310.00	n/d	n/d	43 923	42 345	3.7 %
688 lbs live / 375-419 lbs hide off											

Source: Les producteurs de bovins du Québec

Ontario Live Auction											
	Number	2023			Number	2022			Volume (YTD)		
		Price (\$ / 100 lbs)	Price (\$ / 100 lbs)	Price (\$ / 100 lbs)		Price (\$ / 100 lbs)	Price (\$ / 100 lbs)	Price (\$ / 100 lbs)	head	head	% chg
+ 600 lbs	588	193.66	174.61	209.29	510	162.36	139.63	180.79	18 383	20 070	-8.4 %
451 - 600 lbs	25	162.09	140.02	178.36	20	134.03	93.28	166.72	874	1 044	-16.3 %
301 - 450 lbs	28	210.98	170.07	267.96	6	162.56	120.83	194.16	816	884	-7.7 %
126 - 300 lbs	139	347.37	213.80	546.17	131	137.60	87.39	250.40	3 876	4 238	-8.5 %
- 125 lbs	938	389.39	243.82	646.65	848	119.58	55.46	299.79	24 364	24 999	-2.5 %

Federally Inspected Slaughter											
	Weekly	Weekly			Year to date	Year to date			Carcass Weight lbs (Jan-June)		
		2023	2022	% chg		2023	2022	% chg	2023	2022	% chg
Quebec	2 905	2 682	8.3 %	96 020	94 701	1.4 %	371	356	4.3 %		
Rest of Canada	0	0	-	0	1	-	-	-	-		
Canada	2 905	2 682	8.3 %	96 020	94 702	1.4 %	371	356	4.3 %		

Source: Canadian Beef Grading Agency

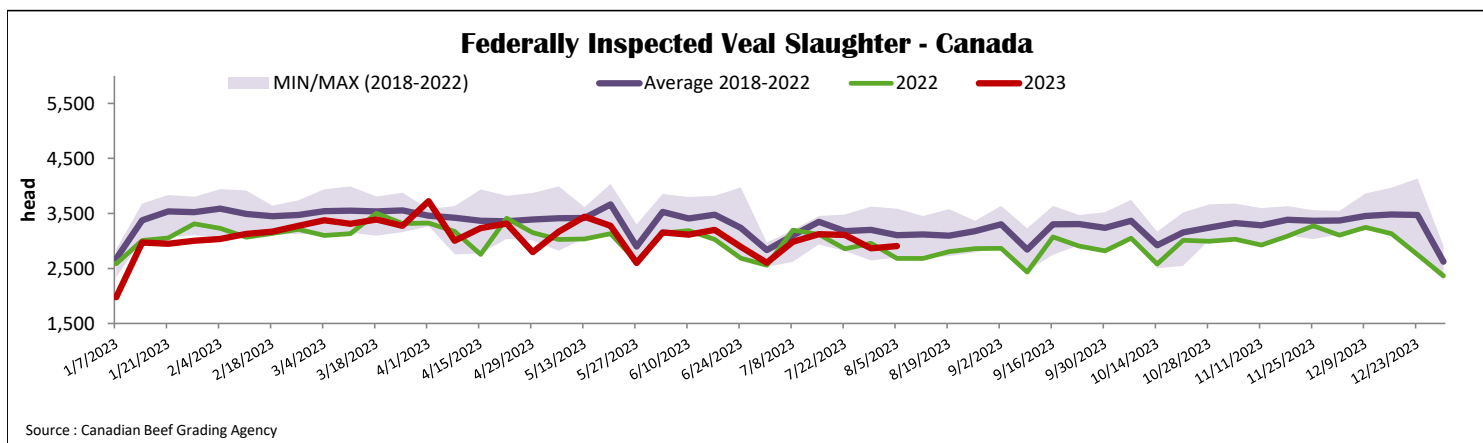
Source: Canadian Food Inspection Agency (CFIA)

Domestic Exports				
Total veal (tonnes)	Jan. 1 - June 30, 2023	2023	2022	% chg
United States		1 937	1 791	8.1 %
United Arab Emirates		84	109	-23.0 %
Qatar		5	0	-
Others		0	3	-
Total		2 026	1 904	6.4 %

Source: Statistics Canada

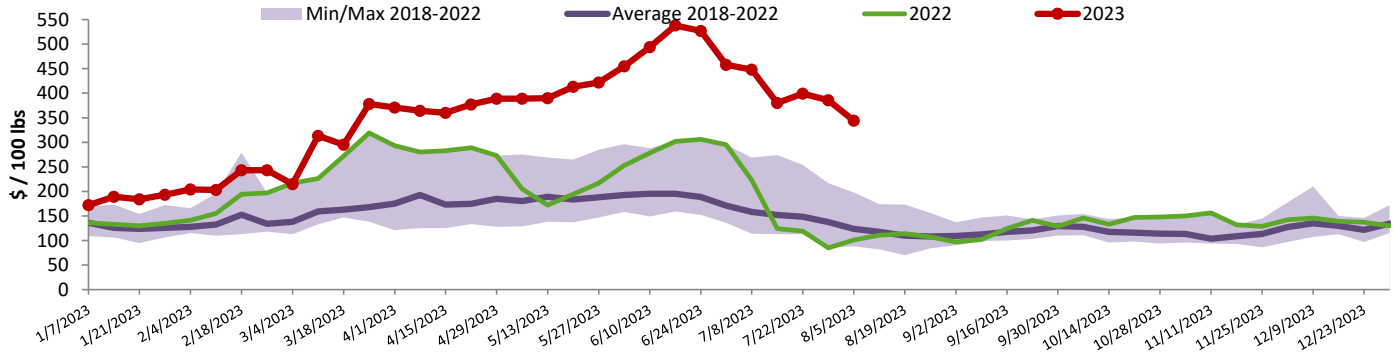
Imports				
Total veal (tonnes)	Jan. 1 - Aug. 5, 2023	2023	2022	% chg
United States		442	320	38.2 %
New Zealand		32	139	-77.3 %
Australia		0	0	-
EU-27				
Netherlands		270	307	-12.2 %
Others		131	145	-9.9 %
EU-27 total		401	453	-11.5 %
Others		0	1	-
Total		874	912	-4.1 %

Source: CFIA



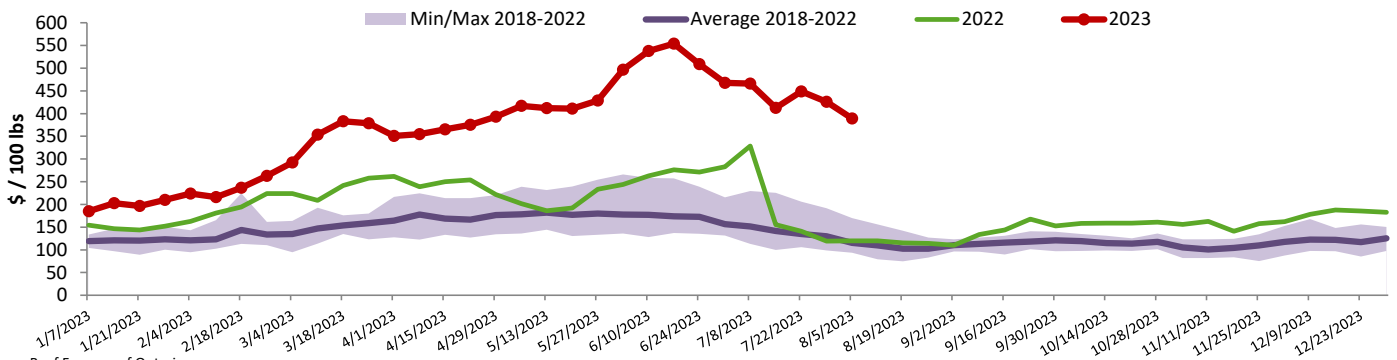


Quebec Calf Prices - Male: Good 90-120 lbs



Source : Les producteurs de bovins du Québec

Ontario Calf Prices - 125 lbs and less



Source : Beef Farmers of Ontario

United States

Week ending July 29, 2023

Federally Inspected Slaughter

	Weekly			Year to date		
	2023	2022	% chg	2023	2022	% chg
Milk-fed or nature						
North East & North Central*	2 539	2 584	-1.7 %	72 695	85 972	-15.4 %
Other calves	2 980	4 837	-38.4 %	97 443	118 730	-17.9 %
	5 519	7 421	-25.6 %	170 138	204 702	-16.9 %
Production						
Calves (million lbs)	0.9	1.0	-10.0 %	27.1	30.6	-11.4 %
Live weight (lbs)	275	228	20.6 %			
Dressed weight (lbs)	163	132	23.5 %			

Source : USDA

Pennsylvania Calf Auction

Graded Holstein Bull Calves* July 29, 2023

	Weight	Head	\$ / 100 lbs	
			Min	Max
Number 1	- 89 lbs	49	260.00	435.00
	90 - 120 lbs	246	200.00	535.00
	+ 120 lbs	9	200.00	290.00
Beef Cross		126	305.00	680.00
Number 2	- 100 lbs	102	154.00	315.00
	+ 100 lbs	82	160.00	305.00
	Beef Cross	41	200.00	485.00
Number 3	- 100 lbs	89	50.00	290.00
	+ 100 lbs	39	110.00	290.00
	Beef Cross	0	0.00	0.00

* Does not include all head sold

North East & North Central

(Veal Carcass, Hot Basis – Paid to Producer (Hide off, 255-315 lbs))

Special fed : milk fed, nature	Weighted Average	Min	Max
\$US / 100 lbs			
Non-Packer & Packers Owned	424.19	420.00	425.00

Source : USDA

Source : USDA