

Veal Supply at a Glance - Canada

For week ending June 17, 2023

Quebec Live Auction											
Dairy Calves	Number	2023			Number	2022			Volume (YTD)		
		Price (\$ / 100 lbs)				Price (\$ / 100 lbs)			head		
Holstein Male	(head)	Average	Min	Max	(head)	Average	Min	Max	2023	2022	% chg
Good 90 -120 lbs	521	538.00	440.00	600.00	452	302.00	270.00	330.00	11 185	10 780	3.8 %
Good 121 - 140 lbs	155	481.00	415.00	540.00	159	281.00	260.00	305.00	3 770	4 129	-8.7 %
Average 90 - 140 lbs	402	462.00	350.00	565.00	366	255.00	200.00	300.00	8 804	9 415	-6.5 %
Misc. - All weights	151	184.00	20.00	440.00	183	255.00	38.00	300.00	3 739	4 099	-8.8 %
Holstein Female											
Good 90 -120 lbs	58	483.00	445.00	525.00	50	242.00	170.00	340.00	942	1 027	-8.3 %
Other milk breeds (all weights)	18	287.00	50.00	540.00	13	118.00	30.00	235.00	407	399	2.0 %
Crossbreeds dairy-butcher (all weights)	558	812.00	559.00	970.00	479	428.00	320.00	500.00	12 670	10 930	15.9 %
A2 Grain fed veal cattle (hide off)	1,516	355.00	n/a	n/a	1,209	300.00	n/d	n/d	34 129	33 467	2.0 %
688 lbs live / 375-419 lbs hide off											

Source: Les producteurs de bovins du Québec

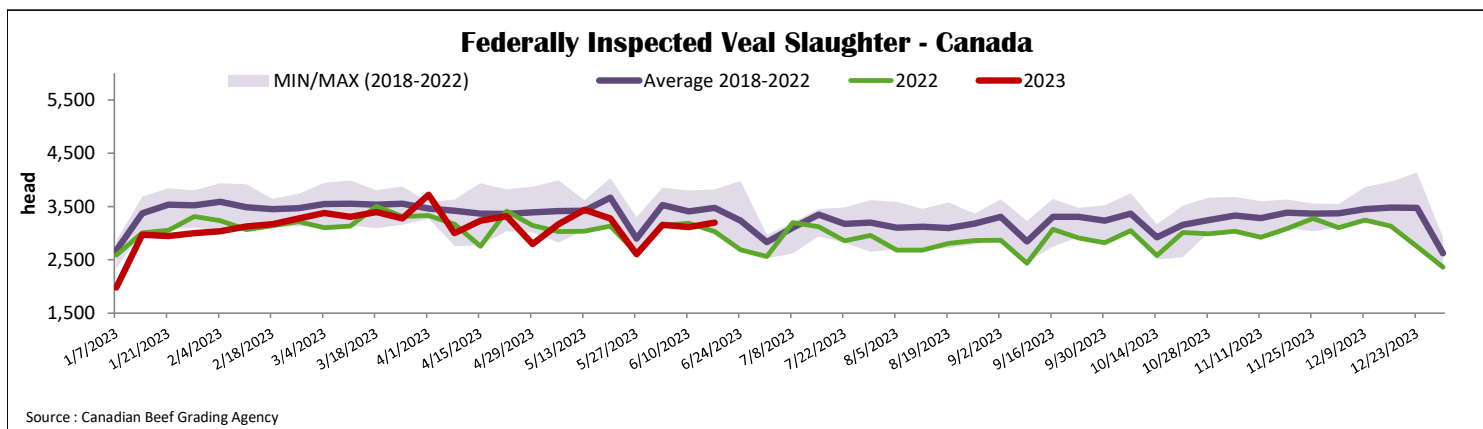
Ontario Live Auction											
	Number	2023			Number	2022			Volume (YTD)		
		Price (\$ / 100 lbs)				Price (\$ / 100 lbs)			head		
	(head)	Average	Min	Max	(head)	Average	Min	Max	2023	2022	% chg
+ 600 lbs	537	190.80	178.69	205.32	647	154.56	133.18	170.15	14 240	15 634	-8.9 %
451 - 600 lbs	36	165.81	151.50	180.42	42	137.84	114.38	159.74	707	866	-18.4 %
301 - 450 lbs	22	216.77	160.82	254.45	17	134.86	114.67	150.91	675	786	-14.1 %
126 - 300 lbs	113	388.95	246.47	661.98	120	212.34	127.43	337.78	2 947	3 353	-12.1 %
- 125 lbs	783	553.92	402.34	813.74	770	276.26	163.52	425.84	17 939	18 813	-4.6 %

Federally Inspected Slaughter									
	Weekly			Year to date			Carcass Weight lbs (Jan-Apr)		
	2023	2022	% chg	2023	2022	% chg	2023	2022	% chg
Quebec	3 199	3 027	5.7 %	74 883	74 646	0.3 %	375	356	5.3 %
Rest of Canada	0	0	-	0	0	-	-	-	-
Canada	3 199	3 027	5.7 %	74 883	74 646	0.3 %	375	356	5.3 %

Source: Canadian Beef Grading Agency / Source: Canadian Food Inspection Agency (CFIA)

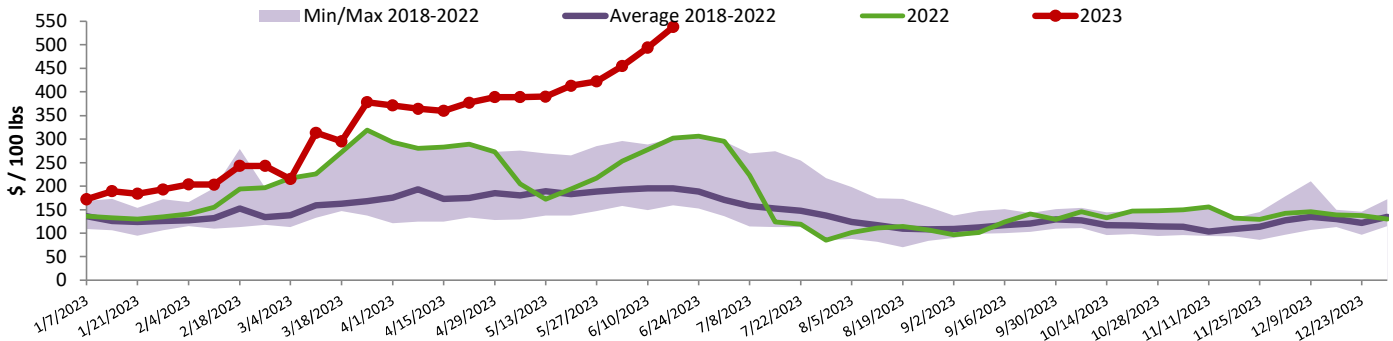
Domestic Exports					Imports				
Total veal (tonnes)	Jan. 1 - April 30, 2023				Total veal (tonnes)	Jan. 1 - June 17, 2023			
	2023	2022	% chg			2023	2022	% chg	
United States	1 296	1 148	12.9 %		New Zealand	32	139	-77.3 %	
United Arab Emirates	65	65	0.8 %		United States	392	213	83.8 %	
Qatar	5	0	-		Australia	0	0		
Others	0	3			EU-27				
Total	1 366	1 216	12.3 %		Netherlands	236	254	-7.2 %	
					Others	95	120	-20.6 %	
					EU-27 total	331	374	-11.5 %	
					Others	0	1		
					Total	754	727	3.8 %	

Source: Statistics Canada / Source: CFIA



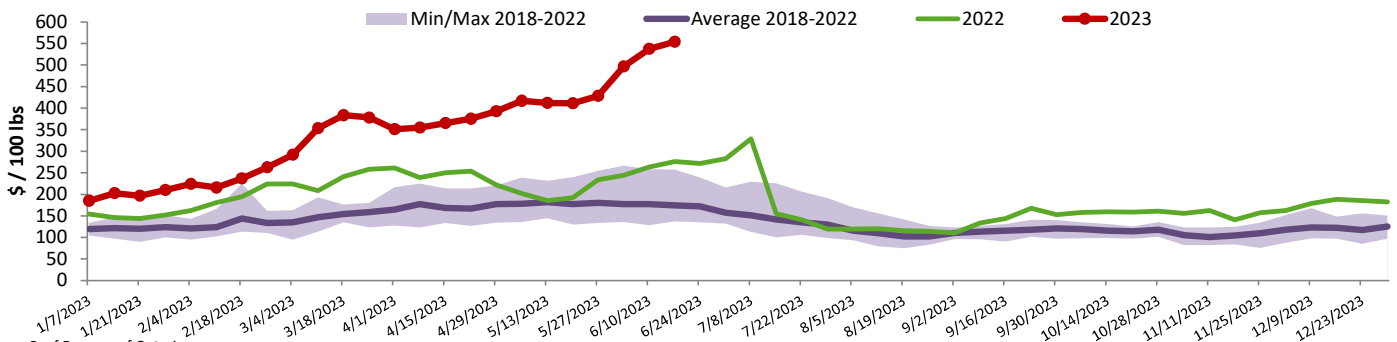


Quebec Calf Prices - Male: Good 90-120 lbs



Source : Les producteurs de bovins du Québec

Ontario Calf Prices - 125 lbs and less



Source : Beef Farmers of Ontario

United States

Week ending June 10, 2023

Federally Inspected Slaughter

	Weekly			Year to date		
	2023	2022	% chg	2023	2022	% chg
Milk-fed or nature						
North East & North Central*	2 626	2 813	-6.6 %	55 581	67 536	-17.7 %
Other calves	2 374	3 488	-31.9 %	82 721	91 218	-9.3 %
	5 000	6 301	-20.6 %	138 302	158 754	-12.9 %
Production						
Calves (million lbs)	0.9	1.0	-10.0 %	21.0	23.8	-11.8 %
Live weight (lbs)	291	263	10.6 %			
Dressed weight (lbs)	171	154	11.0 %			

Source : USDA

Pennsylvania Calf Auction

Graded Holstein Bull Calves* June 10, 2023

	Weight	Head	\$ / 100 lbs	
			Min	Max
Number 1	- 89 lbs	54	200.00	390.00
	90 - 120 lbs	250	30.00	450.00
	+ 120 lbs	23	205.00	305.00
Number 2	Beef Cross	81	340.00	640.00
	- 100 lbs	88	75.00	320.00
	+ 100 lbs	97	140.00	320.00
Number 3	Beef Cross	15	300.00	485.00
	- 100 lbs	62	35.00	265.00
	+ 100 lbs	19	100.00	255.00
Beef Cross	0	0	0.00	0.00

* Does not include all head sold

North East & North Central

(Veal Carcass, Hot Basis – Paid to Producer (Hide off, 255-315 lbs))

Special fed : milk fed, nature

\$US / 100 lbs	Weighted Average	Min	Max
Non-Packer & Packers Owned	417.70	410.00	425.00

Source : USDA

Source : USDA