

### Veal Supply at a Glance - Canada

For week ending October 29, 2022

Quebec Live Auction											
Dairy Calves ***	Number (head)	2022 Price (\$ / 100 lbs)			Number (head)	2021 Price (\$ / 100 lbs)			Volume (YTD) head		
		Average	Min	Max		Average	Min	Max	2022	2021	% chg
Holstein Male											
Good 90 -120 lbs	471	148.00	125.00	170.00	509	108.00	90.00	125.00	19 114	22 202	-13.9 %
Good 121 - 140 lbs	169	149.00	120.00	170.00	173	115.00	100.00	130.00	6 769	7 879	-14.1 %
Average 90 - 140 lbs	415	120.00	80.00	155.00	403	76.00	45.00	110.00	15 584	18 389	-15.3 %
Misc. - All weights	173	46.00	20.00	100.00	198	34.00	10.00	55.00	6 829	8 806	-22.5 %
Holstein Female											
Good 90 -120 lbs	37	112.00	60.00	135.00	28	56.00	30.00	115.00	1 600	1 856	-13.8 %
Other milk breeds (all weights)	24	90.00	38.00	120.00	20	50.00	16.00	110.00	763	1 016	-24.9 %
Crossbreeds dairy-butcher (all weights)	551	358.00	150.00	480.00	551	361.00	250.00	450.00	20 118	18 604	8.1 %
A2 Grain fed veal cattle (hide off)	1409	350.00	n/a	n/a	1,431	270.20	n/a	n/a	55 956	62 541	-10.5 %
688 lbs live / 375-419 lbs hide off											

\*\*\*Weekly data currently unavailable

Source: Les producteurs de bovins du Québec

Ontario Live Auction											
	Number (head)	2022 Price (\$ / 100 lbs)			Number (head)	2021 Price (\$ / 100 lbs)			Volume (YTD) head		
		Average	Min	Max		Average	Min	Max	2022	2021	% chg
+ 600 lbs	470	194.52	167.03	216.56	663	139.25	114.89	159.46	26 714	28 529	-6.4 %
451 - 600 lbs	39	155.48	124.74	189.33	30	131.65	107.83	150.13	1 419	1 404	1.1 %
301 - 450 lbs	36	161.87	105.49	210.70	69	151.55	102.44	196.30	1 324	1 466	-9.7 %
126 - 300 lbs	134	147.67	89.05	271.24	128	108.91	68.86	231.63	5 714	5 140	11.2 %
- 125 lbs	759	161.06	83.58	414.02	984	135.85	76.61	362.75	35 264	36 237	-2.7 %

Source: Beef Farmers of Ontario

Federally Inspected Slaughter									
	Weekly			Year to date			Carcass Weight lbs (Jan-August)		
	2022	2021	% chg	2022	2021	% chg	2022	2021	% chg
Quebec	2 992	3 101	-3.5 %	128 786	131 399	-2.0 %	354	357	-0.9 %
Rest of Canada	0	0	-	1	560	-99.8 %	-	385	-
<b>Canada</b>	<b>2 992</b>	<b>3 101</b>	<b>-3.5 %</b>	<b>128 787</b>	<b>131 959</b>	<b>-2.4 %</b>	<b>355</b>	<b>357</b>	<b>-0.5 %</b>

Source: Canadian Beef Grading Agency

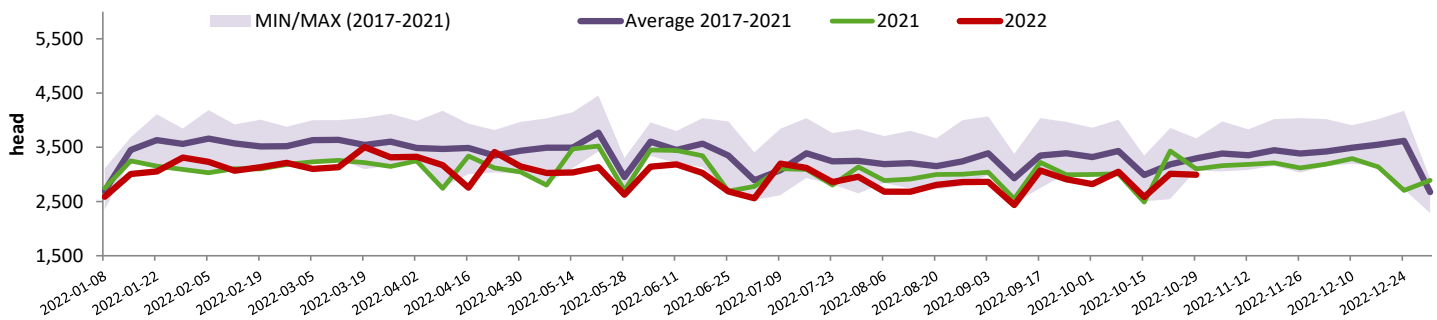
Source: Canadian Food Inspection Agency (CFIA)

Domestic Exports					Imports				
Total veal (tonnes)	Jan. 1 - Sept. 30, 2022				Total veal (tonnes)	Jan. 1 - Oct. 29, 2022			
	2022	2021	% chg		2022	2021	% chg		% chg
United States	2 701	2 709	-0.3 %	New Zealand	1 178	1 415	-16.7 %		
United Arab Emirates	143	107	33.7 %	United States	461	521	-11.4 %		
Barbados	3	0	-	Australia	0	26	-		
Others	3	0	-	<b>EU-27</b>					
<b>Total</b>	<b>2 851</b>	<b>2 817</b>	<b>1.2 %</b>	Netherlands	401	382	4.8 %		
				Others	240	368	-34.8 %		
				<b>EU-27 total</b>	<b>640</b>	<b>750</b>	<b>-14.6 %</b>		
				Others	1	25	-96.7 %		
				<b>Total</b>	<b>2 281</b>	<b>2 736</b>	<b>-16.6 %</b>		

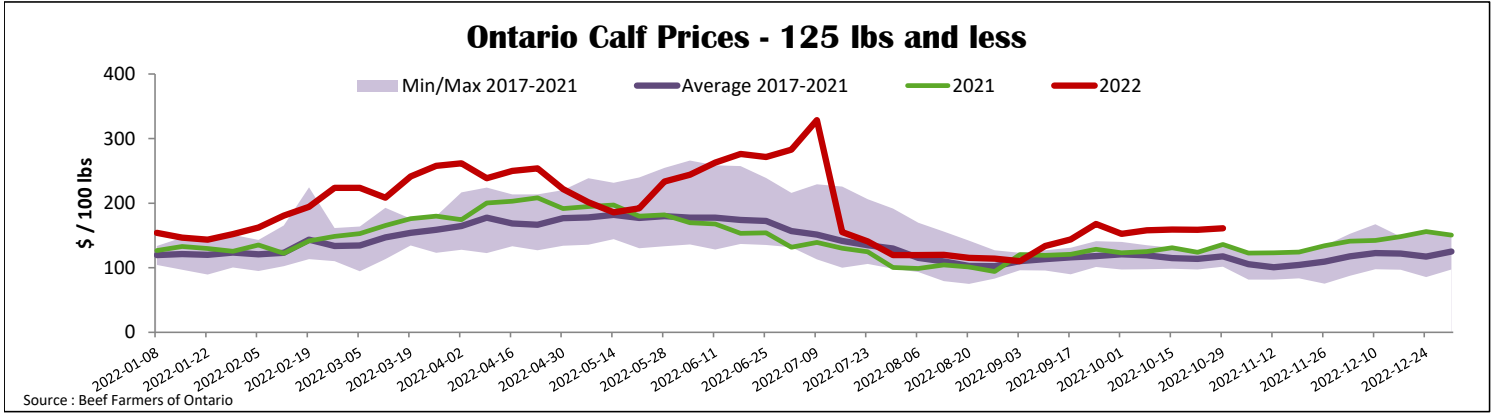
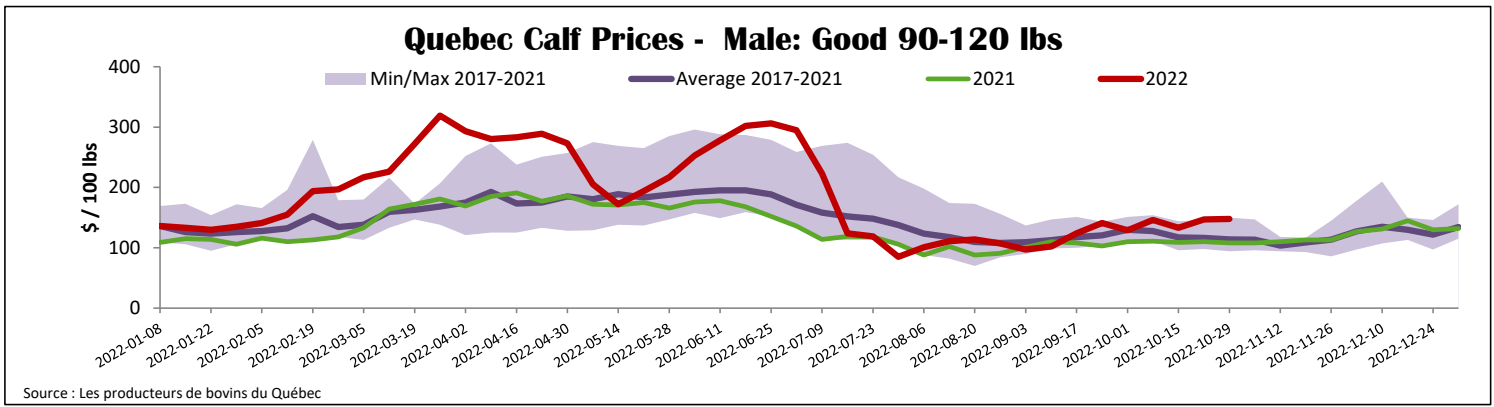
Source: Statistics Canada

Source: CFIA

### Federally Inspected Veal Slaughter - Canada



Source: Canadian Beef Grading Agency



<b>United States</b>						
Week ending October 22, 2022						
<b>Federally Inspected Slaughter</b>				<b>Pennsylvania Calf Auction</b>		
	Weekly			Year to date		
Milk-fed or nature	<b>2022</b>	<b>2021</b>	<b>% chg</b>	<b>2022</b>	<b>2021</b>	<b>% chg</b>
North East & North Central*	2 683	2 994	-10.4 %	117 133	111 176	5.4 %
Other calves	4 255	5 493	-22.5 %	172 341	193 156	-10.8 %
	<b>6 938</b>	<b>8 487</b>	<b>-18.3 %</b>	<b>289 474</b>	<b>304 332</b>	<b>-4.9 %</b>
Production						
Calves (million lbs)	1.0	1.1	-9.1 %	42.4	40.6	4.4 %
Live weight (lbs)	249	226	10.2 %			
Dressed weight (lbs)	145	132	9.8 %			
Source : USDA						
<b>North East &amp; North Central</b>				Graded Holstein Bull Calves* October 22, 2022		
(Veal Carcass, Hot Basis – Paid to Producer (Hide off, 255-315 lbs))						
Special fed : milk fed, nature						
\$US / 100 lbs				Weighted Average	Min	Max
Non-Packer & Packers Owned				438.16	430.00	440.00
Source : USDA						
	Weight		Head		\$ / 100 lbs	
Number 1	- 89 lbs	43	50.00	155.00		
	90 - 120 lbs	231	100.00	290.00		
	+ 120 lbs	27	115.00	147.00		
	Beef Cross	73	220.00	395.00		
Number 2	- 100 lbs	68	50.00	145.00		
	+ 100 lbs	59	70.00	147.00		
	Beef Cross	8	170.00	250.00		
Number 3	- 100 lbs	136	10.00	140.00		
	+ 100 lbs	32	40.00	125.00		
	Beef Cross	2	150.00	175.00		
* Does not include all head sold						
Source : USDA						