

Veal Supply at a Glance - Canada

For week ending September 3, 2022

Quebec Live Auction											
	2022				2021				Volume (YTD)		
	Number (head)	Price (\$ / 100 lbs)			Number (head)	Price (\$ / 100 lbs)			head		
Dairy Calves ***		Average	Min	Max		Average	Min	Max	2022	2021	% chg
Holstein Male											
Good 90 -120 lbs	n/a	n/a	n/a	n/a	570	101.00	85.00	120.00	13 660	17 625	-22.5 %
Good 121 - 140 lbs	n/a	n/a	n/a	n/a	166	105.00	90.00	125.00	5 088	6 444	-21.0 %
Average 90 - 140 lbs	n/a	n/a	n/a	n/a	381	74.00	50.00	100.00	11 901	14 957	-20.4 %
Misc. - All weights	n/a	n/a	n/a	n/a	195	38.00	20.00	65.00	5 204	7 256	-28.3 %
Holstein Female											
Good 90 -120 lbs	n/a	n/a	n/a	n/a	31	54.00	30.00	90.00	1 233	1 573	-21.6 %
Other milk breeds (all weights)	n/a	n/a	n/a	n/a	20	56.00	20.00	70.00	547	849	-35.6 %
Crossbreeds dairy-butcher (all weights)	n/a	n/a	n/a	n/a	516	248.00	110.00	340.00	14 050	14 490	-3.0 %
A2 Grain fed veal cattle (hide off)	n/a	n/a	n/a	n/a	1,261	245.00	n/a	n/a	40 792	51 359	-20.6 %
688 lbs live / 375-419 lbs hide off											

***Weekly data currently unavailable

Source: Les producteurs de bovins du Québec

Ontario Live Auction											
	2022				2021				Volume (YTD)		
	Number (head)	Price (\$ / 100 lbs)			Number (head)	Price (\$ / 100 lbs)			head		
		Average	Min	Max		Average	Min	Max	2022	2021	% chg
+ 600 lbs	552	162.74	140.22	178.47	571	122.81	107.10	137.39	22 523	23 736	-5.1 %
451 - 600 lbs	34	139.43	120.56	158.50	34	106.54	94.50	121.91	1 174	1 158	1.4 %
301 - 450 lbs	33	157.37	96.18	259.77	33	116.30	86.84	160.40	1 004	1 084	-7.4 %
126 - 300 lbs	135	138.53	78.44	258.21	149	109.96	66.66	210.33	4 739	4 104	15.5 %
- 125 lbs	950	110.16	64.82	301.81	843	120.27	57.94	351.58	28 607	29 189	-2.0 %

Source: Beef Farmers of Ontario

Federally Inspected Slaughter									
	Weekly			Year to date			Carcass Weight lbs (Jan-July)		
	2022	2021	% chg	2022	2021	% chg	2022	2021	% chg
Quebec	2 865	3 038	-5.7 %	105 912	107 607	-1.6 %	355	357	-0.5 %
Rest of Canada	0	0	-	1	560	-99.8 %	-	385	-
Canada	2 865	3 038	-5.7 %	105 913	108 167	-2.1 %	355	357	-0.5 %

Source: Canadian Beef Grading Agency

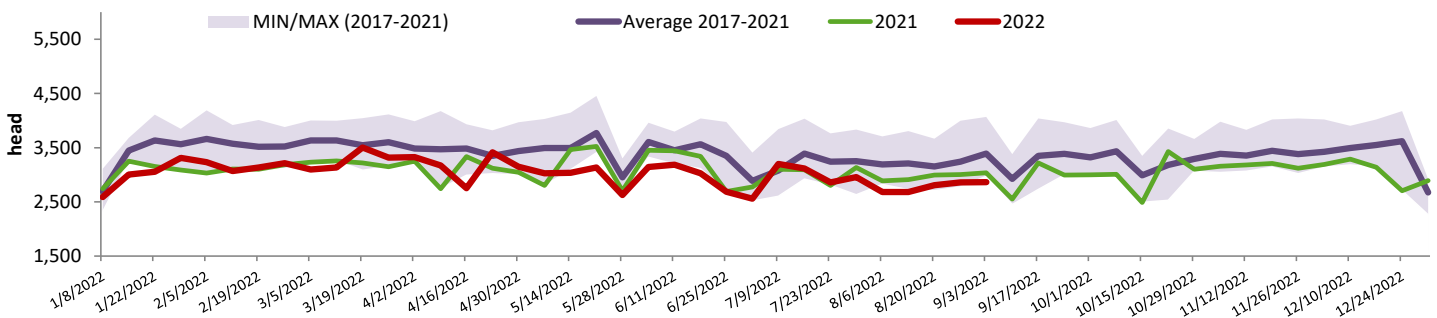
Source: Canadian Food Inspection Agency (CFIA)

Domestic Exports					Imports				
	Jan. 1 - July 31, 2022					Jan. 1 - Sept. 3, 2022			
	2022	2021	% chg			2022	2021	% chg	
Total veal (tonnes)					Total veal (tonnes)				
United States	2 061	2 023	1.9 %		United States	352	390	-9.7 %	
United Arab Emirates	121	91	32.9 %		New Zealand	215	482	-55.4 %	
Barbados	3	0	-		Australia	0	24		
Others	0	0	-		EU-27				
Total	2 186	2 115	3.4 %		Netherlands	317	294	7.9 %	
					Others	162	294	-45.0 %	
					EU-27 total	479	588	-18.6 %	
					Others	1	25	-96.7 %	
					Total	1 046	1 508	-30.6 %	

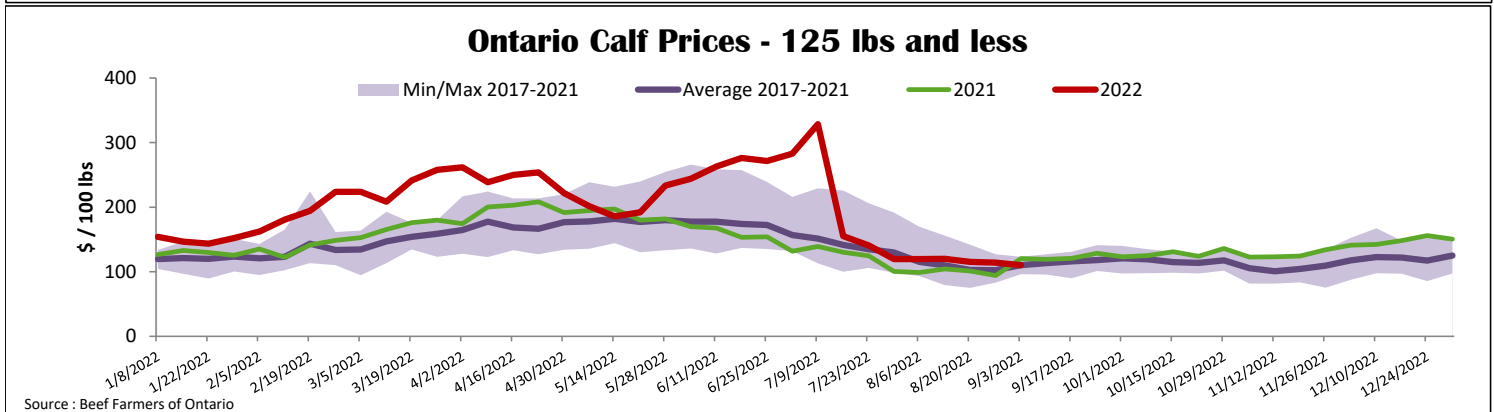
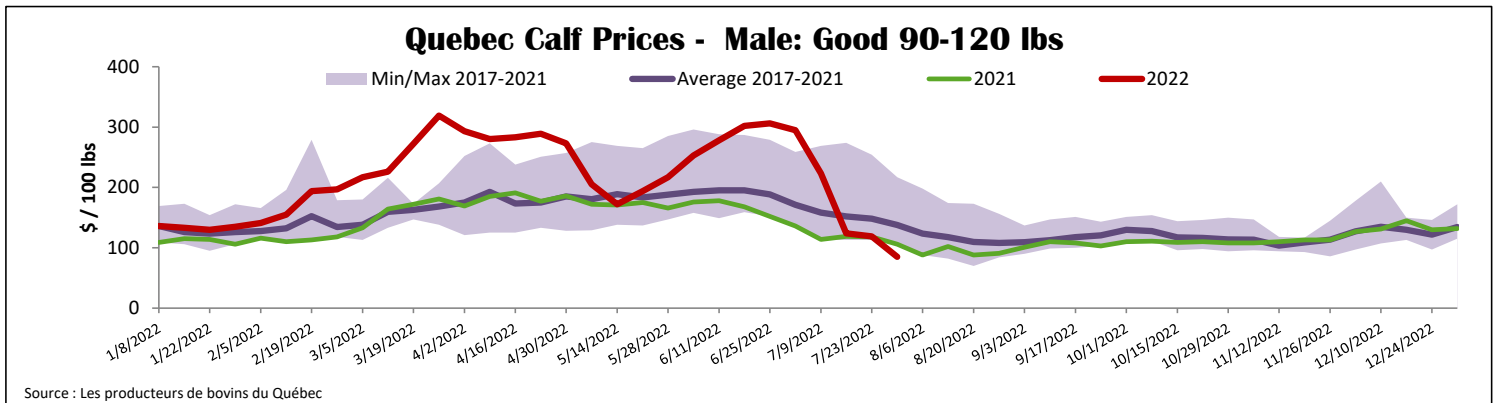
Source: Statistics Canada

Source: CFIA

Federally Inspected Veal Slaughter - Canada



Source: Canadian Beef Grading Agency



United States						
Week ending August 27, 2022						
Federally Inspected Slaughter				Pennsylvania Calf Auction		
	Weekly			Year to date		
Milk-fed or nature	2022	2021	% chg	2022	2021	% chg
North East & North Central*	2 530	2 601	-2.7 %	96 564	89 403	8.0 %
Other calves	4 968	5 626	-11.7 %	137 087	152 161	-9.9 %
	7 498	8 227	-8.9 %	233 651	241 564	-3.3 %
Production						
Calves (million lbs)	1.0	1.0	0.0 %	34.5	32.8	5.2 %
Live weight (lbs)	231	207	11.6 %			
Dressed weight (lbs)	134	120	11.7 %			
Source : USDA						
North East & North Central						
(Veal Carcass, Hot Basis – Paid to Producer (Hide off, 255-315 lbs))						
Special fed : milk fed, nature						
\$US / 100 lbs				Weighted Average	Min	Max
Non-Packer & Packers Owned				436.81	430.00	440.00
Source : USDA						
Graded Holstein Bull Calves*						
August 27, 2022						
		Weight	Head	\$ / 100 lbs		
				Min	Max	
Number 1	- 89 lbs	22	65.00	130.00		
	90 - 120 lbs	217	95.00	150.00		
	+ 120 lbs	17	105.00	135.00		
	Beef Cross	103	190.00	365.00		
Number 2	- 100 lbs	96	45.00	135.00		
	+ 100 lbs	44	85.00	140.00		
	Beef Cross	28	100.00	220.00		
Number 3	- 100 lbs	121	30.00	105.00		
	+ 100 lbs	33	40.00	107.00		
	Beef Cross	0	0.00	0.00		
* Does not include all head sold						
Source : USDA						