

Veal Supply at a Glance - Canada

For week ending June 25, 2022

Quebec Live Auction											
	Number	2022			Number	2021			Volume (YTD)		
		Price (\$ / 100 lbs)				Price (\$ / 100 lbs)			head		
Dairy Calves	(head)	Average	Min	Max	(head)	Average	Min	Max	2022	2021	% chg
Holstein Male											
Good 90 -120 lbs	599	306.00	280.00	335.00	514	152.00	135.00	170.00	11 379	12 168	-6.5 %
Good 121 - 140 lbs	190	291.00	260.00	330.00	176	155.00	140.00	175.00	4 319	4 627	-6.7 %
Average 90 - 140 lbs	351	261.00	170.00	315.00	541	122.00	90.00	150.00	9 766	10 817	-9.7 %
Misc. - All weights	137	100.00	20.00	200.00	272	58.00	30.00	107.00	4 236	5 043	-16.0 %
Holstein Female											
Good 90 -120 lbs	39	236.00	185.00	300.00	48	104.00	60.00	170.00	1 066	1 142	-6.7 %
Other milk breeds (all weights)	15	186.00	80.00	295.00	29	70.00	10.00	110.00	414	583	-29.0 %
Crossbreeds dairy-butcher (all weights)	525	439.00	320.00	535.00	470	308.00	165.00	385.00	11 455	9 694	18.2 %
A2 Grain fed veal cattle (hide off)	1 328	300.00	n/a	n/a	1,375	233.20	n/a	n/a	34 652	37 799	-8.3 %
688 lbs live / 375-419 lbs hide off											

Source: Les producteurs de bovins du Québec

Ontario Live Auction											
	Number	2022			Number	2021			Volume (YTD)		
		Price (\$ / 100 lbs)				Price (\$ / 100 lbs)			head		
	(head)	Average	Min	Max	(head)	Average	Min	Max	2022	2021	% chg
+ 600 lbs	729	153.95	135.97	171.04	705	107.91	96.87	119.92	16 363	17 030	-3.9 %
451 - 600 lbs	35	129.18	107.37	147.34	35	93.83	68.34	119.51	901	862	4.5 %
301 - 450 lbs	17	118.57	103.12	137.06	23	106.35	89.39	129.32	803	850	-5.5 %
126 - 300 lbs	156	213.98	139.71	365.43	114	130.70	97.11	212.63	3 509	2 891	21.4 %
- 125 lbs	900	271.38	154.23	459.71	928	154.02	92.07	326.30	19 713	20 068	-1.8 %

Source: Beef Farmers of Ontario

Federally Inspected Slaughter									
	Weekly			Year to date			Carcass Weight lbs (Jan-Apr)		
	2022	2021	% chg	2022	2021	% chg	2022	2021	% chg
Quebec	2 686	2 692	-0.2 %	77 332	77 861	-0.7 %	356	355	0.2 %
Rest of Canada	0	0	-	0	560	-	-	-	-
Canada	2 686	2 692	-0.2 %	77 332	78 421	-1.4 %	356	347	2.4 %

Source: Canadian Beef Grading Agency

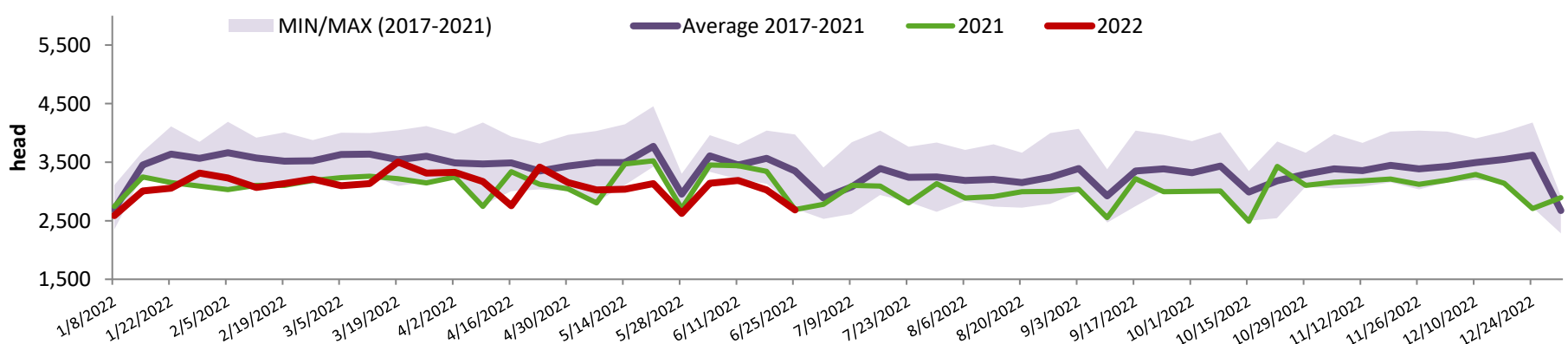
Source: Canadian Food Inspection Agency (CFIA)

Domestic Exports					Imports				
Total veal (tonnes)	Jan. 1 - April 30, 2022				Total veal (tonnes)	Jan. 1 - June 25, 2022			
	2022	2021	% chg			2022	2021	% chg	
United States	1 148	1 115	2.9 %		United States	230	300	-23.2 %	
United Arab Emirates	65	52	25.8 %		New Zealand	139	386	-64.1 %	
Japan	0	0	-		Australia	0	24	-	
Others	3	0	-		EU-27				
Total	1 216	1 167	4.2 %		Netherlands	301	192	57.1 %	
					Others	78	185	-57.9 %	
					EU-27 total	379	377	0.6 %	
					Others	1	25	-96.7 %	
					Total	749	1 112	-32.7 %	

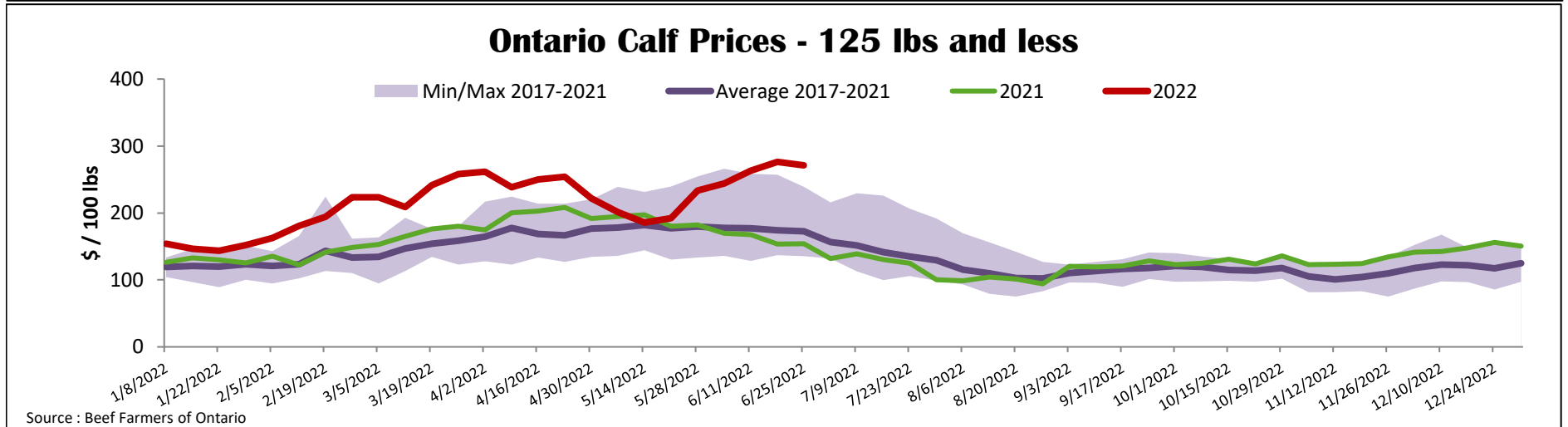
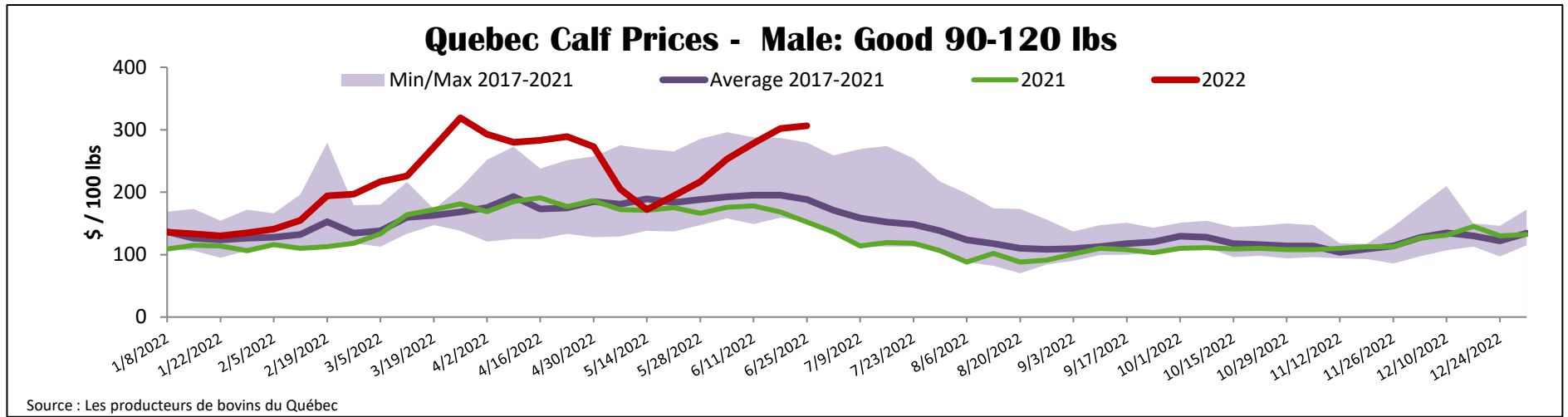
Source: Statistics Canada

Source: CFIA

Federally Inspected Veal Slaughter - Canada



Source: Canadian Beef Grading Agency



United States											
Week ending June 18, 2022											
Federally Inspected Slaughter				Pennsylvania Calf Auction							
	Weekly			Year to date			Graded Holstein Bull Calves* June 25, 2022				
Milk-fed or nature	2022	2021	% chg	2022	2021	% chg					
North East & North Central*	2 633	2 386	10.4 %	70 169	66 074	6.2 %					
Other calves	4 110	4 515	-9.0 %	95 328	100 105	-4.8 %					
	6 743	6 901	-2.3 %	165 497	166 179	-0.4 %					
Production							\$/ 100 lbs				
Calves (million lbs)	1.0	0.9	11.1 %	24.8	23.9	3.8 %	Weight	Head	Min	Max	
Live weight (lbs)	257	222	15.8 %				Number 1	- 89 lbs	29	135.00	230.00
Dressed weight (lbs)	149	129	15.5 %					90 - 120 lbs	115	125.00	225.00
								+ 120 lbs	9	160.00	170.00
								Beef Cross	41	200.00	400.00
							Number 2	- 100 lbs	64	80.00	220.00
								+ 100 lbs	71	105.00	205.00
								Beef Cross	11	80.00	330.00
							Number 3	- 100 lbs	80	20.00	152.00
								+ 100 lbs	39	45.00	160.00
								Beef Cross	0	0.00	0.00
							* Does not include all head sold				
North East & North Central											
(Veal Carcass, Hot Basis – Paid to Producer (Hide off, 255-315 lbs))											
Special fed : milk fed, nature											
\$US / 100 lbs				Weighted Average	Min	Max					
Non-Packer & Packers Owned				416.00	410.00	425.00					

Source : USDA