

### Veal Supply at a Glance - Canada

For week ending April 23, 2022

Quebec Live Auction											
	Number	2022			Number	2021			Volume (YTD)		
		Price ( \$ / 100 lbs)				Price ( \$ / 100 lbs)			head		
	(head)	Average	Min	Max	(head)	Average	Min	Max	2022	2021	% chg
Dairy Calves											
Holstein Male											
Good 90 -120 lbs	409	289.00	255.00	315.00	387	177.00	160.00	200.00	7 051	7 737	-8.9 %
Good 121 - 140 lbs	156	279.00	260.00	305.00	135	183.00	160.00	200.00	2 836	2 945	-3.7 %
Average 90 - 140 lbs	428	239.00	150.00	285.00	302	149.00	90.00	180.00	6 482	6 640	-2.4 %
Misc. - All weights	146	96.00	20.00	200.00	125	67.00	10.00	140.00	2 631	3 094	-15.0 %
Holstein Female											
Good 90 -120 lbs	45	228.00	180.00	270.00	31	146.00	100.00	260.00	644	695	-7.3 %
Other milk breeds (all weights)	12	135.00	50.00	245.00	24	104.00	20.00	195.00	271	361	-24.9 %
Crossbreeds dairy-butcher (all weights)	426	380.00	310.00	440.00	324	401.00	220.00	505.00	7 434	5 951	24.9 %
A2 Grain fed veal cattle (hide off)	1 192	300.00	n/a	n/a	1 500	233.10	n/a	n/a	23 110	25 448	-9.2 %
688 lbs live / 375-419 lbs hide off											

Source: Les producteurs de bovins du Québec

Ontario Live Auction											
	Number	2022			Number	2021			Volume (YTD)		
		Price ( \$ / 100 lbs)				Price ( \$ / 100 lbs)			head		
	(head)	Average	Min	Max	(head)	Average	Min	Max	2022	2021	% chg
+ 600 lbs	722	150.53	131.45	166.87	612	114.42	100.13	128.55	10 100	10 303	-2.0 %
451 - 600 lbs	40	136.44	125.71	147.98	68	101.36	79.30	125.35	588	547	7.5 %
301 - 450 lbs	37	137.65	109.79	176.69	39	127.50	110.25	160.96	551	546	0.9 %
126 - 300 lbs	140	203.76	118.96	326.73	113	171.75	118.92	271.04	2 436	1 844	32.1 %
- 125 lbs	788	253.91	160.05	407.87	753	208.27	135.57	419.74	12 412	12 587	-1.4 %

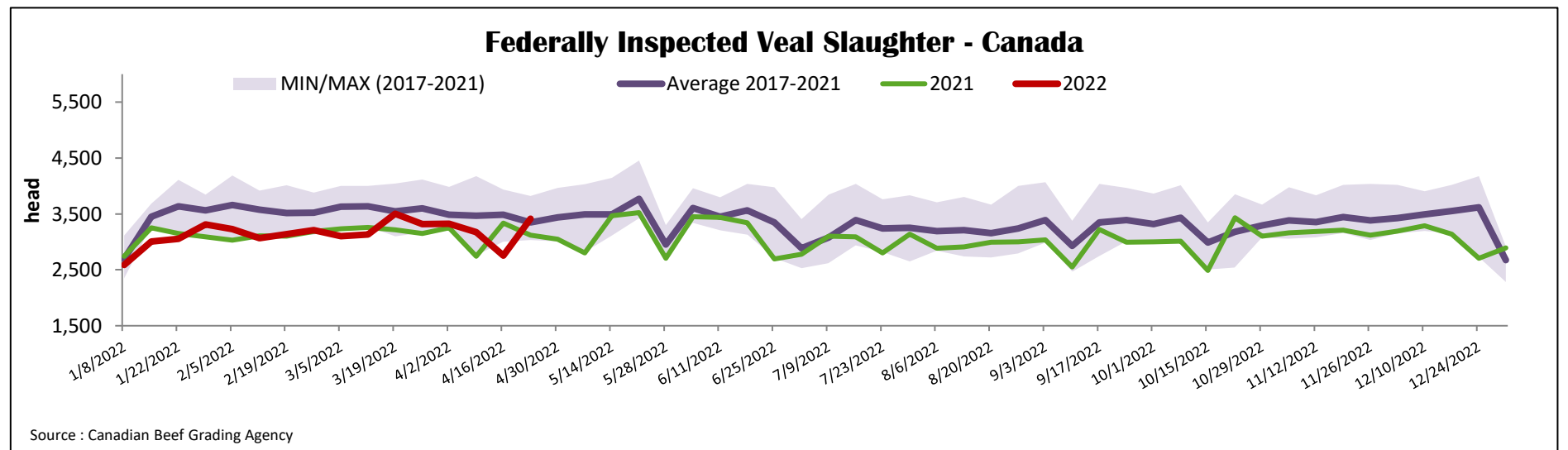
Source: Beef Farmers of Ontario

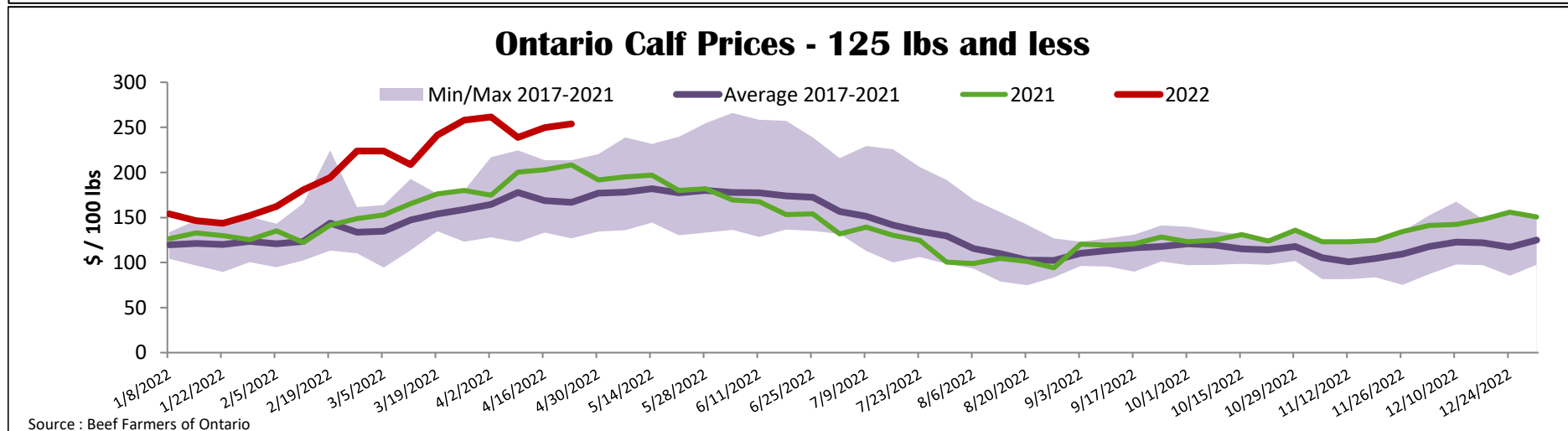
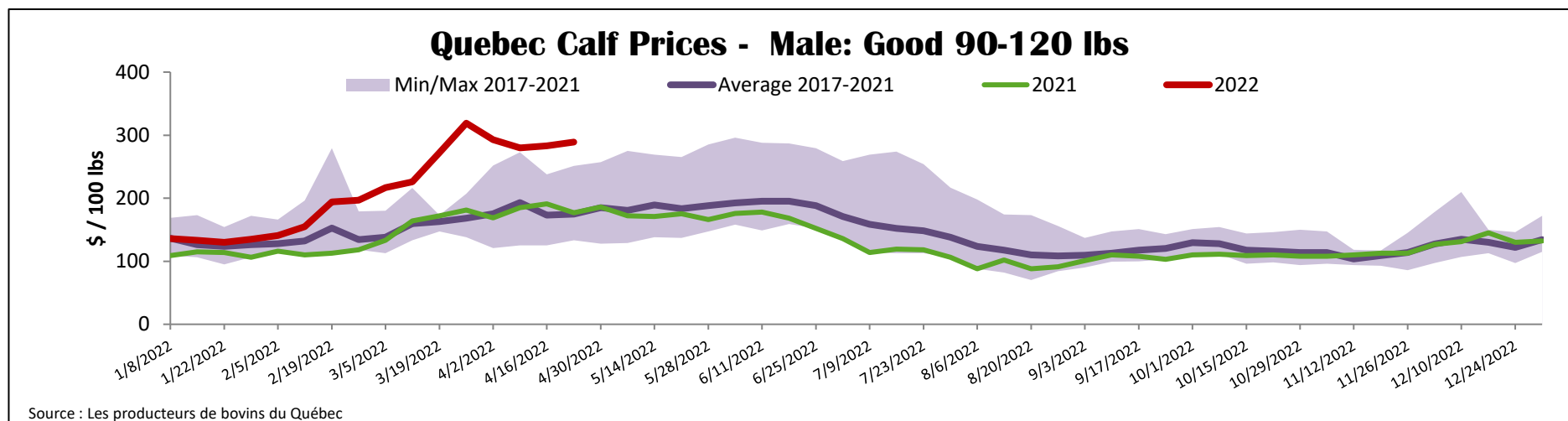
Federally Inspected Slaughter									
	Weekly			Year to date			Carcass Weight lbs (Jan-Feb)		
	2022	2021	% chg	2022	2021	% chg	2022	2021	% chg
Quebec	3 413	3 120	9.4 %	50 318	49 950	0.7 %	356	354	0.5 %
Rest of Canada	0	0	-	0	0	-	-	-	-
<b>Canada</b>	<b>3 413</b>	<b>3 120</b>	<b>9.4 %</b>	<b>50 318</b>	<b>49 950</b>	<b>0.7 %</b>	<b>356</b>	<b>347</b>	<b>2.4 %</b>

Source: Canadian Beef Grading Agency / Source: Canadian Food Inspection Agency (CFIA)

Domestic Exports					Imports				
Total veal (tonnes)	Jan. 1 - Feb. 28, 2022				Total veal (tonnes)	Jan. 1 - April 23, 2022			
	2022	2021	% chg			2022	2021	% chg	
United States	553	503	9.8 %		New Zealand	127	386	-67.1 %	
United Arab Emirates	29	28	3.5 %		United States	157	232	-32.3 %	
Japan	0	0	-		Australia	0	0		
Others	0	0	-		<b>EU-27</b>				
<b>Total</b>	<b>582</b>	<b>531</b>	<b>9.5 %</b>		Netherlands	131	108	<b>22.0 %</b>	
					Others	59	109	<b>-45.4 %</b>	
					<b>EU-27 total</b>	<b>190</b>	<b>216</b>	<b>-11.8 %</b>	
					Others	0	49		
					<b>Total</b>	<b>474</b>	<b>883</b>	<b>-46.3 %</b>	

Source: Statistics Canada / Source: CFIA





<b>United States</b>																																																																			
Week ending April 16, 2022																																																																			
<b>Federally Inspected Slaughter</b>					<b>Northeast and North Central U.S. Wholesale Price</b>																																																														
	Weekly			Year to date			**November 2021 Wholesale Price																																																												
Milk-fed or nature	<b>2022</b>	<b>2021</b>	<b>% chg</b>	<b>2022</b>	<b>2021</b>	<b>% chg</b>	\$/100 lbs	Simple avg	Min	Max																																																									
North East & North Central*	2 744	2 550	7.6 %	44 337	44 900	-1.3 %	307 Rack, Ribeye	N/A	N/A	N/A																																																									
Other calves	3 450	3 554	-2.9 %	63 307	64 685	-2.1 %	332 Loin, Trimmed 4x4	610.00	525.00	695.00																																																									
	<b>6 194</b>	<b>6 104</b>	<b>1.5 %</b>	<b>107 644</b>	<b>109 585</b>	<b>-1.8 %</b>	1336 Leg slice, Retail	937.50	825.00	1 050.00																																																									
Production							1312 Osso Buco, Fore Shank	772.50	695.00	850.00																																																									
Calves (million lbs)	1.0	1.0	0.0 %	15.7	15.9	-1.3 %	Shoulder Clod, Chuck	700.00	650.00	750.00																																																									
Live weight (lbs)	268	269	-0.4 %																																																																
Dressed weight (lbs)	156	157	-0.6 %																																																																
North East & North Central					Pennsylvania Calf Auction																																																														
(Veal Carcass, Hot Basis – Paid to Producer (Hide off, 255-315 lbs))					Graded Holstein Bull Calves* April 16, 2022																																																														
Special fed : milk fed, nature																																																																			
\$US / 100 lbs	Weighted Average			Min	Max																																																														
	392.36			375.00	396.00																																																														
Non-Packer & Packers Owned																																																																			
					<table border="1" style="width: 100%; border-collapse: collapse;"> <thead> <tr> <th></th> <th>Weight</th> <th>Head</th> <th colspan="2" style="text-align: center;">\$/ 100 lbs</th> </tr> <tr> <th></th> <th></th> <th></th> <th>Min</th> <th>Max</th> </tr> </thead> <tbody> <tr> <td rowspan="3">Number 1</td> <td>- 89 lbs</td> <td>30</td> <td>180.00</td> <td>250.00</td> </tr> <tr> <td>90 - 120 lbs</td> <td>179</td> <td>160.00</td> <td>247.00</td> </tr> <tr> <td>+ 120 lbs</td> <td>25</td> <td>155.00</td> <td>245.00</td> </tr> <tr> <td rowspan="2">Beef Cross</td> <td></td> <td>89</td> <td>255.00</td> <td>440.00</td> </tr> <tr> <td></td> <td></td> <td></td> <td></td> </tr> <tr> <td rowspan="3">Number 2</td> <td>- 100 lbs</td> <td>84</td> <td>75.00</td> <td>267.00</td> </tr> <tr> <td>+ 100 lbs</td> <td>82</td> <td>75.00</td> <td>227.00</td> </tr> <tr> <td>Beef Cross</td> <td>29</td> <td>150.00</td> <td>330.00</td> </tr> <tr> <td rowspan="3">Number 3</td> <td>- 100 lbs</td> <td>75</td> <td>5.00</td> <td>255.00</td> </tr> <tr> <td>+ 100 lbs</td> <td>26</td> <td>60.00</td> <td>230.00</td> </tr> <tr> <td>Beef Cross</td> <td>0</td> <td>0.00</td> <td>0.00</td> </tr> </tbody> </table>						Weight	Head	\$/ 100 lbs					Min	Max	Number 1	- 89 lbs	30	180.00	250.00	90 - 120 lbs	179	160.00	247.00	+ 120 lbs	25	155.00	245.00	Beef Cross		89	255.00	440.00					Number 2	- 100 lbs	84	75.00	267.00	+ 100 lbs	82	75.00	227.00	Beef Cross	29	150.00	330.00	Number 3	- 100 lbs	75	5.00	255.00	+ 100 lbs	26	60.00	230.00	Beef Cross	0	0.00	0.00
	Weight	Head	\$/ 100 lbs																																																																
			Min	Max																																																															
Number 1	- 89 lbs	30	180.00	250.00																																																															
	90 - 120 lbs	179	160.00	247.00																																																															
	+ 120 lbs	25	155.00	245.00																																																															
Beef Cross		89	255.00	440.00																																																															
Number 2	- 100 lbs	84	75.00	267.00																																																															
	+ 100 lbs	82	75.00	227.00																																																															
	Beef Cross	29	150.00	330.00																																																															
Number 3	- 100 lbs	75	5.00	255.00																																																															
	+ 100 lbs	26	60.00	230.00																																																															
	Beef Cross	0	0.00	0.00																																																															
					* Does not include all head sold																																																														
Source : USDA					Source : USDA																																																														