

Veal Supply at a Glance - Canada

For week ending February 26, 2022

Quebec Live Auction											
	Number	2022			Number	2021			Volume (YTD)		
		Price (\$ / 100 lbs)				Price (\$ / 100 lbs)			head		
	(head)	Average	Min	Max	(head)	Average	Min	Max	2022	2021	% chg
Dairy Calves											
Holstein Male											
Good 90 -120 lbs	357	197.00	180.00	220.00	530	118.00	100.00	140.00	3 569	4 258	-16.2 %
Good 121 - 140 lbs	146	193.00	175.00	215.00	230	123.00	100.00	140.00	1 575	1 605	-1.9 %
Average 90 - 140 lbs	435	160.00	120.00	200.00	393	89.00	60.00	125.00	3 262	3 415	-4.5 %
Misc. - All weights	153	63.00	20.00	130.00	196	40.00	20.00	80.00	1 381	1 650	-16.3 %
Holstein Female											
Good 90 -120 lbs	34	163.00	115.00	280.00	66	86.00	40.00	170.00	268	355	-24.5 %
Other milk breeds (all weights)	12	98.00	50.00	200.00	34	65.00	10.00	120.00	149	199	-25.1 %
Crossbreeds dairy-butcher (all weights)	461	356.00	240.00	440.00	369	307.00	165.00	410.00	3 981	3 175	25.4 %
A2 Grain fed veal cattle (hide off)	1 298	305.00	n/a	n/a	1 602	233.00	n/a	n/a	11 949	13 343	-10.4 %
688 lbs live / 375-419 lbs hide off											

Source: Les producteurs de bovins du Québec

Ontario Live Auction											
	Number	2022			Number	2021			Volume (YTD)		
		Price (\$ / 100 lbs)				Price (\$ / 100 lbs)			head		
	(head)	Average	Min	Max	(head)	Average	Min	Max	2022	2021	% chg
+ 600 lbs	623	151.04	128.94	168.55	680	120.06	108.03	129.99	4 520	4 817	-6.2 %
451 - 600 lbs	37	130.70	110.01	155.97	39	105.23	90.45	117.43	292	249	17.3 %
301 - 450 lbs	24	153.55	113.17	179.62	45	118.07	107.85	132.35	234	237	-1.3 %
126 - 300 lbs	136	190.31	128.05	328.58	107	122.80	71.55	219.73	1 314	940	39.8 %
- 125 lbs	765	223.61	145.61	416.55	835	148.72	66.89	361.33	6 430	6 635	-3.1 %

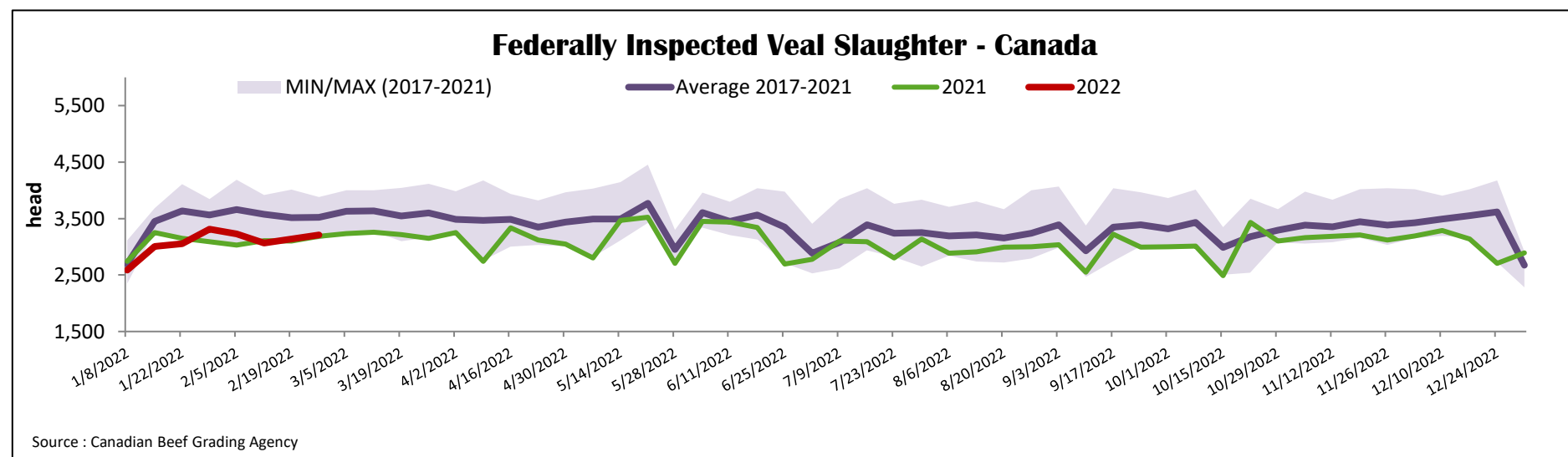
Source: Beef Farmers of Ontario

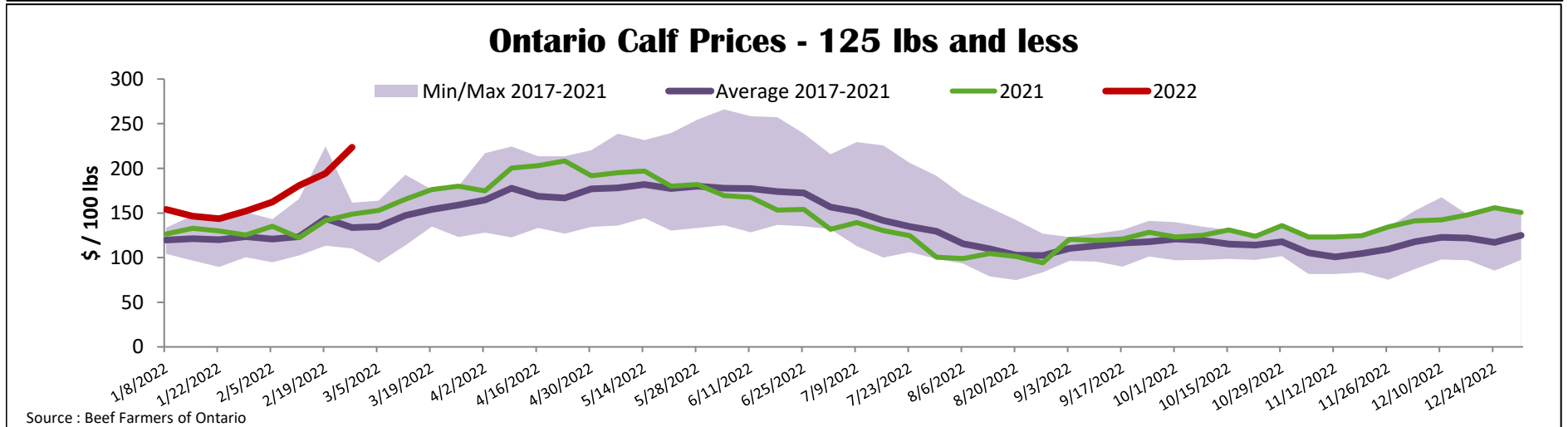
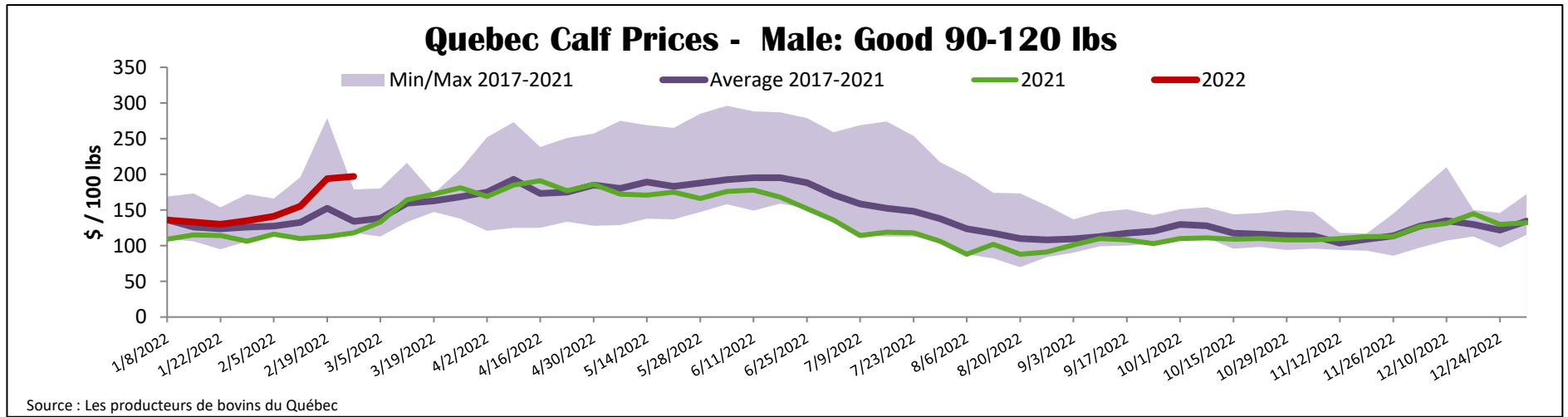
Federally Inspected Slaughter									
	Weekly			Year to date			Carcass Weight lbs (Jan.-Dec)		
	2022	2021	% chg	2022	2021	% chg	2021	2020	% chg
Quebec	3 212	3 185	0.8 %	24 603	24 649	-0.2 %	356	347	2.4 %
Rest of Canada	0	0	-	0	0	-	385	398	-3.3 %
Canada	3 212	3 185	0.8 %	24 603	24 649	-0.2 %	356	347	2.4 %

Source: Canadian Beef Grading Agency / Source: Canadian Food Inspection Agency (CFIA)

Domestic Exports					Imports						
Total veal (tonnes)	Jan. 1 - Dec. 31, 2021				Total veal (tonnes)	Jan. 1 - Feb. 26, 2022					
	2021	2020	% chg		2022	2021	% chg				
United States	3 645	2 447	49.0 %	New Zealand	109	312	-65.0 %	United States	59	120	-50.8 %
United Arab Emirates	164	99	66.4 %	Australia	0	0		EU-27			
Japan	12	0	-	Netherlands	62	43	43.9 %	Others	2	73	-97.2 %
Others	4	9	-56.0 %	EU-27 total	64	116	-45.1 %	Others	0	0	
Total	3 825	2 555	49.7 %	Total	232	548	-57.7 %				

Source: Statistics Canada / Source: CFIA





United States										
Week ending February 19, 2022										
Federally Inspected Slaughter					Northeast and North Central U.S. Wholesale Price					
			Weekly	Year to date			**November 2021 Wholesale Price			
	2022	2021	% chg	2022	2021	% chg	\$/100 lbs	Simple avg	Min	Max
Milk-fed or nature										
North East & North Central*	2 923	2 763	5.8 %	22 197	22 096	0.5 %	307 Rack, Ribeye	N/A	N/A	N/A
Other calves	4 543	5 530	-17.8 %	30 895	33 726	-8.4 %	332 Loin, Trimmed 4x4	610.00	525.00	695.00
	7 466	8 293	-10.0 %	53 092	55 822	-4.9 %	1336 Leg slice, Retail	937.50	825.00	1 050.00
Production							1312 Osso Buco, Foreshank	772.50	695.00	850.00
Calves (million lbs)	1.1	1.2	-8.3 %	7.4	7.8	-5.1 %	Shoulder Clod, Chuck	700.00	650.00	750.00
Live weight (lbs)	245	255	-3.9 %							
Dressed weight (lbs)	142	149	-4.7 %							
Source : USDA							**Please note the whole sale price has been discontinued as of Dec. 7 2021 Source : USDA			
North East & North Central					Pennsylvania Calf Auction					
(Veal Carcass, Hot Basis – Paid to Producer (Hide off, 255-315 lbs))					Graded Holstein Bull Calves* February 19, 2022					
Special fed : milk fed, nature					\$/ 100 lbs					
			Weighted Average	Min	Max			Min	Max	
\$US / 100 lbs						Number 1	- 89 lbs	34	130.00	210.00
Non-Packer & Packers Owned			373.38	368.00	380.00		90 - 120 lbs	202	80.00	1509.00
							+ 120 lbs	11	150.00	190.00
							Beef Cross	90	100.00	430.00
						Number 2	- 100 lbs	60	70.00	200.00
							+ 100 lbs	98	85.00	205.00
							Beef Cross	31	135.00	300.00
						Number 3	- 100 lbs	98	5.00	162.00
							+ 100 lbs	60	30.00	172.00
							Beef Cross	0	0.00	0.00
Source : USDA							* Does not include all head sold Source : USDA			