

### Veal Supply at a Glance - Canada

For week ending February 5, 2022

Quebec Live Auction											
	2022				2021				Volume (YTD)		
	Number (head)	Price (\$ / 100 lbs)			Number (head)	Price (\$ / 100 lbs)			head		
Dairy Calves		Average	Min	Max		Average	Min	Max	2022	2021	% chg
Holstein Male											
Good 90 -120 lbs	430	141.00	124.00	160.00	442	116.00	100.00	130.00	2 249	2 761	-18.5 %
Good 121 - 140 lbs	198	142.00	125.00	165.00	177	118.00	104.00	130.00	1 049	974	7.7 %
Average 90 - 140 lbs	388	116.00	80.00	140.00	345	89.00	60.00	115.00	2 159	2 193	-1.6 %
Misc. - All weights	182	45.00	9.00	85.00	153	40.00	20.00	65.00	928	1 072	-13.4 %
Holstein Female											
Good 90 -120 lbs	26	101.00	65.00	165.00	27	82.00	50.00	110.00	170	207	-17.9 %
Other milk breeds (all weights)	12	67.00	20.00	100.00	15	83.00	40.00	135.00	114	115	-0.9 %
Crossbreeds dairy-butcher (all weights)	456	328.00	230.00	390.00	344	280.00	120.00	420.00	2 576	1 977	30.3 %
A2 Grain fed veal cattle (hide off)	1 688	298.80	n/a	n/a	1 575	240.00	n/a	n/a	7 546	8 214	-8.1 %
688 lbs live / 375-419 lbs hide off											

Source: Les producteurs de bovins du Québec

Ontario Live Auction											
	2022				2021				Volume (YTD)		
	Number (head)	Price (\$ / 100 lbs)			Number (head)	Price (\$ / 100 lbs)			head		
		Average	Min	Max		Average	Min	Max	2022	2021	% chg
+ 600 lbs	518	156.82	137.96	173.72	581	119.01	103.22	132.52	2 663	3 036	-12.3 %
451 - 600 lbs	53	127.55	95.56	152.89	29	107.80	100.17	116.52	169	154	9.7 %
301 - 450 lbs	25	180.34	126.92	214.99	18	106.52	95.83	116.66	144	152	-5.3 %
126 - 300 lbs	162	124.68	83.62	212.72	96	139.16	77.19	290.78	869	631	37.7 %
- 125 lbs	767	162.39	92.31	334.13	707	135.24	70.31	347.69	4 117	4 259	-3.3 %

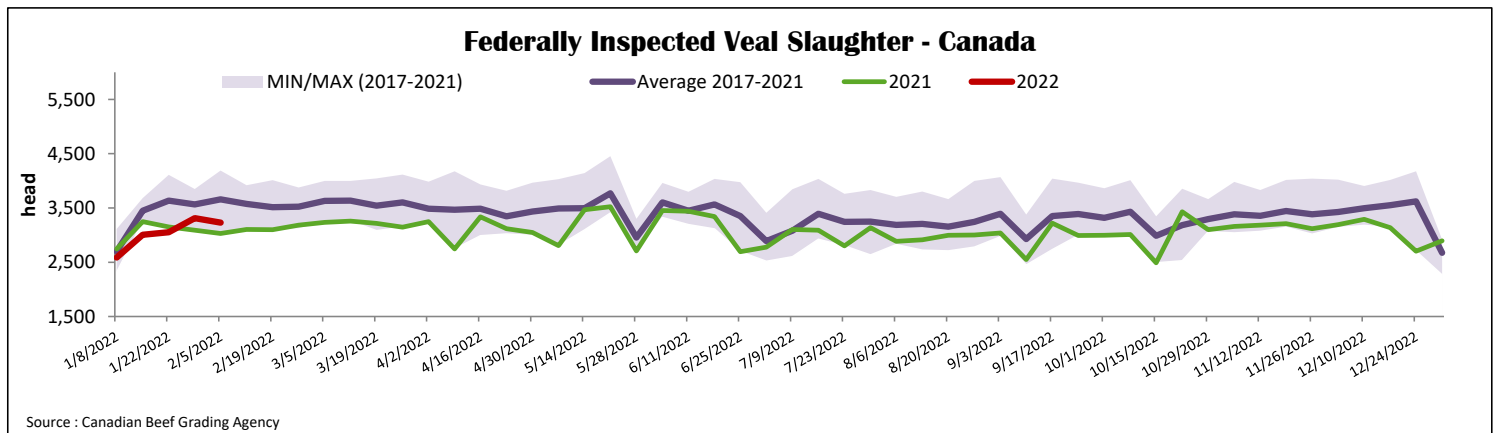
Source: Beef Farmers of Ontario

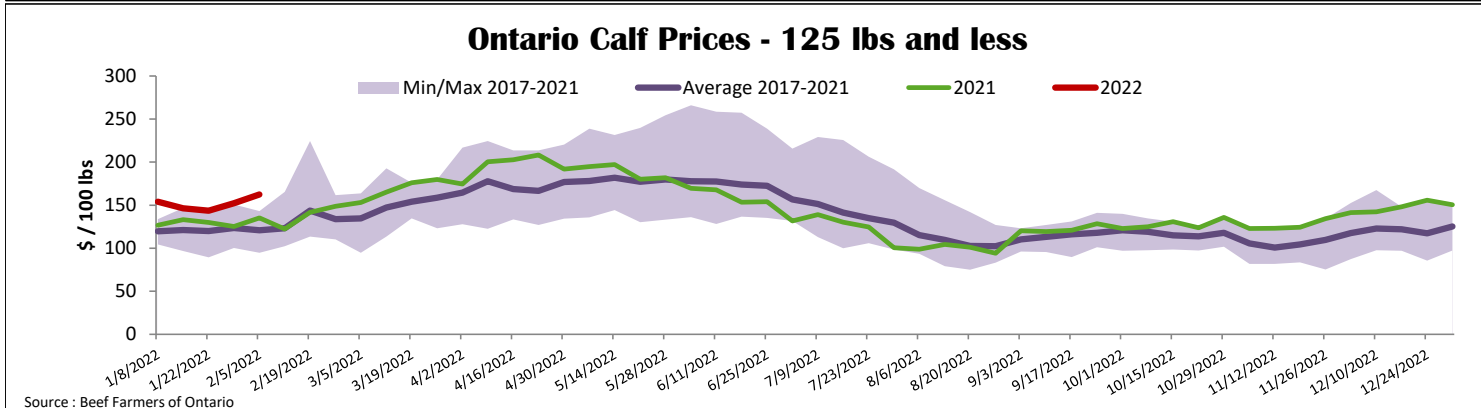
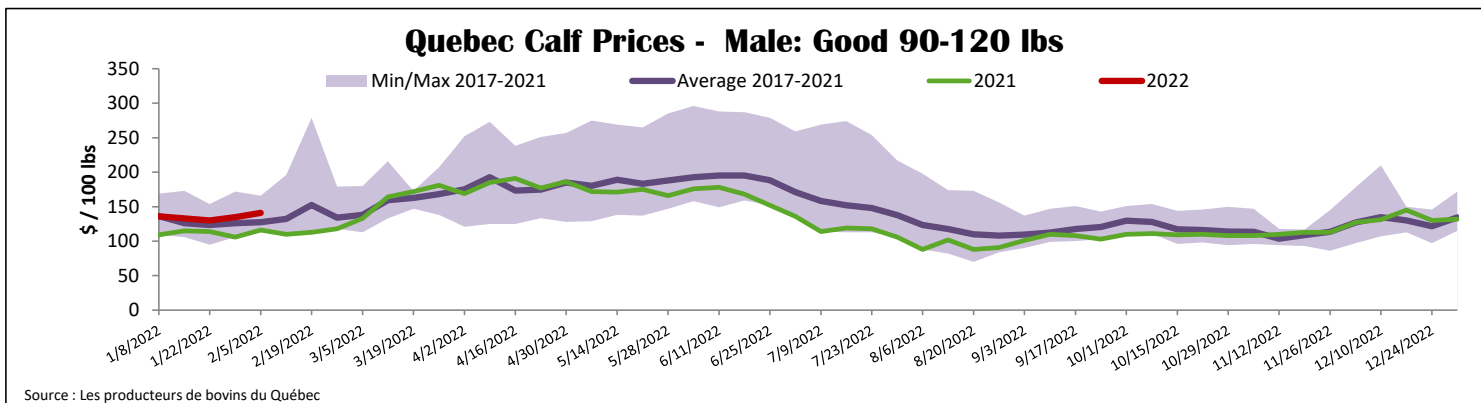
Federally Inspected Slaughter									
	Weekly			Year to date			Carcass Weight lbs (Jan.-Dec)		
	2022	2021	% chg	2022	2021	% chg	2021	2020	% chg
Quebec	3 230	3 031	6.6 %	15 188	15 257	-0.5 %	356	347	2.4 %
Rest of Canada	0	0	-	0	0	-	385	398	-3.3 %
<b>Canada</b>	<b>3 230</b>	<b>3 031</b>	<b>6.6 %</b>	<b>15 188</b>	<b>15 257</b>	<b>-0.5 %</b>	<b>356</b>	<b>347</b>	<b>2.4 %</b>

Source: Canadian Beef Grading Agency / Source: Canadian Food Inspection Agency (CFIA)

Domestic Exports					Imports				
Total veal (tonnes)	Jan. 1 - Dec. 31, 2021				Total veal (tonnes)	Jan. 1 - Feb. 5, 2022			
	2021	2020	% chg			2022	2021	% chg	
United States	3 645	2 447	49.0 %		New Zealand	109	312	-65.0 %	
United Arab Emirates	164	99	66.4 %		United States	48	85	-43.7 %	
Japan	12	0	-		Australia	0	0		
Others	4	9	-56.0 %		<b>EU-27</b>				
<b>Total</b>	<b>3 825</b>	<b>2 555</b>	<b>49.7 %</b>		Netherlands	29	30	-3.0 %	
					Others	2	37	-94.4 %	
					<b>EU-27 total</b>	<b>31</b>	<b>67</b>	<b>-53.6 %</b>	
					Others	0	0		
					<b>Total</b>	<b>188</b>	<b>464</b>	<b>-59.5 %</b>	

Source: Statistics Canada / Source: CFIA





<b>United States</b>																																																																			
Week ending January 29, 2022																																																																			
<b>Federally Inspected Slaughter</b>					<b>Northeast and North Central U.S. Wholesale Price</b>																																																														
	Weekly			Year to date			**November 2021 Wholesale Price																																																												
Milk-fed or nature	<b>2022</b>	<b>2021</b>	% chg	<b>2022</b>	<b>2021</b>	% chg	\$/100 lbs	Simple avg	Min	Max																																																									
North East & North Central*	2 921	2 611	11.9 %	13 531	13 731	-1.5 %	307 Rack, Ribeye	N/A	N/A	N/A																																																									
Other calves	4 737	4 902	-3.4 %	17 140	17 914	-4.3 %	332 Loin, Trimmed 4x4	610.00	525.00	695.00																																																									
	<b>7 658</b>	<b>7 513</b>	<b>1.9 %</b>	<b>30 671</b>	<b>31 645</b>	<b>-3.1 %</b>	1336 Leg slice, Retail	937.50	825.00	1 050.00																																																									
Production							1312 Osso Buco, Fore Shank	772.50	695.00	850.00																																																									
Calves (million lbs)	1.0	1.1	-9.1 %	4.3	4.4	-2.3 %	Shoulder Clod, Chuck	700.00	650.00	750.00																																																									
Live weight (lbs)	239	256	-6.6 %																																																																
Dressed weight (lbs)	138	149	-7.4 %																																																																
Source : USDA					**Please note the whole sale price has been discontinued as of Dec. 7 2021 Source : USDA																																																														
<b>North East &amp; North Central</b>					<b>Pennsylvania Calf Auction</b>																																																														
(Veal Carcass, Hot Basis – Paid to Producer (Hide off, 255-315 lbs))					Graded Holstein Bull Calves* January 29, 2022																																																														
Special fed : milk fed, nature																																																																			
\$/US / 100 lbs				Weighted Average	Min	Max																																																													
Non-Packer & Packers Owned				370.95	362.00	380.00																																																													
					<table border="1" style="width: 100%; border-collapse: collapse;"> <thead> <tr> <th></th> <th>Weight</th> <th>Head</th> <th colspan="2">\$/ 100 lbs</th> </tr> <tr> <th></th> <th></th> <th></th> <th>Min</th> <th>Max</th> </tr> </thead> <tbody> <tr> <td rowspan="3">Number 1</td> <td>- 89 lbs</td> <td>38</td> <td>105.00</td> <td>260.00</td> </tr> <tr> <td>90 - 120 lbs</td> <td>187</td> <td>100.00</td> <td>300.00</td> </tr> <tr> <td>+ 120 lbs</td> <td>11</td> <td>105.00</td> <td>130.00</td> </tr> <tr> <td rowspan="2">Beef Cross</td> <td></td> <td>84</td> <td>90.00</td> <td>350.00</td> </tr> <tr> <td></td> <td></td> <td></td> <td></td> </tr> <tr> <td rowspan="3">Number 2</td> <td>- 100 lbs</td> <td>38</td> <td>40.00</td> <td>135.00</td> </tr> <tr> <td>+ 100 lbs</td> <td>35</td> <td>70.00</td> <td>130.00</td> </tr> <tr> <td>Beef Cross</td> <td>6</td> <td>132.00</td> <td>185.00</td> </tr> <tr> <td rowspan="3">Number 3</td> <td>- 100 lbs</td> <td>28</td> <td>10.00</td> <td>120.00</td> </tr> <tr> <td>+ 100 lbs</td> <td>19</td> <td>15.00</td> <td>65.00</td> </tr> <tr> <td>Beef Cross</td> <td>0</td> <td>0.00</td> <td>0.00</td> </tr> </tbody> </table>						Weight	Head	\$/ 100 lbs					Min	Max	Number 1	- 89 lbs	38	105.00	260.00	90 - 120 lbs	187	100.00	300.00	+ 120 lbs	11	105.00	130.00	Beef Cross		84	90.00	350.00					Number 2	- 100 lbs	38	40.00	135.00	+ 100 lbs	35	70.00	130.00	Beef Cross	6	132.00	185.00	Number 3	- 100 lbs	28	10.00	120.00	+ 100 lbs	19	15.00	65.00	Beef Cross	0	0.00	0.00
	Weight	Head	\$/ 100 lbs																																																																
			Min	Max																																																															
Number 1	- 89 lbs	38	105.00	260.00																																																															
	90 - 120 lbs	187	100.00	300.00																																																															
	+ 120 lbs	11	105.00	130.00																																																															
Beef Cross		84	90.00	350.00																																																															
Number 2	- 100 lbs	38	40.00	135.00																																																															
	+ 100 lbs	35	70.00	130.00																																																															
	Beef Cross	6	132.00	185.00																																																															
Number 3	- 100 lbs	28	10.00	120.00																																																															
	+ 100 lbs	19	15.00	65.00																																																															
	Beef Cross	0	0.00	0.00																																																															
					* Does not include all head sold																																																														
Source : USDA					Source : USDA																																																														