

Veal Supply at a Glance - Canada

For week ending November 27, 2021

Quebec Live Auction											
	Number	2021			Number	2020			Volume (YTD)		
		Price (\$ / 100 lbs)				Price (\$ / 100 lbs)			head		
	(head)	Average	Min	Max	(head)	Average	Min	Max	2021	2020	% chg
Dairy Calves											
Holstein Male											
Good 90 -120 lbs	527	113.00	100.00	140.00	609	104.00	90.00	125.00	24 330	28 182	-13.7 %
Good 121 - 140 lbs	169	119.00	104.00	135.00	143	113.00	100.00	125.00	8 583	9 019	-4.8 %
Average 90 - 140 lbs	368	83.00	50.00	110.00	409	78.00	50.00	110.00	19 917	20 829	-4.4 %
Misc. - All weights	226	37.00	20.00	60.00	188	39.00	20.00	70.00	9 686	10 735	-9.8 %
Holstein Female											
Good 90 -120 lbs	35	63.00	30.00	120.00	44	65.00	35.00	100.00	2 031	3 153	-35.6 %
Other milk breeds (all weights)	32	73.00	12.00	145.00	31	60.00	14.00	100.00	1 127	1 430	-21.2 %
Crossbreeds dairy-butcher (all weights)	547	287.00	135.00	375.00	421	215.00	80.00	330.00	20 846	12 480	67.0 %
A2 Grain fed veal cattle (hide off)	1 339	285.00	n/a	n/a	1 347	246.10	n/a	n/a	67 829	67 987	-0.2 %
688 lbs live / 375-419 lbs hide off											

Source: Les producteurs de bovins du Québec

Ontario Live Auction											
	Number	2021			Number	2020			Volume (YTD)		
		Price (\$ / 100 lbs)				Price (\$ / 100 lbs)			head		
	(head)	Average	Min	Max	(head)	Average	Min	Max	2021	2020	% chg
+ 600 lbs	607	147.70	124.99	167.92	656	128.75	113.41	141.03	30 920	28 505	8.5 %
451 - 600 lbs	43	117.60	89.46	141.39	43	112.06	83.35	139.58	1 571	1 942	-19.1 %
301 - 450 lbs	30	147.93	92.67	200.82	63	151.32	119.87	194.15	1 627	1 713	-5.0 %
126 - 300 lbs	120	104.54	71.49	160.35	110	101.35	74.92	176.61	5 729	5 499	4.2 %
- 125 lbs	877	134.25	69.87	292.61	876	111.85	58.83	264.72	39 855	37 632	5.9 %

Source: Beef Farmers of Ontario

Federally Inspected Slaughter									
	Weekly			Year to date			Carcass Weight lbs (Jan.-Oct)		
	2021	2020	% chg	2021	2020	% chg	2021	2020	% chg
Quebec	3 119	3 017	3.4 %	140 735	143 176	-1.7 %	357	347	2.7 %
Rest of Canada	0	0	-	3 896	1	-	385	398	-3.3 %
Canada	3 119	3 017	3.4 %	144 631	143 177	1.0 %	357	347	2.8 %

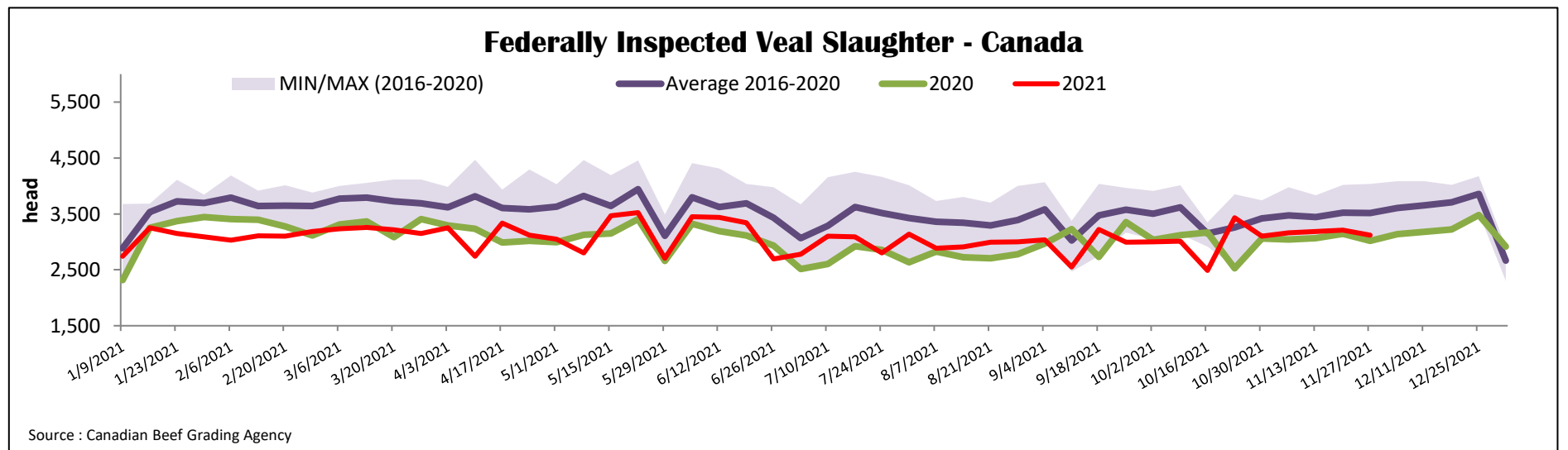
Source: Canadian Beef Grading Agency

Source: Canadian Food Inspection Agency (CFIA)

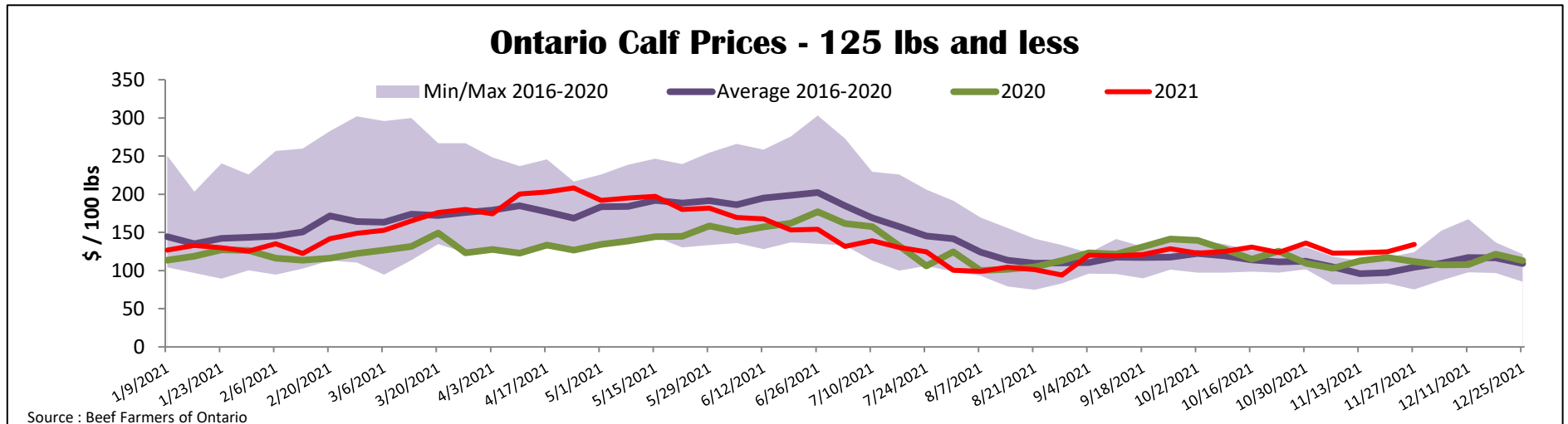
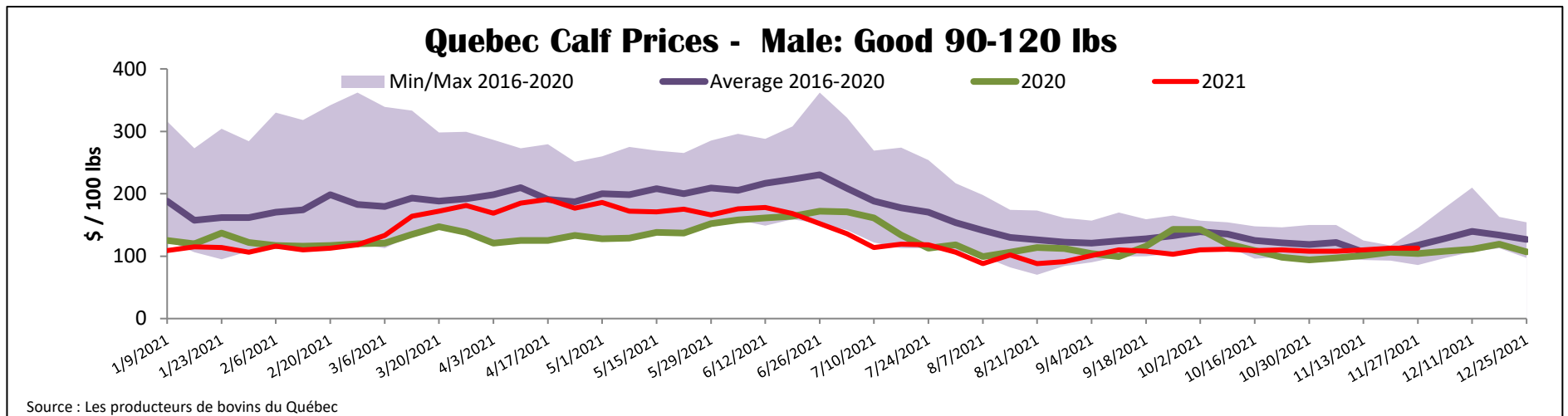
Domestic Exports					Imports				
Total veal (tonnes)	Jan. 1 - Sept. 30, 2021				Total veal (tonnes)	Jan. 1 - Nov. 27, 2021			
	2021	2020	% chg			2021	2020	% chg	
United States	2 709	1 735	56.2 %		New Zealand	1 533	2 092	-26.7 %	
United Arab Emirates	107	69	55.8 %		United States	581	763	-23.8 %	
Switzerland	4	0	-		Australia	32	130	-75.5 %	
Others	0	6	-		EU-27				
Total	2 821	1 809	55.9 %		Netherlands	741	303	144.9 %	
					Others	368	178	-	
					EU-27 total	1108	481	130.6 %	
					Others	25	17	43.5 %	
					Total	3 279	3 483	-5.8 %	

Source: Statistics Canada

Source: CFIA



Source: Canadian Beef Grading Agency



United States											
Week ending November 20, 2021											
Federally Inspected Slaughter					Northeast and North Central U.S. Wholesale Price						
		Weekly			Year to date			October 2021 Wholesale Price			
	2021	2020	% chg	2021	2020	% chg	\$/100 lbs	Simple avg	Min	Max	
Milk-fed or nature											
North East & North Central*	2 674	3 027	-11.7 %	122 409	161 893	-24.4 %	307 Rack, Ribeye	N/A	N/A	N/A	
Other calves	5 108	5 574	-8.4 %	213 176	231 779	-8.0 %	332 Loin, Trimmed 4x4	610.00	525.00	695.00	
	7 782	8 601	-9.5 %	335 585	393 672	-14.8 %	1336 Leg slice, Retail	937.50	825.00	1 050.00	
Production							1312 Osso Buco, Foreshank	772.50	695.00	850.00	
Calves (million lbs)	0.7	1.1	-36.4 %	45.4	54.1	-16.1 %	Shoulder Clod, Chuck	700.00	650.00	750.00	
Live weight (lbs)	236	247	-4.5 %								
Dressed weight (lbs)	137	144	-4.9 %								
North East & North Central					Pennsylvania Calf Auction						
(Veal Carcass, Hot Basis – Paid to Producer (Hide off, 255-315 lbs))					Graded Holstein Bull Calves* November 20, 2021						
Special fed : milk fed, nature											
\$US / 100 lbs				Weighted Average	Min	Max		\$ / 100 lbs			
							Number 1	Weight	Head	Min	Max
								- 89 lbs	0	0.00	0.00
								90 - 120 lbs	5	90.00	112.00
								+ 120 lbs	3	112.00	112.00
								Beef Cross	32	135.00	250.00
							Number 2	- 100 lbs	15	85.00	105.00
								+ 100 lbs	39	75.00	110.00
								Beef Cross	3	110.00	145.00
							Number 3	- 100 lbs	73	32.00	82.00
								+ 100 lbs	31	35.00	85.00
								Beef Cross	0	0.00	0.00
					* Does not include all head sold						

Source : USDA