

Veal Supply at a Glance - Canada

For week ending December 11, 2021

Quebec Live Auction											
	2021				2020				Volume (YTD)		
	Number (head)	Price (\$ / 100 lbs)			Number (head)	Price (\$ / 100 lbs)			head		
Dairy Calves		Average	Min	Max		Average	Min	Max	2021	2020	% chg
Holstein Male											
Good 90 -120 lbs	481	131.00	110.00	150.00	587	111.00	90.00	135.00	25 380	29 389	-13.6 %
Good 121 - 140 lbs	200	133.00	120.00	145.00	178	118.00	100.00	130.00	8 977	9 367	-4.2 %
Average 90 - 140 lbs	352	106.00	60.00	140.00	398	77.00	40.00	120.00	20 618	21 592	-4.5 %
Misc. - All weights	176	42.00	20.00	80.00	183	40.00	20.00	67.00	10 029	11 110	-9.7 %
Holstein Female											
Good 90 -120 lbs	37	81.00	40.00	120.00	44	61.00	30.00	100.00	2 112	3 246	-34.9 %
Other milk breeds (all weights)	26	79.00	40.00	140.00	23	69.00	20.00	100.00	1 177	1 482	-20.6 %
Crossbreeds dairy-butcher (all weights)	541	279.00	190.00	370.00	438	248.00	115.00	385.00	21 925	13 333	64.4 %
A2 Grain fed veal cattle (hide off)	1 574	288.00	n/a	n/a	1 652	250.00	n/a	n/a	70 972	71 123	-0.2 %
688 lbs live / 375-419 lbs hide off											

Source: Les producteurs de bovins du Québec

Ontario Live Auction											
	2021				2020				Volume (YTD)		
	Number (head)	Price (\$ / 100 lbs)			Number (head)	Price (\$ / 100 lbs)			head		
		Average	Min	Max		Average	Min	Max	2021	2020	% chg
+ 600 lbs	529	160.71	135.98	181.27	617	127.01	111.90	140.56	32 047	29 817	7.5 %
451 - 600 lbs	30	120.79	111.33	132.73	32	102.75	85.84	117.72	1 640	2 045	-19.8 %
301 - 450 lbs	45	142.63	108.38	174.53	58	149.58	101.06	214.91	1 724	1 839	-6.3 %
126 - 300 lbs	108	127.88	87.64	219.04	128	105.46	68.71	197.62	5 963	5 779	3.2 %
- 125 lbs	841	142.24	81.07	316.64	845	107.87	53.89	267.67	41 519	39 315	5.6 %

Source: Beef Farmers of Ontario

Federally Inspected Slaughter									
	Weekly			Year to date			Carcass Weight lbs (Jan.-Oct)		
	2021	2020	% chg	2021	2020	% chg	2021	2020	% chg
Quebec	3 290	3 180	3.5 %	150 552	149 494	0.7 %	357	347	2.7 %
Rest of Canada	0	0	-	560	1	-	385	398	-3.3 %
Canada	3 290	3 180	3.5 %	151 112	149 495	1.1 %	357	347	2.8 %

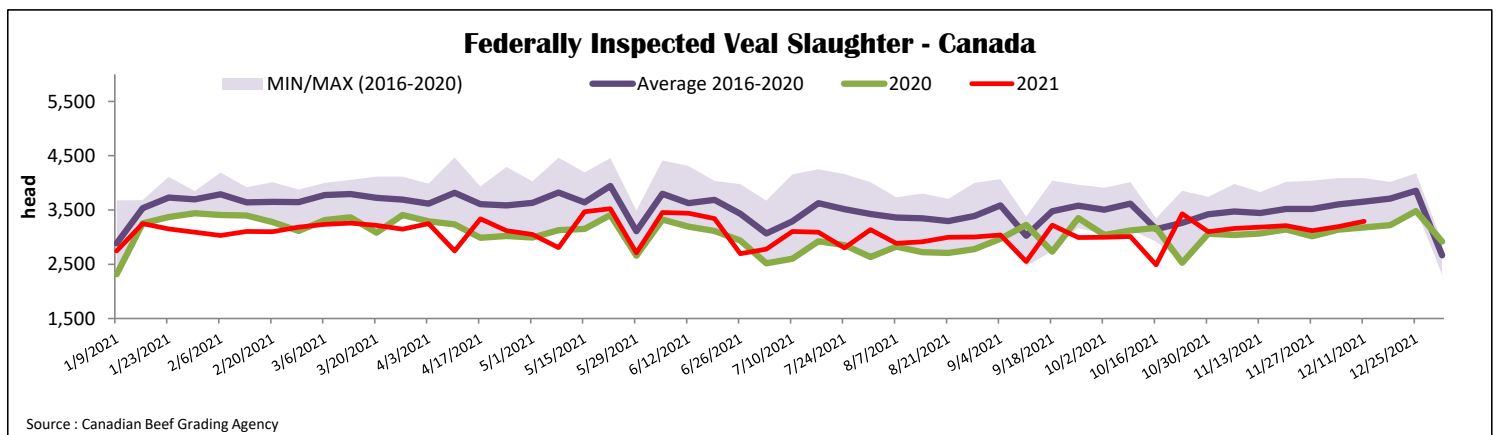
Source: Canadian Beef Grading Agency

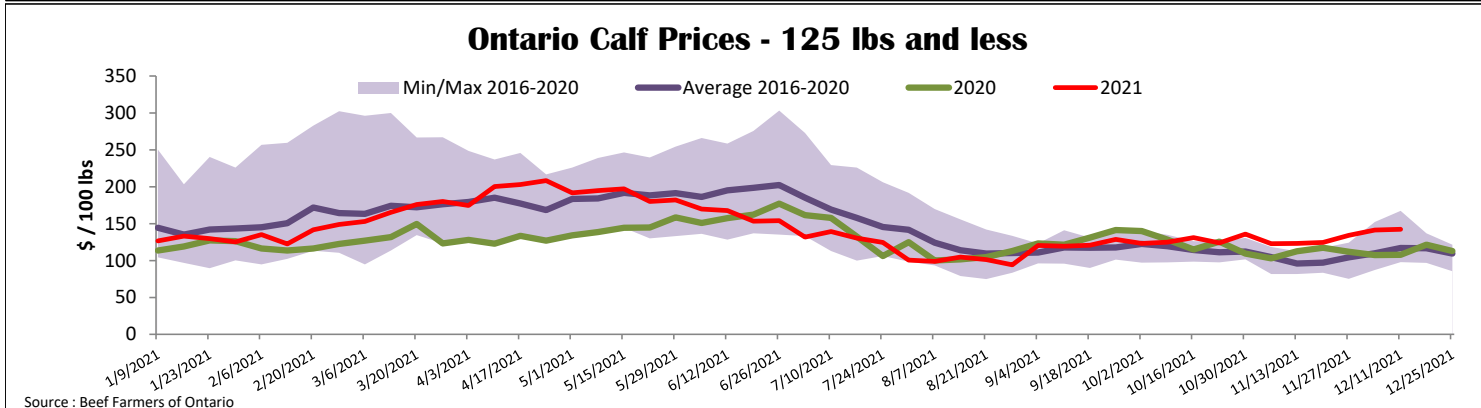
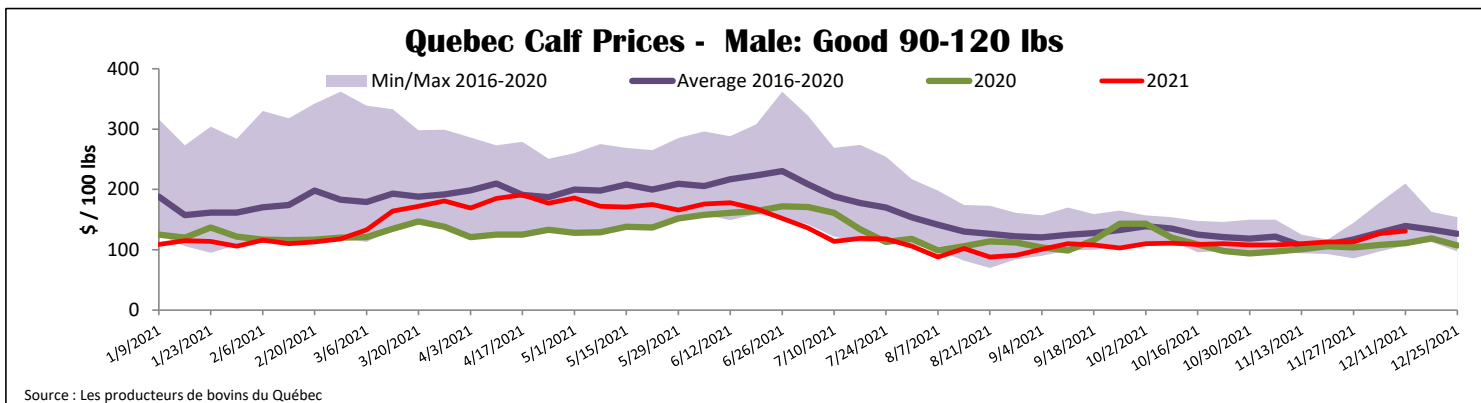
Source: Canadian Food Inspection Agency (CFIA)

Domestic Exports					Imports				
	Jan. 1 - Oct. 30, 2021					Jan. 1 - Dec. 11, 2021			
	2021	2020	% chg			2021	2020	% chg	
Total veal (tonnes)					Total veal (tonnes)				
United States	3 012	2 001	50.6 %		New Zealand	1 630	2 183	-25.3 %	
United Arab Emirates	125	77	63.3 %		United States	606	803	-24.6 %	
Switzerland	4	0	-		Australia	32	130	-75.5 %	
Others	0	6	-		EU-27				
Total	3 141	2 083	50.8 %		Netherlands	373	314	18.9 %	
					Others	368	178	-	
					EU-27 total	740	492	50.6 %	
					Others	25	17	43.5 %	
					Total	3 033	3 626	-16.4 %	

Source: Statistics Canada

Source: CFIA





United States																																																														
Week ending December 4, 2021																																																														
Federally Inspected Slaughter					Northeast and North Central U.S. Wholesale Price																																																									
	Weekly			Year to date			**November 2021 Wholesale Price																																																							
Milk-fed or nature	2021	2020	% chg	2021	2020	% chg	\$/100 lbs	Simple avg	Min	Max																																																				
North East & North Central*	2 855	2 108	35.4 %	127 778	167 216	-23.6 %	307 Rack, Ribeye	N/A	N/A	N/A																																																				
Other calves	5 875	5 253	11.8 %	222 876	242 677	-8.2 %	332 Loin, Trimmed 4x4	610.00	525.00	695.00																																																				
	8 730	7 361	18.6 %	350 654	409 893	-14.5 %	1336 Leg slice, Retail	937.50	825.00	1 050.00																																																				
Production							1312 Osso Buco, Fore Shank	772.50	695.00	850.00																																																				
Calves (million lbs)	1.2	1.0	20.0 %	46.9	57.0	-17.7 %	Shoulder Clod, Chuck	700.00	650.00	750.00																																																				
Live weight (lbs)	233	234	-0.4 %																																																											
Dressed weight (lbs)	135	135	-																																																											
Source : USDA					**Please note the whole sale price has been discontinued as of Dec. 7 2021 Source : USDA																																																									
North East & North Central					Pennsylvania Calf Auction																																																									
(Veal Carcass, Hot Basis – Paid to Producer (Hide off, 255-315 lbs))					Graded Holstein Bull Calves* December 4, 2021																																																									
Special fed : milk fed, nature																																																														
\$/US / 100 lbs				Weighted Average	Min	Max																																																								
Non-Packer & Packers Owned				368.72	356.00	380.00																																																								
					<table border="1" style="width: 100%; border-collapse: collapse;"> <thead> <tr> <th></th> <th>Weight</th> <th>Head</th> <th colspan="2">\$/ 100 lbs</th> </tr> <tr> <th></th> <th></th> <th></th> <th>Min</th> <th>Max</th> </tr> </thead> <tbody> <tr> <td rowspan="4">Number 1</td> <td>- 89 lbs</td> <td>19</td> <td>80.00</td> <td>135.00</td> </tr> <tr> <td>90 - 120 lbs</td> <td>192</td> <td>90.00</td> <td>155.00</td> </tr> <tr> <td>+ 120 lbs</td> <td>19</td> <td>100.00</td> <td>142.00</td> </tr> <tr> <td>Beef Cross</td> <td>100</td> <td>135.00</td> <td>330.00</td> </tr> <tr> <td rowspan="3">Number 2</td> <td>- 100 lbs</td> <td>113</td> <td>50.00</td> <td>142.00</td> </tr> <tr> <td>+ 100 lbs</td> <td>121</td> <td>70.00</td> <td>142.00</td> </tr> <tr> <td>Beef Cross</td> <td>58</td> <td>100.00</td> <td>265.00</td> </tr> <tr> <td rowspan="3">Number 3</td> <td>- 100 lbs</td> <td>141</td> <td>5.00</td> <td>127.00</td> </tr> <tr> <td>+ 100 lbs</td> <td>34</td> <td>25.00</td> <td>130.00</td> </tr> <tr> <td>Beef Cross</td> <td>10</td> <td>90.00</td> <td>185.00</td> </tr> </tbody> </table>						Weight	Head	\$/ 100 lbs					Min	Max	Number 1	- 89 lbs	19	80.00	135.00	90 - 120 lbs	192	90.00	155.00	+ 120 lbs	19	100.00	142.00	Beef Cross	100	135.00	330.00	Number 2	- 100 lbs	113	50.00	142.00	+ 100 lbs	121	70.00	142.00	Beef Cross	58	100.00	265.00	Number 3	- 100 lbs	141	5.00	127.00	+ 100 lbs	34	25.00	130.00	Beef Cross	10	90.00	185.00
	Weight	Head	\$/ 100 lbs																																																											
			Min	Max																																																										
Number 1	- 89 lbs	19	80.00	135.00																																																										
	90 - 120 lbs	192	90.00	155.00																																																										
	+ 120 lbs	19	100.00	142.00																																																										
	Beef Cross	100	135.00	330.00																																																										
Number 2	- 100 lbs	113	50.00	142.00																																																										
	+ 100 lbs	121	70.00	142.00																																																										
	Beef Cross	58	100.00	265.00																																																										
Number 3	- 100 lbs	141	5.00	127.00																																																										
	+ 100 lbs	34	25.00	130.00																																																										
	Beef Cross	10	90.00	185.00																																																										
					* Does not include all head sold																																																									
Source : USDA					Source : USDA																																																									