

Veal Supply at a Glance - Canada

For week ending November 6, 2021

| Quebec Live Auction | | | | | | | | | | | |
|---|---------------|----------------------|--------|--------|---------------|----------------------|--------|--------|--------------|-------------|--------------|
| | 2021 | | | | 2020 | | | | Volume (YTD) | | |
| | Number (head) | Price (\$ / 100 lbs) | | | Number (head) | Price (\$ / 100 lbs) | | | head | | |
| Dairy Calves | | Average | Min | Max | | Average | Min | Max | 2021 | 2020 | % chg |
| Holstein Male | | | | | | | | | | | |
| Good 90 -120 lbs | 543 | 108.00 | 90.00 | 120.00 | 573 | 97.00 | 80.00 | 115.00 | 22 745 | 26 284 | -13.5 % |
| Good 121 - 140 lbs | 173 | 112.00 | 100.00 | 130.00 | 188 | 99.00 | 80.00 | 115.00 | 8 052 | 8 496 | -5.2 % |
| Average 90 - 140 lbs | 392 | 80.00 | 50.00 | 100.00 | 433 | 65.00 | 40.00 | 90.00 | 18 781 | 19 608 | -4.2 % |
| Misc. - All weights | 241 | 39.00 | 20.00 | 70.00 | 189 | 34.00 | 20.00 | 60.00 | 9 047 | 10 150 | -10.9 % |
| Holstein Female | | | | | | | | | | | |
| Good 90 -120 lbs | 43 | 71.00 | 40.00 | 115.00 | 62 | 67.00 | 30.00 | 120.00 | 1 899 | 3 009 | -36.9 % |
| Other milk breeds (all weights) | 13 | 66.00 | 10.00 | 100.00 | 32 | 58.00 | 30.00 | 82.00 | 1 029 | 1 328 | -22.5 % |
| Crossbreeds dairy-butcher (all weights) | 545 | 314.00 | 150.00 | 410.00 | 402 | 298.00 | 120.00 | 435.00 | 19 149 | 11 239 | 70.4 % |
| A2 Grain fed veal cattle (hide off) | 1 195 | 275.50 | n/a | n/a | 1 359 | 240.10 | n/a | n/a | 63 736 | 64 005 | -0.4 % |
| 688 lbs live / 375-419 lbs hide off | | | | | | | | | | | |

Source: Les producteurs de bovins du Québec

| Ontario Live Auction | | | | | | | | | | | |
|----------------------|---------------|----------------------|--------|--------|---------------|----------------------|--------|--------|--------------|-------------|--------------|
| | 2021 | | | | 2020 | | | | Volume (YTD) | | |
| | Number (head) | Price (\$ / 100 lbs) | | | Number (head) | Price (\$ / 100 lbs) | | | head | | |
| | | Average | Min | Max | | Average | Min | Max | 2021 | 2020 | % chg |
| + 600 lbs | 659 | 139.88 | 117.60 | 164.06 | 505 | 121.70 | 107.57 | 135.18 | 29 188 | 26 808 | 8.9 % |
| 451 - 600 lbs | 29 | 116.23 | 84.93 | 145.62 | 33 | 90.44 | 71.06 | 112.94 | 1 433 | 1 803 | -20.5 % |
| 301 - 450 lbs | 32 | 123.62 | 91.34 | 140.47 | 70 | 149.47 | 97.90 | 201.17 | 1 498 | 1 591 | -5.8 % |
| 126 - 300 lbs | 137 | 105.40 | 62.20 | 213.50 | 130 | 121.22 | 75.54 | 225.44 | 5 277 | 5 180 | 1.9 % |
| - 125 lbs | 958 | 122.92 | 61.14 | 281.12 | 949 | 103.07 | 54.39 | 304.70 | 37 195 | 34 992 | 6.3 % |

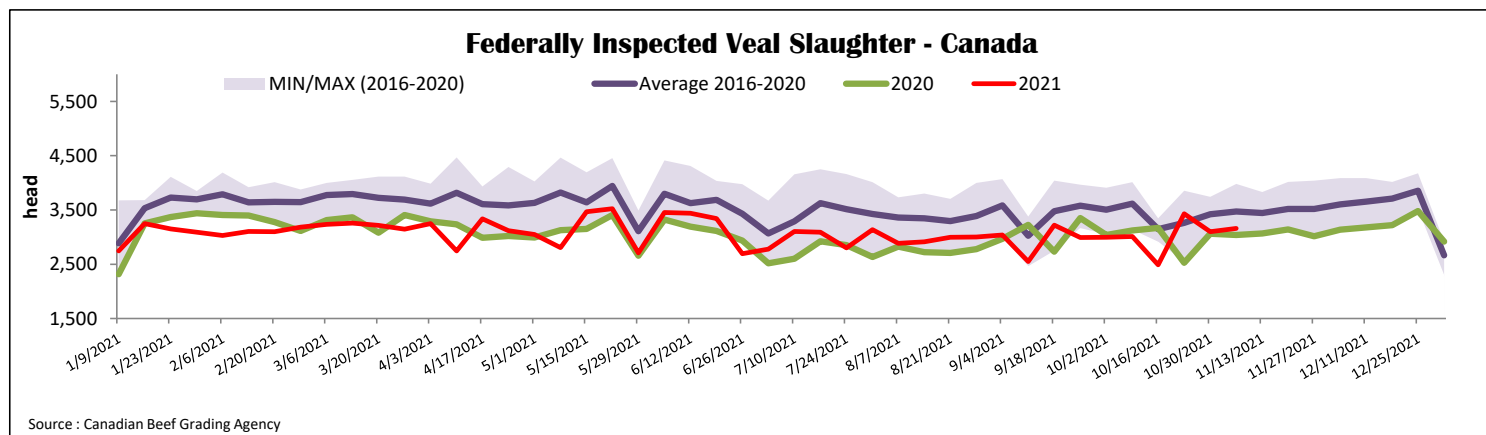
Source: Beef Farmers of Ontario

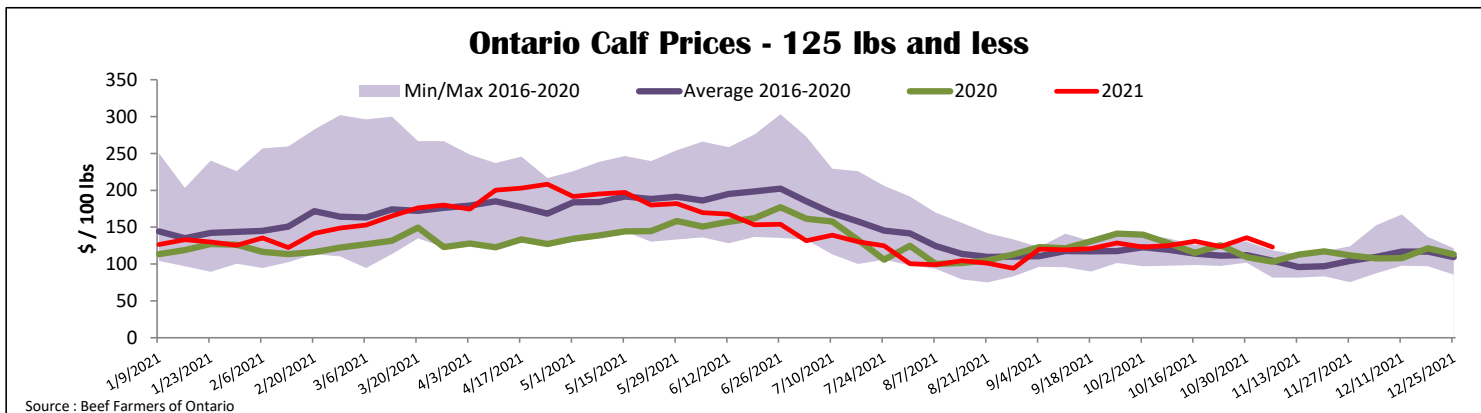
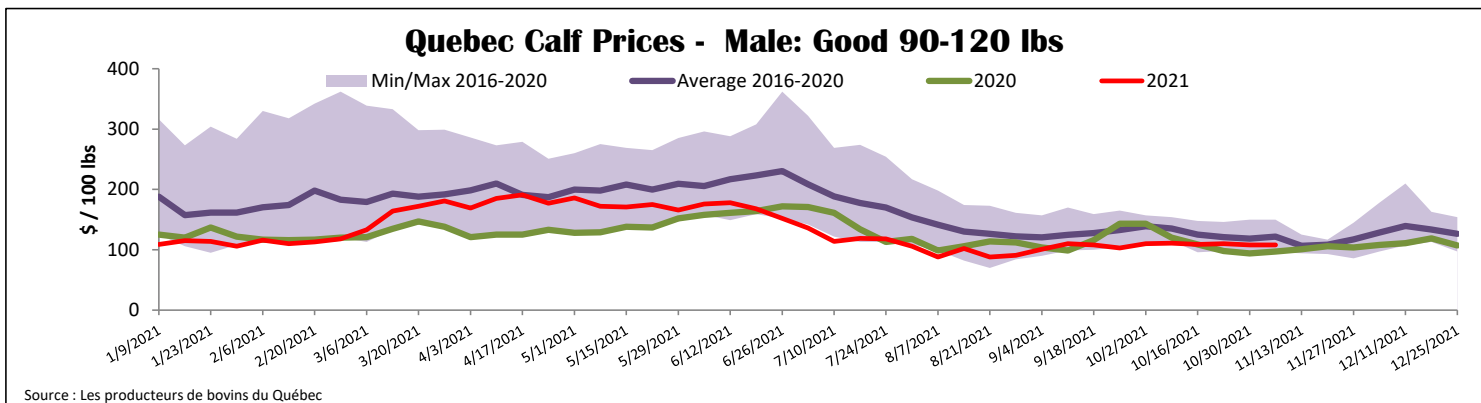
| Federally Inspected Slaughter | | | | | | | | | |
|-------------------------------|--------------|--------------|--------------|----------------|----------------|--------------|--------------------------------|------------|--------------|
| | Weekly | | | Year to date | | | Carcass Weight lbs (Jan.-Sept) | | |
| | 2021 | 2020 | % chg | 2021 | 2020 | % chg | 2021 | 2020 | % chg |
| Quebec | 3 159 | 3 040 | 3.9 % | 134 558 | 133 952 | 0.5 % | 357 | 347 | 2.9 % |
| Rest of Canada | 0 | 0 | - | 560 | 1 | - | 385 | 398 | -3.3 % |
| Canada | 3 159 | 3 040 | 3.9 % | 135 118 | 133 953 | 0.9 % | 357 | 347 | 2.9 % |

Source: Canadian Beef Grading Agency / Source: Canadian Food Inspection Agency (CFIA)

| Domestic Exports | | | | | Imports | | | | |
|----------------------|-------------------------|--------------|---------------|--|---------------------|-----------------------|--------------|----------------|--|
| | Jan. 1 - Sept. 30, 2021 | | | | | Jan. 1 - Nov. 6, 2021 | | | |
| | 2021 | 2020 | % chg | | | 2021 | 2020 | % chg | |
| Total veal (tonnes) | | | | | Total veal (tonnes) | | | | |
| United States | 2 709 | 1 735 | 56.2 % | | New Zealand | 1 340 | 1 814 | -26.1 % | |
| United Arab Emirates | 107 | 69 | 55.8 % | | United States | 539 | 756 | -28.7 % | |
| Switzerland | 4 | 0 | - | | Australia | 26 | 105 | -74.9 % | |
| Others | 0 | 6 | - | | EU-27 | | | | |
| Total | 2 821 | 1 809 | 55.9 % | | Netherlands | 330 | 256 | 29.1 % | |
| | | | | | Others | 368 | 160 | - | |
| | | | | | EU-27 total | 698 | 415 | 68.0 % | |
| | | | | | Others | 25 | 17 | - | |
| | | | | | Total | 2 628 | 3 108 | -15.4 % | |

Source: Statistics Canada / Source: CFIA





| United States | | | | | | | | | | | | | | | | | | | | | | | | | | | | | | | | | | | | | | | | | | | | | | | | | | | | | | | | | | | | | | | | | | | | | |
|--|--------------|--------------|--------------|------------------|--|----------------|--------------------------------|------------|--------|----------|--------|------|--------------|--|--|--|--|-----|-----|----------|----------|---|--------|--------|--|--------------|-----|-------|--------|--|-----------|---|--------|--------|--|------------|----|--------|--------|----------|-----------|----|-------|--------|--|-----------|----|-------|--------|--|------------|----|--------|--------|----------|-----------|-----|-------|-------|--|-----------|----|-------|-------|--|------------|---|------|------|
| Week ending October 30, 2021 | | | | | | | | | | | | | | | | | | | | | | | | | | | | | | | | | | | | | | | | | | | | | | | | | | | | | | | | | | | | | | | | | | | | | |
| Federally Inspected Slaughter | | | | | Northeast and North Central U.S. Wholesale Price | | | | | | | | | | | | | | | | | | | | | | | | | | | | | | | | | | | | | | | | | | | | | | | | | | | | | | | | | | | | | | | | |
| | Weekly | | | Year to date | | | September 2021 Wholesale Price | | | | | | | | | | | | | | | | | | | | | | | | | | | | | | | | | | | | | | | | | | | | | | | | | | | | | | | | | | | | | | |
| Milk-fed or nature | 2021 | 2020 | % chg | 2021 | 2020 | % chg | \$/100 lbs | Simple avg | Min | Max | | | | | | | | | | | | | | | | | | | | | | | | | | | | | | | | | | | | | | | | | | | | | | | | | | | | | | | | | | | |
| North East & North Central* | 2 943 | 3 536 | -16.8 % | 114 119 | 152 804 | -25.3 % | 307 Rack, Ribeye | N/A | N/A | N/A | | | | | | | | | | | | | | | | | | | | | | | | | | | | | | | | | | | | | | | | | | | | | | | | | | | | | | | | | | | |
| Other calves | 5 294 | 4 487 | 18.0 % | 198 450 | 215 462 | -7.9 % | 332 Loin, Trimmed 4x4 | 610.00 | 525.00 | 695.00 | | | | | | | | | | | | | | | | | | | | | | | | | | | | | | | | | | | | | | | | | | | | | | | | | | | | | | | | | | | |
| | 8 237 | 8 023 | 2.7 % | 312 569 | 368 266 | -15.1 % | 1336 Leg slice, Retail | 937.50 | 825.00 | 1 050.00 | | | | | | | | | | | | | | | | | | | | | | | | | | | | | | | | | | | | | | | | | | | | | | | | | | | | | | | | | | | |
| Production | | | | | | | 1312 Osso Buco, Fore Shank | 772.50 | 695.00 | 850.00 | | | | | | | | | | | | | | | | | | | | | | | | | | | | | | | | | | | | | | | | | | | | | | | | | | | | | | | | | | | |
| Calves (million lbs) | 1.1 | 1.2 | -8.3 % | 41.7 | 51.3 | -18.7 % | Shoulder Clod, Chuck | 700.00 | 650.00 | 750.00 | | | | | | | | | | | | | | | | | | | | | | | | | | | | | | | | | | | | | | | | | | | | | | | | | | | | | | | | | | | |
| Live weight (lbs) | 230 | 256 | -10.2 % | | | | | | | | | | | | | | | | | | | | | | | | | | | | | | | | | | | | | | | | | | | | | | | | | | | | | | | | | | | | | | | | | | |
| Dressed weight (lbs) | 134 | 150 | -10.7 % | | | | | | | | | | | | | | | | | | | | | | | | | | | | | | | | | | | | | | | | | | | | | | | | | | | | | | | | | | | | | | | | | | |
| Source : USDA | | | | | Source : USDA | | | | | | | | | | | | | | | | | | | | | | | | | | | | | | | | | | | | | | | | | | | | | | | | | | | | | | | | | | | | | | | | |
| North East & North Central | | | | | Pennsylvania Calf Auction | | | | | | | | | | | | | | | | | | | | | | | | | | | | | | | | | | | | | | | | | | | | | | | | | | | | | | | | | | | | | | | | |
| (Veal Carcass, Hot Basis – Paid to Producer (Hide off, 255-315 lbs)) | | | | | Graded Holstein Bull Calves* October 30, 2021 | | | | | | | | | | | | | | | | | | | | | | | | | | | | | | | | | | | | | | | | | | | | | | | | | | | | | | | | | | | | | | | | |
| Special fed : milk fed, nature | | | | | | | | | | | | | | | | | | | | | | | | | | | | | | | | | | | | | | | | | | | | | | | | | | | | | | | | | | | | | | | | | | | | | |
| \$US / 100 lbs | | | | Weighted Average | Min | Max | | | | | | | | | | | | | | | | | | | | | | | | | | | | | | | | | | | | | | | | | | | | | | | | | | | | | | | | | | | | | | | |
| Non-Packer & Packers Owned | | | | 370.03 | 360.00 | 380.00 | | | | | | | | | | | | | | | | | | | | | | | | | | | | | | | | | | | | | | | | | | | | | | | | | | | | | | | | | | | | | | | |
| | | | | | <table border="1" style="width: 100%; border-collapse: collapse;"> <thead> <tr> <th></th> <th>Weight</th> <th>Head</th> <th colspan="2">\$ / 100 lbs</th> </tr> <tr> <th></th> <th></th> <th></th> <th>Min</th> <th>Max</th> </tr> </thead> <tbody> <tr> <td>Number 1</td> <td>- 89 lbs</td> <td>2</td> <td>100.00</td> <td>100.00</td> </tr> <tr> <td></td> <td>90 - 120 lbs</td> <td>100</td> <td>85.00</td> <td>145.00</td> </tr> <tr> <td></td> <td>+ 120 lbs</td> <td>8</td> <td>105.00</td> <td>130.00</td> </tr> <tr> <td></td> <td>Beef Cross</td> <td>79</td> <td>165.00</td> <td>350.00</td> </tr> <tr> <td>Number 2</td> <td>- 100 lbs</td> <td>34</td> <td>55.00</td> <td>105.00</td> </tr> <tr> <td></td> <td>+ 100 lbs</td> <td>76</td> <td>55.00</td> <td>117.00</td> </tr> <tr> <td></td> <td>Beef Cross</td> <td>21</td> <td>105.00</td> <td>250.00</td> </tr> <tr> <td>Number 3</td> <td>- 100 lbs</td> <td>153</td> <td>15.00</td> <td>75.00</td> </tr> <tr> <td></td> <td>+ 100 lbs</td> <td>35</td> <td>30.00</td> <td>77.00</td> </tr> <tr> <td></td> <td>Beef Cross</td> <td>0</td> <td>0.00</td> <td>0.00</td> </tr> </tbody> </table> | | | | | | Weight | Head | \$ / 100 lbs | | | | | Min | Max | Number 1 | - 89 lbs | 2 | 100.00 | 100.00 | | 90 - 120 lbs | 100 | 85.00 | 145.00 | | + 120 lbs | 8 | 105.00 | 130.00 | | Beef Cross | 79 | 165.00 | 350.00 | Number 2 | - 100 lbs | 34 | 55.00 | 105.00 | | + 100 lbs | 76 | 55.00 | 117.00 | | Beef Cross | 21 | 105.00 | 250.00 | Number 3 | - 100 lbs | 153 | 15.00 | 75.00 | | + 100 lbs | 35 | 30.00 | 77.00 | | Beef Cross | 0 | 0.00 | 0.00 |
| | Weight | Head | \$ / 100 lbs | | | | | | | | | | | | | | | | | | | | | | | | | | | | | | | | | | | | | | | | | | | | | | | | | | | | | | | | | | | | | | | | | | |
| | | | Min | Max | | | | | | | | | | | | | | | | | | | | | | | | | | | | | | | | | | | | | | | | | | | | | | | | | | | | | | | | | | | | | | | | | |
| Number 1 | - 89 lbs | 2 | 100.00 | 100.00 | | | | | | | | | | | | | | | | | | | | | | | | | | | | | | | | | | | | | | | | | | | | | | | | | | | | | | | | | | | | | | | | | |
| | 90 - 120 lbs | 100 | 85.00 | 145.00 | | | | | | | | | | | | | | | | | | | | | | | | | | | | | | | | | | | | | | | | | | | | | | | | | | | | | | | | | | | | | | | | | |
| | + 120 lbs | 8 | 105.00 | 130.00 | | | | | | | | | | | | | | | | | | | | | | | | | | | | | | | | | | | | | | | | | | | | | | | | | | | | | | | | | | | | | | | | | |
| | Beef Cross | 79 | 165.00 | 350.00 | | | | | | | | | | | | | | | | | | | | | | | | | | | | | | | | | | | | | | | | | | | | | | | | | | | | | | | | | | | | | | | | | |
| Number 2 | - 100 lbs | 34 | 55.00 | 105.00 | | | | | | | | | | | | | | | | | | | | | | | | | | | | | | | | | | | | | | | | | | | | | | | | | | | | | | | | | | | | | | | | | |
| | + 100 lbs | 76 | 55.00 | 117.00 | | | | | | | | | | | | | | | | | | | | | | | | | | | | | | | | | | | | | | | | | | | | | | | | | | | | | | | | | | | | | | | | | |
| | Beef Cross | 21 | 105.00 | 250.00 | | | | | | | | | | | | | | | | | | | | | | | | | | | | | | | | | | | | | | | | | | | | | | | | | | | | | | | | | | | | | | | | | |
| Number 3 | - 100 lbs | 153 | 15.00 | 75.00 | | | | | | | | | | | | | | | | | | | | | | | | | | | | | | | | | | | | | | | | | | | | | | | | | | | | | | | | | | | | | | | | | |
| | + 100 lbs | 35 | 30.00 | 77.00 | | | | | | | | | | | | | | | | | | | | | | | | | | | | | | | | | | | | | | | | | | | | | | | | | | | | | | | | | | | | | | | | | |
| | Beef Cross | 0 | 0.00 | 0.00 | | | | | | | | | | | | | | | | | | | | | | | | | | | | | | | | | | | | | | | | | | | | | | | | | | | | | | | | | | | | | | | | | |
| | | | | | * Does not include all head sold | | | | | | | | | | | | | | | | | | | | | | | | | | | | | | | | | | | | | | | | | | | | | | | | | | | | | | | | | | | | | | | | |
| Source : USDA | | | | | Source : USDA | | | | | | | | | | | | | | | | | | | | | | | | | | | | | | | | | | | | | | | | | | | | | | | | | | | | | | | | | | | | | | | | |