



Veal Supply at a Glance - Canada

For week ending August 28, 2021

Quebec Live Auction											
Dairy Calves	Number	2021			Number	2020			Volume (YTD)		
		Price (\$ / 100 lbs)				Price (\$ / 100 lbs)			head		
Holstein Male	(head)	Average	Min	Max	(head)	Average	Min	Max	2021	2020	% chg
Good 90 -120 lbs	524	91.00	80.00	110.00	789	112.00	95.00	130.00	17 055	19 792	-13.8 %
Good 121 - 140 lbs	175	97.00	80.00	115.00	211	113.00	60.00	130.00	6 278	6 649	-5.6 %
Average 90 - 140 lbs	340	64.00	30.00	90.00	434	80.00	50.00	110.00	14 576	15 144	-3.8 %
Misc. - All weights	182	33.00	15.00	50.00	254	36.00	20.00	60.00	7 061	7 601	-7.1 %
Holstein Female											
Good 90 -120 lbs	16	48.00	30.00	90.00	94	85.00	30.00	195.00	1 542	2 285	-32.5 %
Other milk breeds (all weights)	41	50.00	10.00	102.00	37	56.00	5.00	122.00	829	974	-14.9 %
Crossbreeds dairy-butcher (all weights)	525	207.00	80.00	300.00	300	260.00	100.00	360.00	13 974	7 854	77.9 %
A2 Grain fed veal cattle (hide off)	1 400	243.00	n/a	n/a	1 423	230.00	n/a	n/a	50 098	49 727	0.7 %
688 lbs live / 375-419 lbs hide off											

Source: Les producteurs de bovins du Québec

Ontario Live Auction											
	Number	2021			Number	2020			Volume (YTD)		
		Price (\$ / 100 lbs)				Price (\$ / 100 lbs)			head		
	(head)	Average	Min	Max	(head)	Average	Min	Max	2021	2020	% chg
+ 600 lbs	722	116.87	103.29	128.66	642	116.66	105.90	130.13	23 165	21 201	9.3 %
451 - 600 lbs	42	103.43	86.36	116.52	29	100.75	94.38	106.79	1 124	1 492	-24.7 %
301 - 450 lbs	17	171.29	139.71	194.41	32	150.24	119.94	176.69	1 051	1 170	-10.2 %
126 - 300 lbs	125	82.86	52.99	158.49	107	113.20	61.35	189.48	3 955	4 002	-1.2 %
- 125 lbs	853	94.15	41.91	246.43	932	112.95	59.97	272.81	28 346	26 440	7.2 %

Source: Beef Farmers of Ontario

Federally Inspected Slaughter									
	Weekly			Year to date			Carcass Weight lbs (Jan.-June)		
	2021	2020	% chg	2021	2020	% chg	2021	2020	% chg
Quebec	3 002	2 776	8.1 %	104 569	103 176	1.4 %	257	345	-25.4 %
Rest of Canada	0	0	-	560	1	-	383	449	-14.7 %
Canada	3 002	2 776	8.1 %	105 129	103 177	1.9 %	357	345	3.6 %

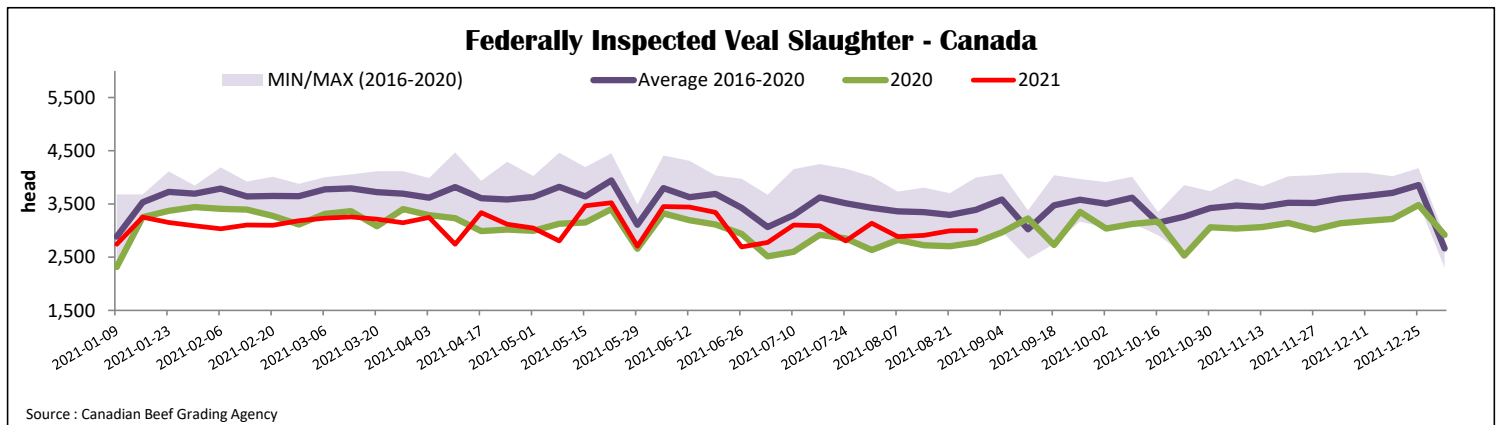
Source: Canadian Beef Grading Agency

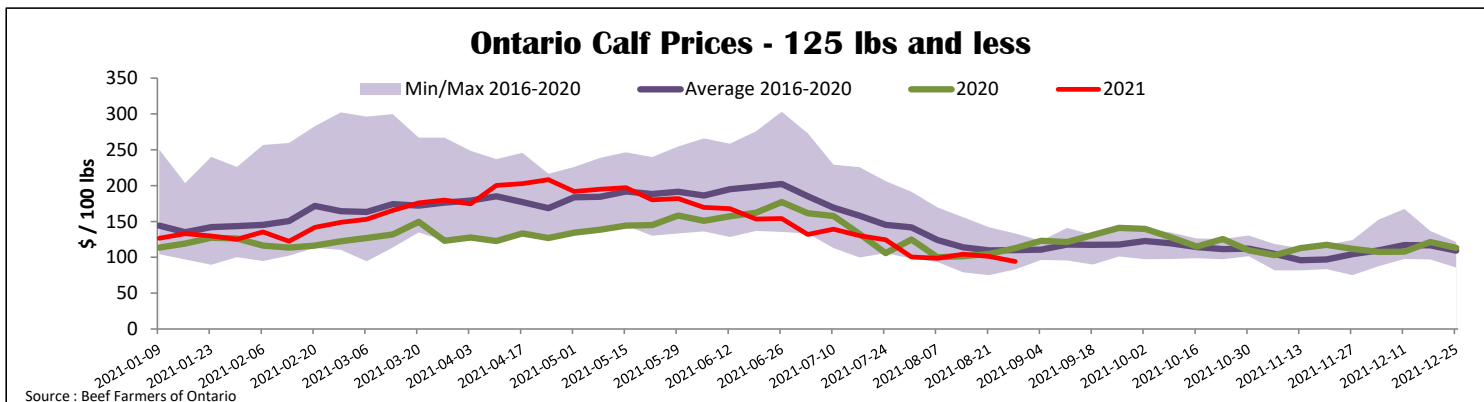
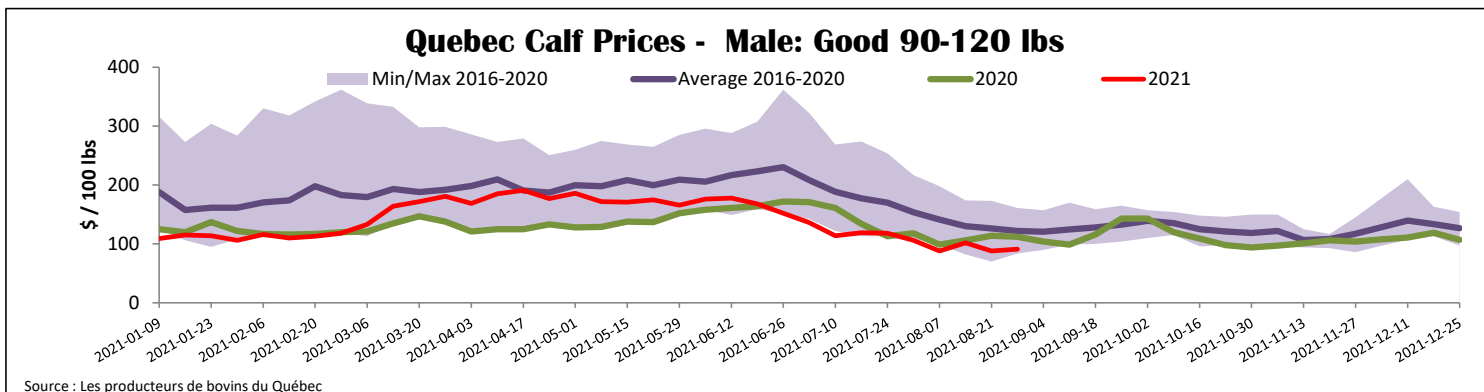
Source: Canadian Food Inspection Agency (CFIA)

Domestic Exports					Imports				
Total veal (tonnes)	Jan. 1 - July 31, 2021				Total veal (tonnes)	Jan. 1 - Aug. 28, 2021			
	2021	2020	% chg			2021	2020	% chg	
United States	2 023	1 168	73.2 %		New Zealand	405	145	-	
United Arab Emirates	91	51	77.3 %		United States	387	498	-22.1 %	
Switzerland	4	0	-		Australia	24	105	-77.1 %	
Others	0	5	-		EU-27				
Total	2 119	1 225	73.0 %		Netherlands	269	184	45.9 %	
					Others	263	86	-	
					EU-27 total	532	270	97.0 %	
					Others	25	0	-	
					Total	1 374	1 017	35.1 %	

Source: Statistics Canada

Source: CFIA





United States

Week ending August 21, 2021

Federally Inspected Slaughter				Year to date				Northeast and North Central U.S. Wholesale Price			
Weekly				Year to date				July 2021 Wholesale Price			
	2021	2020	% chg	2021	2020	% chg	\$/100 lbs	Simple avg	Min	Max	
Milk-fed or nature											
North East & North Central*	2 499	3 888	-35.7 %	86 802	118 784	-26.9 %	307 Rack, Ribeye	N/A	N/A	N/A	
Other calves	5 389	4 648	15.9 %	146 535	173 404	-15.5 %	332 Loin, Trimmed 4x4	610.00	525.00	695.00	
	7 888	8 536	-7.6 %	233 337	292 188	-20.1 %	1336 Leg slice, Retail	937.50	825.00	1 050.00	
Production							1312 Osso Buco, Foreshank	772.50	695.00	850.00	
Calves (million lbs)	0.9	1.2	-25.0 %	31.8	40.0	-20.5 %	Shoulder Clod, Chuck	700.00	650.00	750.00	
Live weight (lbs)	208	250	-16.8 %								
Dressed weight (lbs)	120	146	-17.8 %								

Source : USDA

North East & North Central					Pennsylvania Calf Auction					
(Veal Carcass, Hot Basis – Paid to Producer (Hide off, 255-315 lbs))					Graded Holstein Bull Calves* August 21, 2021					
Special fed : milk fed, nature					\$/ 100 lbs					
\$US / 100 lbs			Weighted Average	Min	Max		Weight	Head	Min	Max
						Number 1	- 89 lbs	24	50.00	220.00
							90 - 120 lbs	171	60.00	250.00
							+ 120 lbs	6	100.00	125.00
							Beef Cross	85	175.00	370.00
						Number 2	- 100 lbs	69	40.00	125.00
							+ 100 lbs	121	50.00	125.00
							Beef Cross	26	125.00	290.00
						Number 3	- 100 lbs	132	15.00	80.00
							+ 100 lbs	42	15.00	90.00
							Beef Cross	3	150.00	160.00

* Does not include all head sold

Source : USDA