

Veal Supply at a Glance - Canada

For week ending August 21, 2021

Quebec Live Auction											
Dairy Calves	Number	2021			Number	2020			Volume (YTD)		
		Price (\$ / 100 lbs)				Price (\$ / 100 lbs)			head		
Holstein Male	(head)	Average	Min	Max	(head)	Average	Min	Max	2021	2020	% chg
Good 90 - 120 lbs	527	88.00	70.00	110.00	714	114.00	100.00	130.00	16 531	19 003	-13.0 %
Good 121 - 140 lbs	164	90.00	70.00	106.00	170	116.00	80.00	140.00	6 103	6 438	-5.2 %
Average 90 - 140 lbs	412	62.00	40.00	80.00	408	87.00	60.00	120.00	14 236	14 710	-3.2 %
Misc. - All weights	219	36.00	20.00	60.00	195	38.00	10.00	60.00	6 879	7 347	-6.4 %
Holstein Female											
Good 90 - 120 lbs	19	49.00	20.00	110.00	58	77.00	30.00	120.00	1 526	2 191	-30.4 %
Other milk breeds (all weights)	21	43.00	20.00	85.00	25	48.00	17.00	90.00	788	937	-15.9 %
Crossbreeds dairy-butcher (all weights)	454	209.00	90.00	315.00	294	188.00	100.00	265.00	13 449	7 554	78.0 %
A2 Grain fed veal cattle (hide off)	1 293	241.30	n/a	n/a	1 458	230.00	n/a	n/a	48 698	48 304	0.8 %
688 lbs live / 375-419 lbs hide off											

Source: Les producteurs de bovins du Québec

Ontario Live Auction											
	Number	2021			Number	2020			Volume (YTD)		
		Price (\$ / 100 lbs)				Price (\$ / 100 lbs)			head		
	(head)	Average	Min	Max	(head)	Average	Min	Max	2021	2020	% chg
+ 600 lbs	583	115.78	100.25	127.96	609	118.63	108.23	134.29	22 443	20 559	9.2 %
451 - 600 lbs	30	100.58	92.37	110.30	45	101.56	84.93	119.95	1 082	1 463	-26.0 %
301 - 450 lbs	13	119.97	112.00	123.23	33	103.04	83.61	130.14	1 034	1 138	-9.1 %
126 - 300 lbs	90	96.33	56.55	210.33	112	118.03	81.42	173.70	3 830	3 895	-1.7 %
- 125 lbs	867	101.10	52.07	286.76	829	104.78	55.65	224.84	27 493	25 508	7.8 %

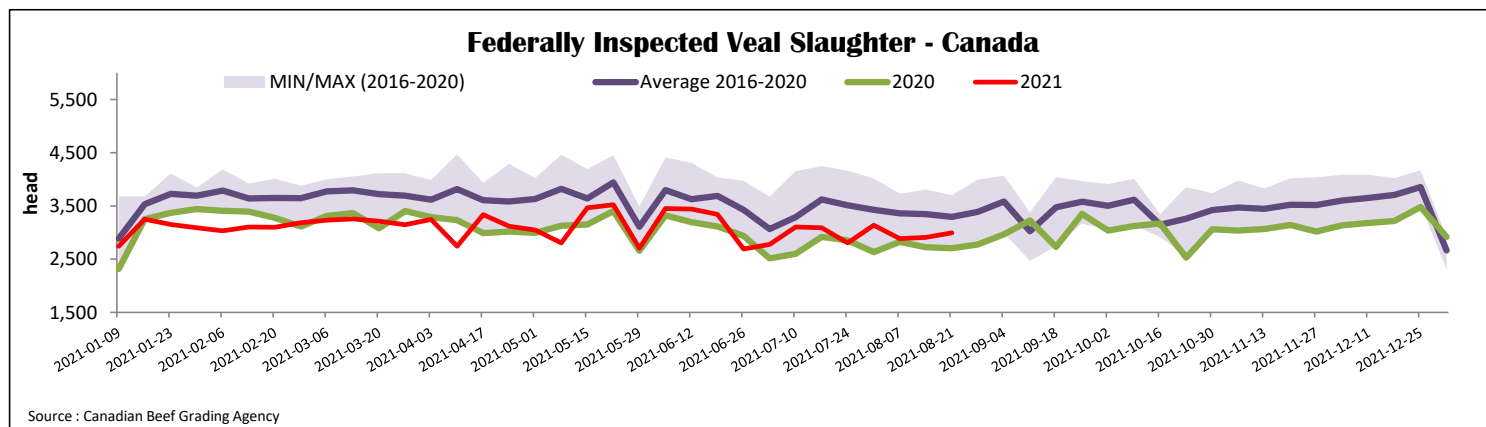
Source: Beef Farmers of Ontario

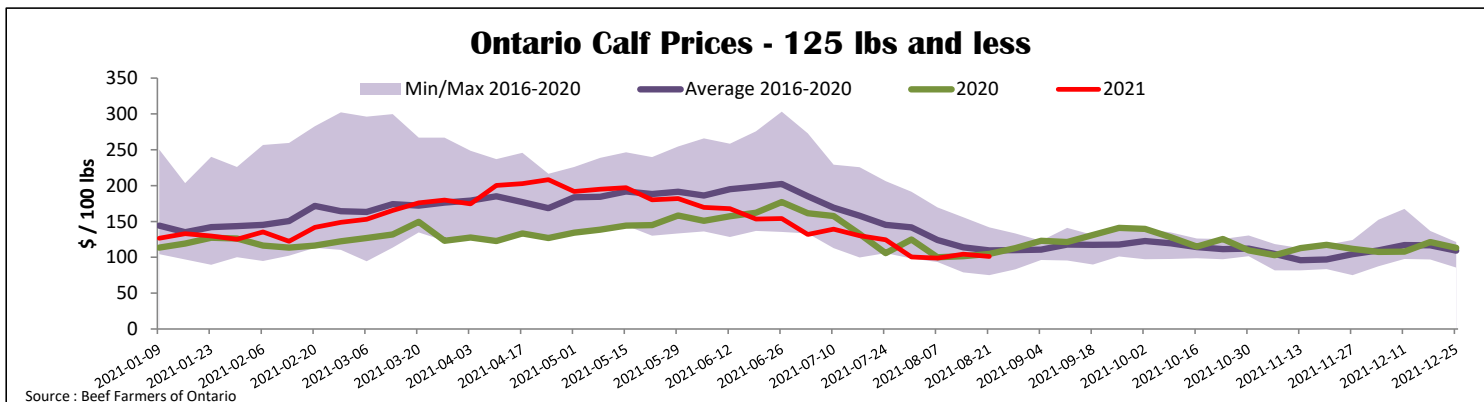
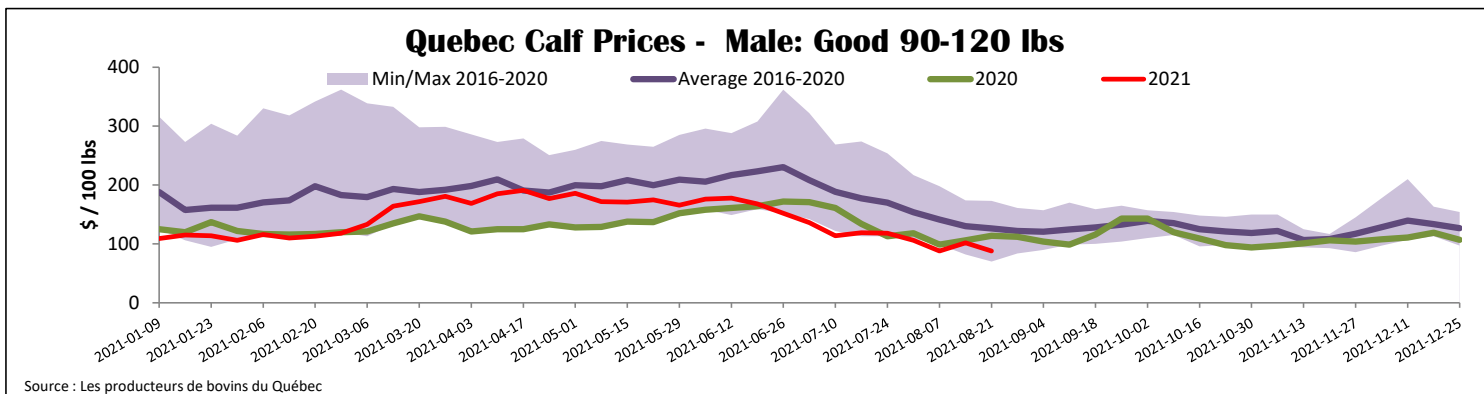
Federally Inspected Slaughter									
	Weekly			Year to date			Carcass Weight lbs (Jan.-June)		
	2021	2020	% chg	2021	2020	% chg	2021	2020	% chg
Quebec	2 996	2 707	10.7 %	101 567	100 940	0.6 %	257	345	-25.4 %
Rest of Canada	0	0	-	560	1	-	383	449	-14.7 %
Canada	2 996	2 707	10.7 %	102 127	100 941	1.2 %	357	345	3.6 %

Source: Canadian Beef Grading Agency / Source: Canadian Food Inspection Agency (CFIA)

Domestic Exports					Imports				
Total veal (tonnes)	Jan. 1 - June 30, 2021				Total veal (tonnes)	Jan. 1 - Aug. 21, 2021			
	2021	2020	% chg			2021	2020	% chg	
United States	1 769	956	85.1 %		New Zealand	386	108	-	
United Arab Emirates	82	46	77.1 %		United States	357	489	-27.1 %	
Switzerland	4	0	-		Australia	24	105	-77.1 %	
Others	0	5	-		EU-27				
Total	1 854	1 007	84.1 %		Netherlands	261	181	44.2 %	
					Others	239	86	-	
					EU-27 total	500	267	87.3 %	
					Others	25	0	-	
					Total	1 292	973	32.8 %	

Source: Statistics Canada / Source: CFIA





United States

Week ending August 14, 2021

Federally Inspected Slaughter				Northeast and North Central U.S. Wholesale Price						
Weekly			Year to date			July 2021 Wholesale Price				
Milk-fed or nature	2021	2020	% chg	2021	2020	% chg	\$/100 lbs	Simple avg	Min	Max
North East & North Central*	2 533	3 643	-30.5 %	84 303	114 896	-26.6 %	307 Rack, Ribeye	N/A	N/A	N/A
Other calves	5 180	4 719	9.8 %	141 146	168 756	-16.4 %	332 Loin, Trimmed 4x4	610.00	525.00	695.00
	7 713	8 362	-7.8 %	225 449	283 652	-20.5 %	1336 Leg slice, Retail	937.50	825.00	1 050.00
Production							1312 Osso Buco, Fore Shank	772.50	695.00	850.00
Calves (million lbs)	1.0	1.2	-16.7 %	30.9	38.8	-20.4 %	Shoulder Clod, Chuck	700.00	650.00	750.00
Live weight (lbs)	215	239	-10.0 %							
Dressed weight (lbs)	124	139	-10.8 %							

Source : USDA

North East & North Central				Pennsylvania Calf Auction					
(Veal Carcass, Hot Basis – Paid to Producer (Hide off, 255-315 lbs))				Graded Holstein Bull Calves* August 14, 2021					
Special fed : milk fed, nature									
\$US / 100 lbs		Weighted Average	Min	Max			\$ / 100 lbs	Min	Max
Non-Packer & Packers Owned		346.01	330.00	355.00	Number 1	Weight	Head		
						- 89 lbs	36	50.00	125.00
						90 - 120 lbs	170	55.00	215.00
						+ 120 lbs	10	85.00	120.00
						Beef Cross	101	165.00	305.00
					Number 2	- 100 lbs	104	35.00	115.00
						+ 100 lbs	85	45.00	120.00
						Beef Cross	40	100.00	250.00
					Number 3	- 100 lbs	142	15.00	80.00
						+ 100 lbs	32	30.00	90.00
						Beef Cross	0	0.00	0.00

* Does not include all head sold

Source : USDA