

Veal Supply at a Glance - Canada

For week ending July 3, 2021

Quebec Live Auction											
Dairy Calves	Number	2021			Number	2020			Volume (YTD)		
		Price (\$ / 100 lbs)				Price (\$ / 100 lbs)			head		
	(head)	Average	Min	Max	(head)	Average	Min	Max	2021	2020	% chg
Holstein Male											
Good 90 - 120 lbs	521	136.00	110.00	165.00	405	171.00	160.00	185.00	12 689	14 689	-13.6 %
Good 121 - 140 lbs	165	139.00	110.00	155.00	121	169.00	150.00	185.00	4 792	5 149	-6.9 %
Average 90 - 140 lbs	505	105.00	55.00	145.00	362	146.00	120.00	170.00	11 322	11 352	-0.3 %
Misc. - All weights	238	43.00	20.00	80.00	139	75.00	30.00	120.00	5 281	5 458	-3.2 %
Holstein Female											
Good 90 - 120 lbs	79	90.00	35.00	175.00	55	148.00	100.00	200.00	1 221	1 663	-26.6 %
Other milk breeds (all weights)	30	39.00	18.00	85.00	15	97.00	66.00	120.00	613	703	-12.8 %
Crossbreeds dairy-butcher (all weights)	461	333.00	195.00	420.00	179	252.00	150.00	345.00	10 155	5 528	83.7 %
A2 Grain fed veal cattle (hide off)	1 504	233.00	n/a	n/a	1 312	222.00	n/a	n/a	39 303	37 089	6.0 %
688 lbs live / 375-419 lbs hide off											

Source: Les producteurs de bovins du Québec

Ontario Live Auction											
	Number	2021			Number	2020			Volume (YTD)		
		Price (\$ / 100 lbs)				Price (\$ / 100 lbs)			head		
	(head)	Average	Min	Max	(head)	Average	Min	Max	2021	2020	% chg
+ 600 lbs	634	114.60	102.40	130.07	695	120.09	107.13	135.38	17 664	16 001	10.4 %
451 - 600 lbs	31	105.61	85.48	120.19	26	121.81	101.40	139.21	893	1 166	-23.4 %
301 - 450 lbs	26	115.87	80.86	150.59	12	113.66	73.08	153.08	876	896	-2.2 %
126 - 300 lbs	129	117.92	77.29	213.92	110	144.18	102.28	221.51	3 020	3 030	-0.3 %
- 125 lbs	1 091	131.71	74.31	290.10	980	161.46	100.24	305.70	21 159	19 414	9.0 %

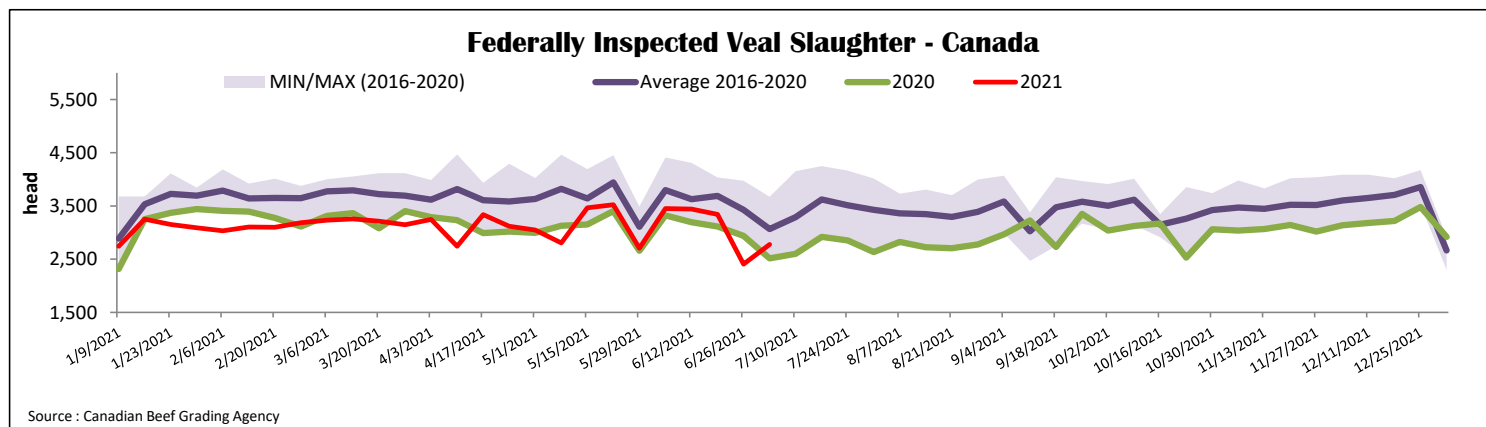
Source: Beef Farmers of Ontario

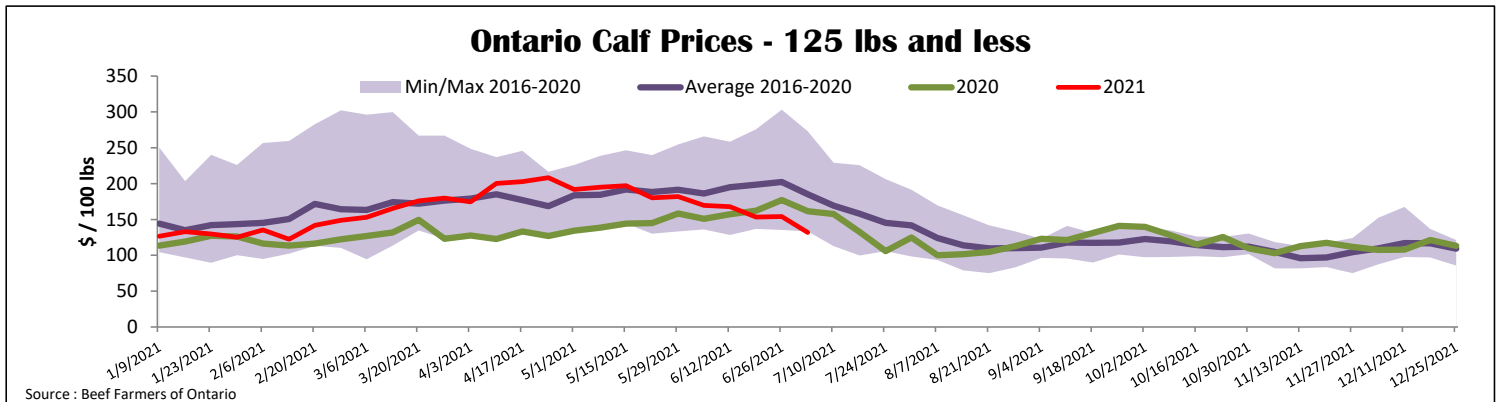
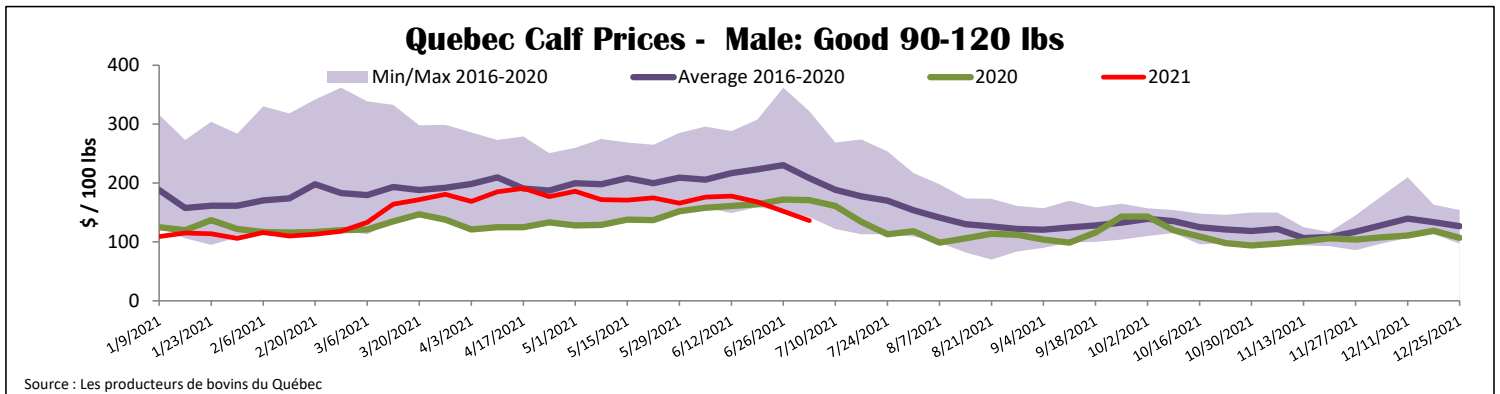
Federally Inspected Slaughter									
	Weekly			Year to date			Carcass Weight lbs (Jan.-May)		
	2021	2020	% chg	2021	2020	% chg	2021	2020	% chg
Quebec	2 777	2 515	-	78 841	81 675	-3.5 %	356	344	3.7 %
Rest of Canada	0	0	-	560	1	-	383	449	-14.7 %
Canada	2 777	2 515	-	79 401	81 676	-2.8 %	356	344	3.7 %

Source: Canadian Beef Grading Agency / Source: Canadian Food Inspection Agency (CFIA)

Domestic Exports					Imports				
Total veal (tonnes)	Jan. 1 - April 30, 2021				Total veal (tonnes)	Jan. 1 - July 3, 2021			
	2021	2020	% chg			2021	2020	% chg	
United States	1 452	757	91.8 %		New Zealand	386	108	-	
United Arab Emirates	64	40	61.5 %		United States	300	389	-22.7 %	
Saint Pierre and Miquelon	0	5	-		Australia	24	105	-77.1 %	
Others	0	0	-		EU-27				
Total	1 516	802	89.0 %		Netherlands	191	153	25.4 %	
					Others	185	27	-	
					EU-27 total	377	179	110.1 %	
					Others	25	0	-	
					Total	1 112	781	42.4 %	

Source: Statistics Canada / Source: CFIA





United States										
Week ending June 26, 2021										
Federally Inspected Slaughter				Northeast and North Central U.S. Wholesale Price						
	Weekly			Year to date			May 2021 Wholesale Price			
	2021	2020	% chg	2021	2020	% chg	\$/100 lbs	Simple avg	Min	Max
Milk-fed or nature										
North East & North Central*	2 425	4 025	-39.8 %	68 499	89 876	-23.8 %	307 Rack, Ribeye	N/A	N/A	N/A
Other calves	4 727	4 608	2.6 %	104 832	133 497	-21.5 %	332 Loin, Trimmed 4x4	610.00	525.00	695.00
	7 152	8 633	-17.2 %	173 331	223 373	-22.4 %	1336 Leg slice, Retail	937.50	825.00	1 050.00
Production							1312 Osso Buco, Fore Shank	772.50	695.00	850.00
Calves (million lbs)	0.9	1.3	-30.8 %	24.8	30.3	-18.2 %	Shoulder Clod, Chuck	700.00	650.00	750.00
Live weight (lbs)	227	259	-12.4 %							
Dressed weight (lbs)	132	152	-13.2 %							

Source : USDA

North East & North Central					Pennsylvania Calf Auction					
(Veal Carcass, Hot Basis – Paid to Producer (Hide off, 255-315 lbs))					Graded Holstein Bull Calves* June 26, 2021					
Special fed : milk fed, nature					\$/ 100 lbs					
\$/US / 100 lbs			Weighted Average	Min	Max	Number 1	Weight	Head	Min	Max
							- 89 lbs	31	65.00	205.00
							90 - 120 lbs	194	80.00	245.00
							+ 120 lbs	15	95.00	190.00
							Beef Cross	70	135.00	280.00
						Number 2	- 100 lbs	103	55.00	175.00
							+ 100 lbs	152	75.00	170.00
							Beef Cross	13	130.00	170.00
						Number 3	- 100 lbs	128	10.00	150.00
							+ 100 lbs	33	15.00	125.00
							Beef Cross	0	0.00	0.00

* Does not include all head sold

Source : USDA