

Veal Supply at a Glance - Canada

For week ending May 8, 2021

Quebec Live Auction											
	Number	2021			Number	2020			Volume (YTD)		
		Price (\$ / 100 lbs)				Price (\$ / 100 lbs)			head		
Dairy Calves	(head)	Average	Min	Max	(head)	Average	Min	Max	2021	2020	% chg
Holstein Male											
Good 90 -120 lbs	570	172.00	140.00	200.00	505	129.00	110.00	170.00	8 798	10 093	-12.8 %
Good 121 - 140 lbs	226	173.00	150.00	200.00	167	130.00	110.00	170.00	3 381	3 687	-8.3 %
Average 90 - 140 lbs	291	130.00	90.00	160.00	401	108.00	80.00	160.00	7 376	8 076	-8.7 %
Misc. - All weights	167	62.00	25.00	110.00	184	56.00	30.00	90.00	3 495	3 879	-9.9 %
Holstein Female											
Good 90 -120 lbs	57	126.00	90.00	205.00	43	115.00	85.00	190.00	811	1 161	-30.1 %
Other milk breeds (all weights)	23	74.00	20.00	120.00	16	94.00	50.00	140.00	407	498	-18.3 %
Crossbreeds dairy-butcher (all weights)	402	399.00	205.00	520.00	161	228.00	135.00	290.00	6 719	3 767	78.4 %
A2 Grain fed veal cattle (hide off)	1 646	233.00	n/a	n/a	1 538	222.00	n/a	n/a	28 580	26 895	6.3 %
688 lbs live / 375-419 lbs hide off											

Source: Les producteurs de bovins du Québec

Ontario Live Auction											
	Number	2021			Number	2020			Volume (YTD)		
		Price (\$ / 100 lbs)				Price (\$ / 100 lbs)			head		
	(head)	Average	Min	Max	(head)	Average	Min	Max	2021	2020	% chg
+ 600 lbs	891	111.44	101.81	122.86	685	111.38	100.75	125.98	11 953	10 942	9.2 %
451 - 600 lbs	36	95.16	79.93	112.79	69	129.19	118.83	138.39	623	836	-25.5 %
301 - 450 lbs	57	133.63	93.47	180.48	30	182.29	134.07	235.06	640	659	-2.9 %
126 - 300 lbs	109	150.13	98.50	274.24	108	128.47	93.62	205.37	2 072	2 027	2.2 %
- 125 lbs	713	194.90	116.16	418.78	513	138.67	81.05	262.39	14 005	13 316	5.2 %

Source: Beef Farmers of Ontario

Federally Inspected Slaughter									
	Weekly			Year to date			Carcass Weight lbs (Jan.-March)		
	2021	2020	% chg	2021	2020	% chg	2021	2020	% chg
Quebec	2 639	3 127	-15.6 %	55 240	57 383	-3.7 %	355	340	4.2 %
Rest of Canada	165	0	-	560	1	-	-	-	-
Canada	2 804	3 127	-10.3 %	55 800	57 384	-2.8 %	355	340	4.2 %

Source: Canadian Beef Grading Agency

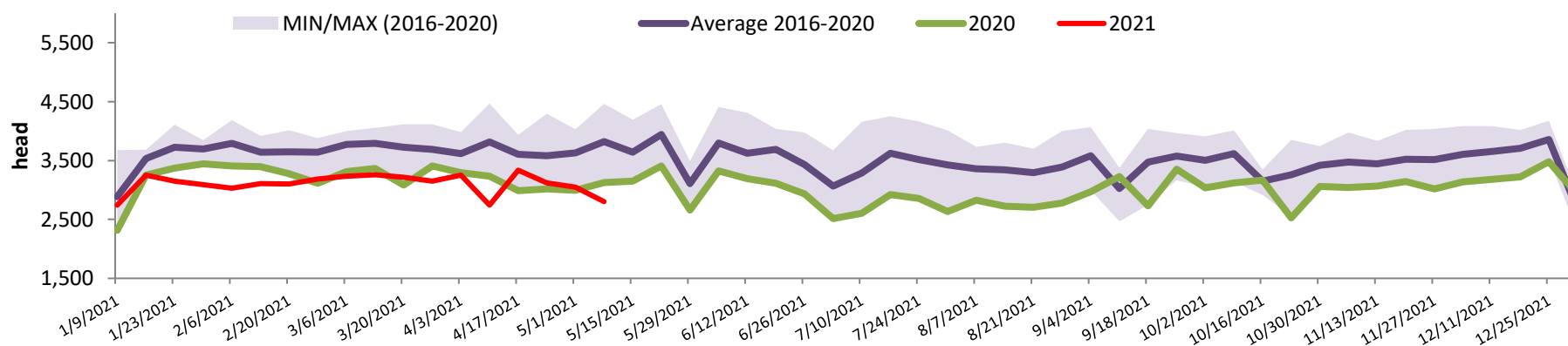
Source: Canadian Food Inspection Agency (CFIA)

Domestic Exports					Imports				
Total veal (tonnes)	Jan. 1 - March 30, 2021				Total veal (tonnes)	Jan. 1 - May 8, 2021			
	2021	2020	% chg			2021	2020	% chg	
United States	800	426	87.6 %		New Zealand	369	108	-	
Japan	220	0	-		United States	253	303	-16.6 %	
United Arab Emirates	40	39	4.0 %		Australia	24	103	-76.7 %	
Others	0	3	-		EU-27				
Total	1 060	468	-		Netherlands	109	93	17.8 %	
					Others	109	27	-	
					EU-27 total	218	119	82.4 %	
					Others	25	0	-	
					Total	888	634	40.1 %	

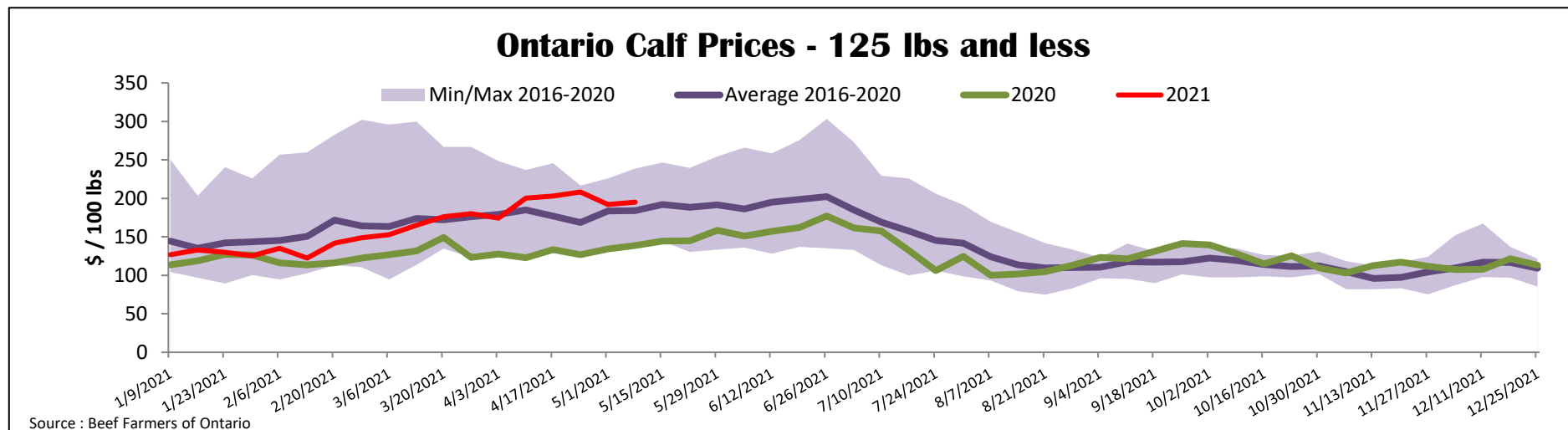
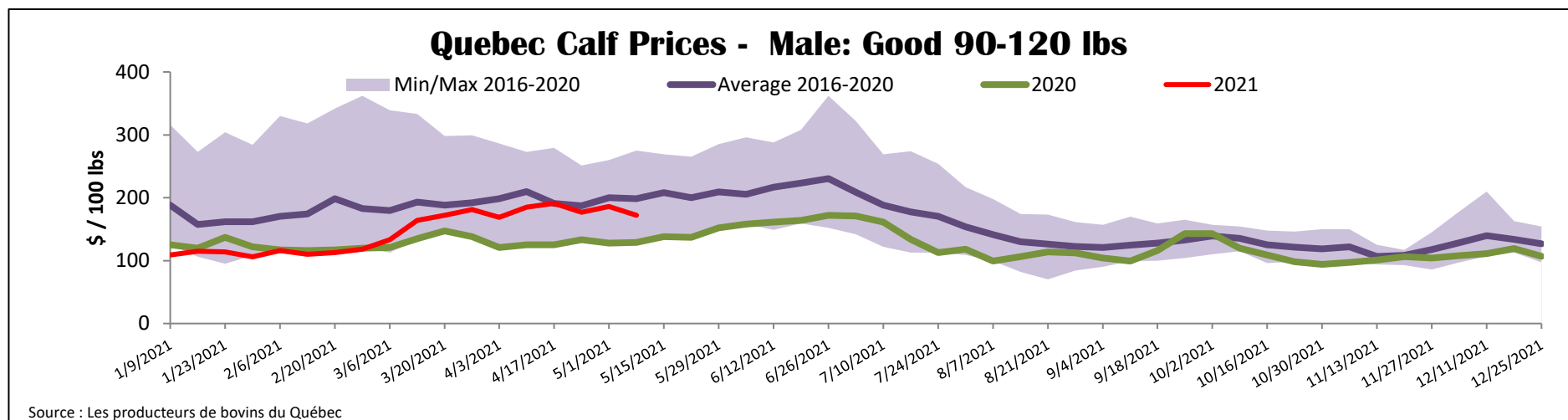
Source: Statistics Canada

Source: CFIA

Federally Inspected Veal Slaughter - Canada



Source: Canadian Beef Grading Agency



United States										
Week ending May 1, 2021										
Federally Inspected Slaughter					Northeast and North Central U.S. Wholesale Price					
	Weekly			Year to date			April 2021 Wholesale Price			
Milk-fed or nature	2021	2020	% chg	2021	2020	% chg	\$/100 lbs	Simple avg	Min	Max
North East & North Central*	2 456	3 297	-25.5 %	49 844	60 005	-16.9 %	307 Rack, Ribeye	N/A	N/A	N/A
Other calves	3 516	4 197	-16.2 %	71 488	102 743	-30.4 %	332 Loin, Trimmed 4x4	610.00	525.00	695.00
	5 972	7 494	-20.3 %	121 332	162 748	-25.4 %	1336 Leg slice, Retail	937.50	825.00	1 050.00
Production							1312 Osso Buco, Foreshank	772.50	695.00	850.00
Calves (million lbs)	0.9	1.1	-18.2 %	17.7	20.8	-14.9 %	Shoulder Clod, Chuck	700.00	650.00	750.00
Live weight (lbs)	254	257	-1.2 %							
Dressed weight (lbs)	149	149	0.0 %							
Source : USDA					Source : USDA					
North East & North Central					Pennsylvania Calf Auction					
(Veal Carcass, Hot Basis – Paid to Producer (Hide off, 255-315 lbs))					Graded Holstein Bull Calves* May 1, 2021					
Special fed : milk fed, nature					\$/ 100 lbs					
\$US / 100 lbs	Weighted Average			Min	Max	Number 1	Weight	Head	Min	Max
							- 89 lbs	18	145.00	220.00
							90 - 120 lbs	126	175.00	275.00
							+ 120 lbs	10	180.00	245.00
							Beef Cross	22	280.00	400.00
Non-Packer & Packers Owned	308.80			290.00	330.00	Number 2	- 100 lbs	74	70.00	245.00
							+ 100 lbs	80	150.00	240.00
							Beef Cross	11	150.00	380.00
						Number 3	- 100 lbs	92	20.00	200.00
							+ 100 lbs	60	40.00	200.00
							Beef Cross	2	175.00	275.00
Source : USDA					Source : USDA					