

Veal Supply at a Glance - Canada

For week ending February 13, 2021

Quebec Live Auction											
	Number	2021			Number	2020			Volume (YTD)		
		Price (\$ / 100 lbs)				Price (\$ / 100 lbs)			head		
Dairy Calves	(head)	Average	Min	Max	(head)	Average	Min	Max	2021	2020	% chg
Holstein Male											
Good 90 -120 lbs	480	110.00	95.00	126.00	579	116.00	100.00	130.00	3 241	3 729	-13.1 %
Good 121 - 140 lbs	223	114.00	100.00	125.00	201	111.00	75.00	125.00	1 197	1 454	-17.7 %
Average 90 - 140 lbs	468	87.00	60.00	110.00	516	94.00	60.00	110.00	2 661	3 102	-14.2 %
Misc. - All weights	191	40.00	20.00	70.00	260	49.00	30.00	75.00	1 263	1 412	-10.6 %
Holstein Female											
Good 90 -120 lbs	50	75.00	50.00	120.00	80	97.00	70.00	150.00	257	439	-41.5 %
Other milk breeds (all weights)	25	63.00	5.00	100.00	20	63.00	10.00	105.00	140	140	0.0 %
Crossbreeds dairy-butcher (all weights)	454	264.00	120.00	390.00	245	234.00	100.00	325.00	2 431	1 352	79.8 %
A2 Grain fed veal cattle (hide off)	1 650	240.00	n/a	n/a	1 433	250.00	n/a	n/a	9 864	8 904	10.8 %
688 lbs live / 375-419 lbs hide off											

Source: Les producteurs de bovins du Québec

Ontario Live Auction											
	Number	2021			Number	2020			Volume (YTD)		
		Price (\$ / 100 lbs)				Price (\$ / 100 lbs)			head		
	(head)	Average	Min	Max	(head)	Average	Min	Max	2021	2020	% chg
+ 600 lbs	503	125.42	111.64	136.44	478	118.76	100.10	136.88	3 539	3 391	4.4 %
451 - 600 lbs	37	102.78	70.57	122.43	41	93.03	76.06	115.66	191	296	-35.5 %
301 - 450 lbs	16	120.02	110.97	137.22	41	116.51	90.29	149.81	168	212	-20.8 %
126 - 300 lbs	105	117.34	83.57	209.62	118	113.38	67.84	194.86	736	801	-8.1 %
- 125 lbs	893	122.41	69.62	300.17	770	113.46	73.95	241.47	5 152	4 951	4.1 %

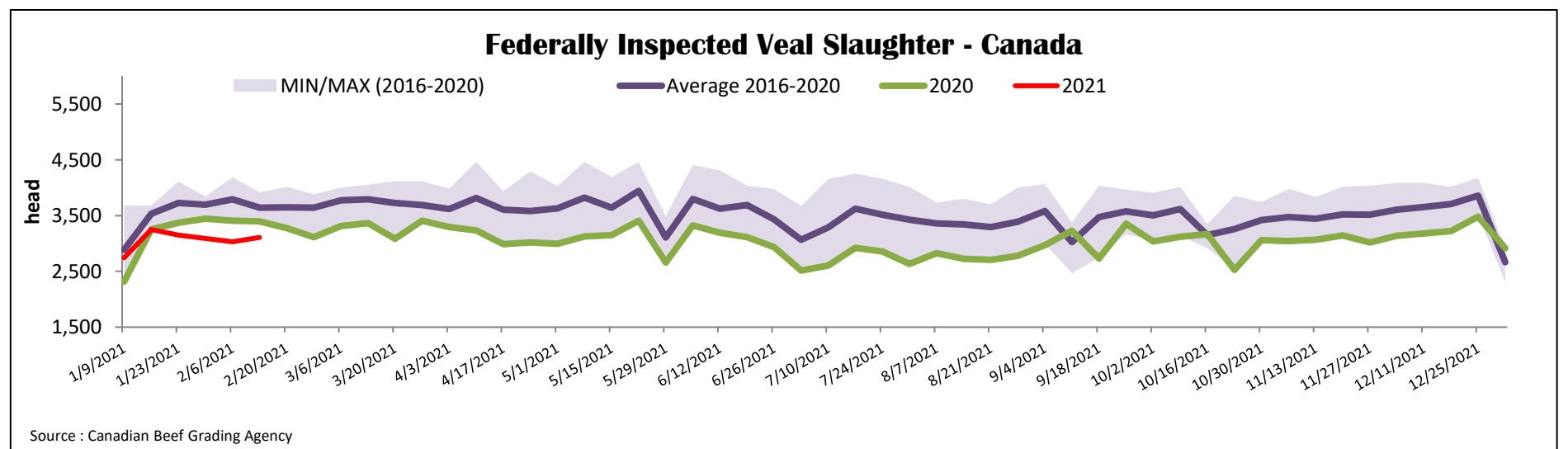
Source: Beef Farmers of Ontario

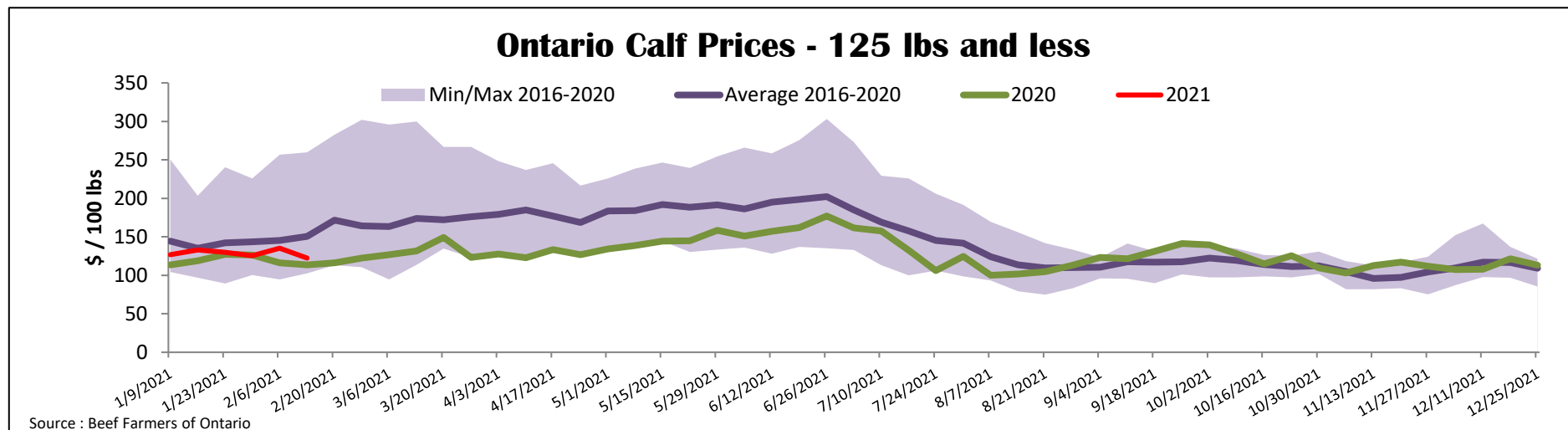
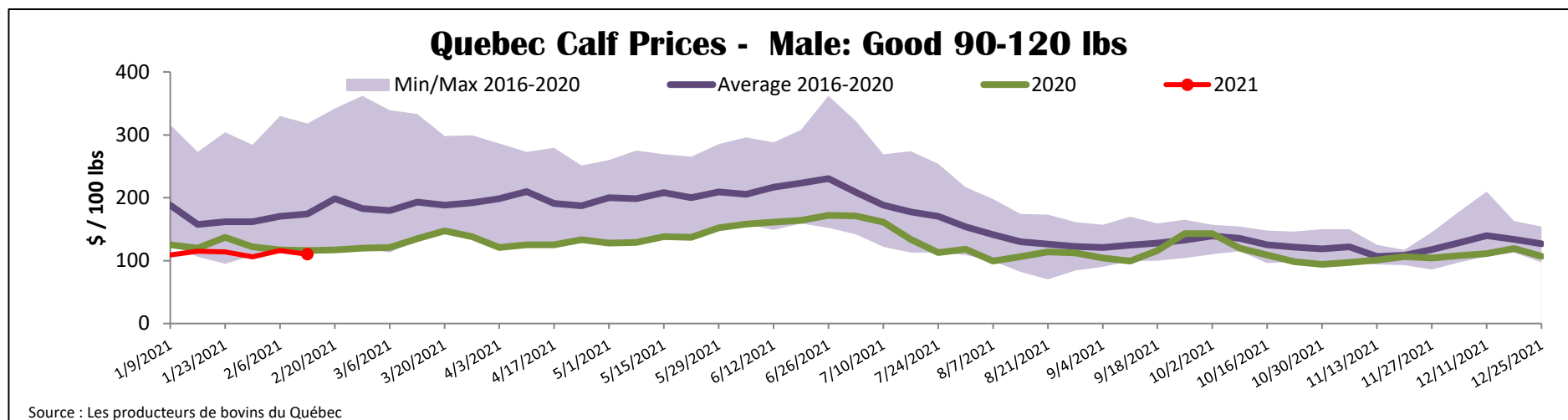
Federally Inspected Slaughter									
	Weekly			Year to date			Carcass Weight lbs (Jan.-Dec.)		
	2021	2020	% chg	2021	2020	% chg	2020	2019	% chg
Quebec	3 106	3 396	-8.5 %	18 363	19 182	-4.3 %	347	337	3.2 %
Rest of Canada	0	0	-	0	0	-	398	374	6.7 %
Canada	3 106	3 396	-8.5 %	18 363	19 182	-4.3 %	347	338	2.8 %

Source: Canadian Beef Grading Agency / Source: Canadian Food Inspection Agency (CFIA)

Domestic Exports					Imports				
Total veal (tonnes)	Jan. 1 - Dec. 30, 2020				Total veal (tonnes)	Jan. 1 - Feb. 13, 2021			
	2020	2019	% chg			2021	2020	% chg	
United States	2 447	2 184	12.0 %		New Zealand	147	70	-	
United Arab Emirates	99	209	-52.7 %		United States	91	104	-12.6 %	
Japan	24	0	-		Australia	0	47		
Others	9	19	-52.3 %		EU-27				
Total	2 579	2 412	6.9 %		Netherlands	30	49	-38.8 %	
					Others	35	24	45.7 %	
					EU-27 total	66	74	-10.8 %	
					Others	0	0		
					Total	304	295	3.2 %	

Source: Statistics Canada / Source: CFIA





United States										
Week ending February 6, 2021										
Federally Inspected Slaughter					Northeast and North Central U.S. Wholesale Price					
			Weekly				January 2021 Wholesale Price			
	2021	2020	% chg	2021	2020	% chg	\$/100 lbs	Simple avg	Min	Max
Milk-fed or nature										
North East & North Central*	2 735	3 862	-29.2 %	16 466	19 314	-14.7 %	307 Rack, Ribeye	N/A	N/A	N/A
Other calves	4 787	6 883	-30.5 %	22 701	34 735	-34.6 %	332 Loin, Trimmed 4x4	610.00	525.00	695.00
	7 522	10 745	-30.0 %	39 167	54 049	-27.5 %	1336 Leg slice, Retail	875.00	825.00	925.00
Production							1312 Osso Buco, Foreshank	760.00	695.00	825.00
Calves (million lbs)	1.1	1.3	-15.4 %	5.5	6.8	-19.1 %	Shoulder Clod, Chuck	610.00	525.00	695.00
Live weight (lbs)	251	223	12.6 %							
Dressed weight (lbs)	146	126	15.9 %							
North East & North Central					Pennsylvania Calf Auction					
(Veal Carcass, Hot Basis – Paid to Producer (Hide off, 255-315 lbs))					Graded Holstein Bull Calves* February 6, 2021					
Special fed : milk fed, nature					\$/ 100 lbs					
			Weighted Average	Min	Max					
\$US / 100 lbs						Number 1	Weight	Head	Min	Max
Non-Packer & Packers Owned			294.54	285.00	300.00		- 89 lbs	44	70.00	140.00
							90 - 120 lbs	289	85.00	140.00
							+ 120 lbs	25	100.00	135.00
							Beef Cross	63	150.00	275.00
						Number 2	- 100 lbs	59	45.00	120.00
							+ 100 lbs	63	60.00	115.00
							Beef Cross	5	100.00	195.00
						Number 3	- 100 lbs	25	15.00	95.00
							+ 100 lbs	13	30.00	90.00
							Beef Cross	0	0.00	0.00
					* Does not include all head sold					

Source : USDA