

Veal Supply at a Glance - Canada

For week ending January 16, 2021

| Quebec Live Auction | | | | | | | | | | | |
|---|--------|-----------------------|--------|--------|--------|-----------------------|--------|--------|--------------|-------|---------|
| | Number | 2021 | | | Number | 2020 | | | Volume (YTD) | | |
| | | Price (\$ / 100 lbs) | | | | Price (\$ / 100 lbs) | | | head | | |
| | (head) | Average | Min | Max | (head) | Average | Min | Max | 2021 | 2020 | % chg |
| Dairy Calves | | | | | | | | | | | |
| Holstein Male | | | | | | | | | | | |
| Good 90 -120 lbs | 523 | 115.00 | 100.00 | 135.00 | 854 | 120.00 | 100.00 | 145.00 | 1 246 | 1 248 | -0.2 % |
| Good 121 - 140 lbs | 201 | 119.00 | 100.00 | 135.00 | 434 | 122.00 | 100.00 | 145.00 | 473 | 590 | -19.8 % |
| Average 90 - 140 lbs | 435 | 88.00 | 50.00 | 115.00 | 658 | 99.00 | 70.00 | 120.00 | 956 | 991 | -3.5 % |
| Misc. - All weights | 221 | 47.00 | 30.00 | 80.00 | 265 | 46.00 | 20.00 | 80.00 | 493 | 397 | 24.2 % |
| Holstein Female | | | | | | | | | | | |
| Good 90 -120 lbs | 51 | 64.00 | 30.00 | 115.00 | 87 | 110.00 | 60.00 | 180.00 | 116 | 126 | -7.9 % |
| Other milk breeds (all weights) | 23 | 69.00 | 30.00 | 110.00 | 38 | 63.00 | 30.00 | 105.00 | 64 | 42 | 52.4 % |
| Crossbreeds dairy-butcher (all weights) | 384 | 273.00 | 120.00 | 400.00 | 330 | 245.00 | 130.00 | 350.00 | 849 | 482 | 76.1 % |
| A2 Grain fed veal cattle (hide off) | 1 818 | 240.00 | n/a | n/a | 1 460 | 250.10 | n/a | n/a | 3 632 | 3 047 | 19.2 % |
| 688 lbs live / 375-419 lbs hide off | | | | | | | | | | | |

Source: Les producteurs de bovins du Québec

| Ontario Live Auction | | | | | | | | | | | |
|----------------------|--------|-----------------------|--------|--------|--------|-----------------------|--------|--------|--------------|-------|---------|
| | Number | 2021 | | | Number | 2020 | | | Volume (YTD) | | |
| | | Price (\$ / 100 lbs) | | | | Price (\$ / 100 lbs) | | | head | | |
| | (head) | Average | Min | Max | (head) | Average | Min | Max | 2021 | 2020 | % chg |
| + 600 lbs | 657 | 127.32 | 113.16 | 141.59 | 584 | 122.70 | 104.16 | 137.84 | 1 349 | 1 093 | 23.4 % |
| 451 - 600 lbs | 40 | 105.01 | 83.38 | 125.28 | 65 | 108.83 | 90.81 | 124.46 | 67 | 96 | -30.2 % |
| 301 - 450 lbs | 52 | 115.09 | 80.96 | 161.59 | 36 | 99.93 | 84.64 | 115.38 | 84 | 49 | 71.4 % |
| 126 - 300 lbs | 162 | 117.43 | 76.08 | 251.76 | 244 | 118.56 | 76.93 | 208.33 | 307 | 283 | 8.5 % |
| - 125 lbs | 847 | 133.04 | 69.70 | 353.09 | 1 035 | 119.07 | 75.26 | 255.48 | 1 830 | 1 630 | 12.3 % |

Source: Beef Farmers of Ontario

| Federally Inspected Slaughter | | | | | | | | | |
|-------------------------------|--------------|--------------|---------------|--------------|--------------|--------------|--------------------------------|------------|---------------|
| | Weekly | | | Year to date | | | Carcass Weight lbs (Jan.-Nov.) | | |
| | 2021 | 2020 | % chg | 2021 | 2020 | % chg | 2020 | 2019 | % chg |
| Quebec | 3250 | 3 252 | -0.1 % | 5994 | 5 568 | 7.7 % | 387 | 337 | 14.8 % |
| Rest of Canada | 0 | 0 | - | 0 | 0 | - | 398 | 374 | 6.7 % |
| Canada | 3 250 | 3 252 | -0.1 % | 5 994 | 5 568 | 7.7 % | 387 | 338 | 14.3 % |

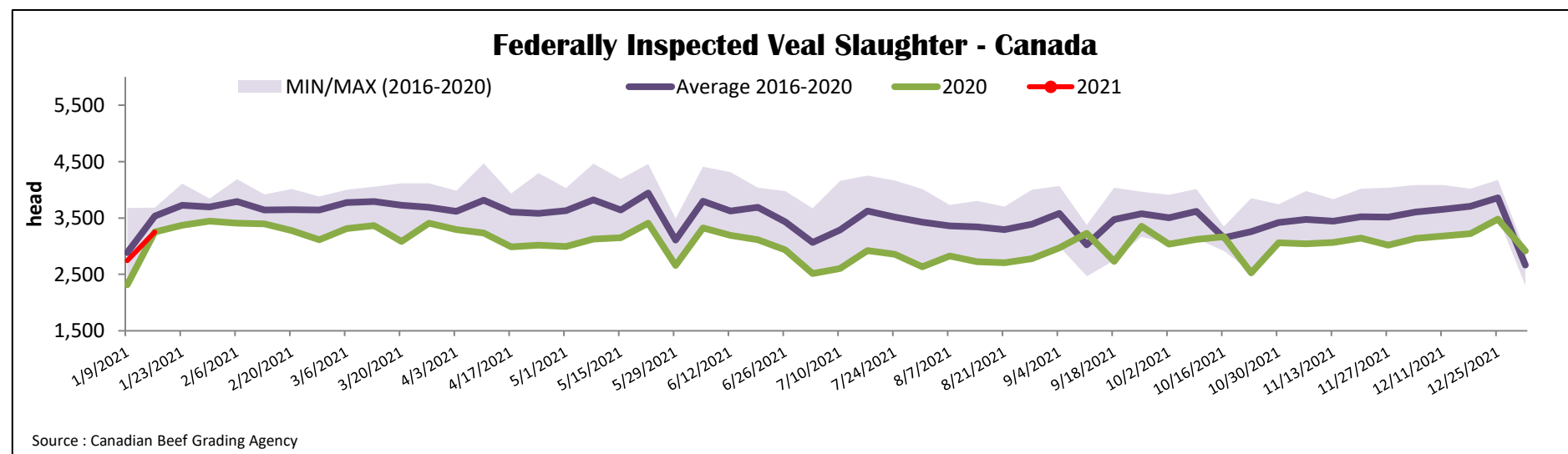
Source: Canadian Beef Grading Agency

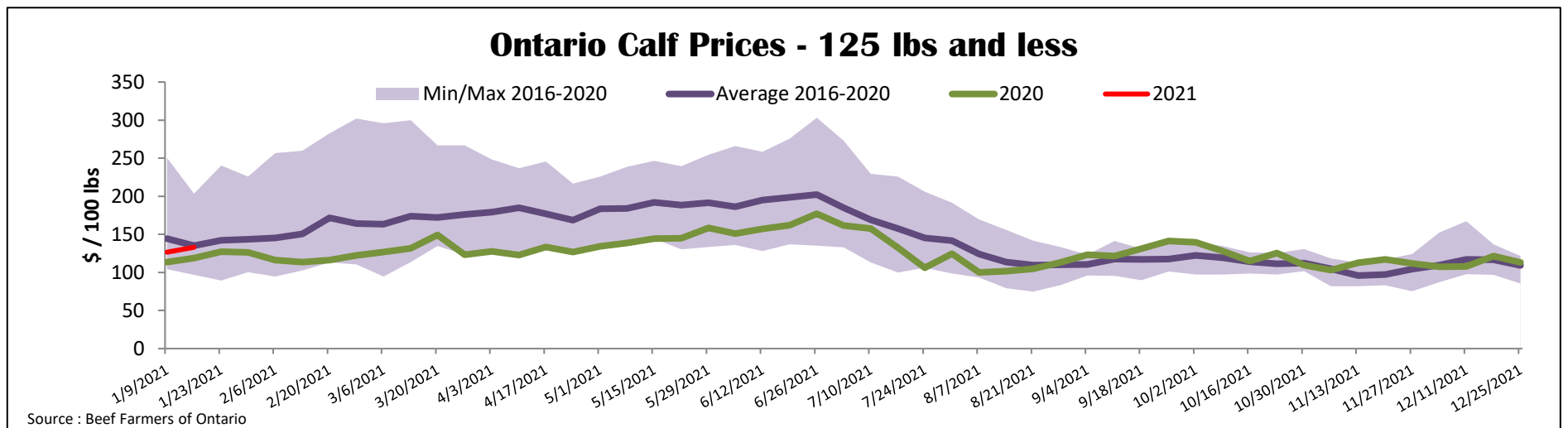
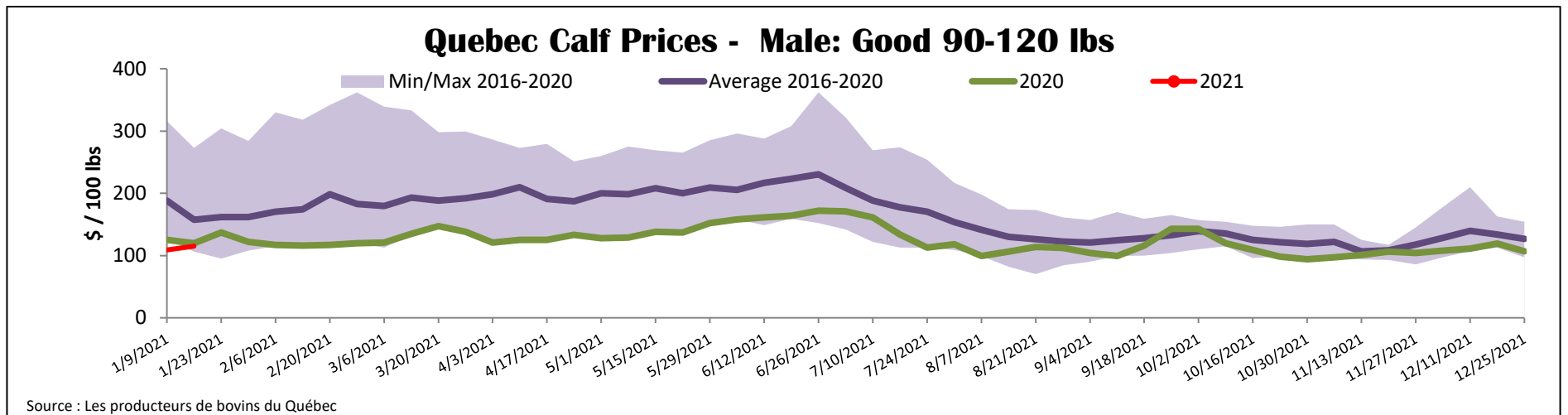
Source: Canadian Food Inspection Agency (CFIA)

| Domestic Exports | | | | | Imports | | | | |
|---------------------------|------------------------|--------------|--------------|--|---------------------|------------------------|-----------|----------------|--|
| Total veal (tonnes) | Jan. 1 - Nov. 30, 2020 | | | | Total veal (tonnes) | Jan. 1 - Jan. 16, 2021 | | | |
| | 2020 | 2019 | % chg | | | 2021 | 2020 | % chg | |
| United States | 2 231 | 2 103 | 6.1 % | | New Zealand | 110 | 0 | - | |
| United Arab Emirates | 89 | 190 | -53.2 % | | United States | 18 | 13 | 36.5 % | |
| Saint Pierre and Miquelon | 5 | 12 | -52.8 % | | Australia | 0 | 0 | | |
| Others | 1 | 7 | -92.7 % | | EU-27 | | | | |
| Total | 2 326 | 2 312 | 0.6 % | | Italy | 24 | 7 | - | |
| | | | | | Others | 7 | 0 | - | |
| | | | | | EU-27 total | 31 | 7 | - | |
| | | | | | Others | 0 | 0 | | |
| | | | | | Total | 159 | 21 | 675.5 % | |

Source: Statistics Canada

Source: CFIA





| United States | | | | | | | | | | | | |
|--|--------------|---------------|------------------|--------------|---------------|--|---------------------------|------------|-------------------------------|--------|--------|--|
| Week ending January 9, 2021 | | | | | | | | | | | | |
| Federally Inspected Slaughter | | | | | | Northeast and North Central U.S. Wholesale Price | | | | | | |
| | | | Weekly | | | Year to date | | | December 2020 Wholesale Price | | | |
| | 2021 | 2020 | % chg | 2021 | 2020 | % chg | \$/100 lbs | Simple avg | Min | Max | | |
| Milk-fed or nature | | | | | | | | | | | | |
| North East & North Central* | 2 677 | 3 462 | -22.7 % | 2 677 | 3 462 | -22.7 % | 307 Rack, Ribeye | N/A | N/A | N/A | | |
| Other calves | 5 860 | 6 601 | -11.2 % | 5 860 | 6 601 | -11.2 % | 332 Loin, Trimmed 4x4 | 610.00 | 525.00 | 695.00 | | |
| | 8 537 | 10 063 | -15.2 % | 8 537 | 10 063 | -15.2 % | 1336 Leg slice, Retail | 875.00 | 825.00 | 925.00 | | |
| Production | | | | | | | 1312 Osso Buco, Foreshank | 760.00 | 695.00 | 825.00 | | |
| Calves (million lbs) | 1.1 | 1.2 | -8.3 % | 1.1 | 1.2 | -8.3 % | Shoulder Clod, Chuck | 610.00 | 525.00 | 695.00 | | |
| Live weight (lbs) | 231 | 216 | 6.9 % | | | | | | | | | |
| Dressed weight (lbs) | 133 | 125 | 6.4 % | | | | | | | | | |
| North East & North Central | | | | | | Pennsylvania Calf Auction | | | | | | |
| (Veal Carcass, Hot Basis – Paid to Producer (Hide off, 255-315 lbs)) | | | | | | Graded Holstein Bull Calves* January 9, 2021 | | | | | | |
| Special fed : milk fed, nature | | | | | | \$ / 100 lbs | | | | | | |
| | | | Weighted Average | | | Min | | | Max | | | |
| \$US / 100 lbs | | | | 293.38 | 285.00 | 300.00 | Number 1 | Weight | Head | Min | Max | |
| | | | | | | | - 89 lbs | 19 | 50.00 | 90.00 | | |
| | | | | | | | 90 - 120 lbs | 143 | 60.00 | 110.00 | | |
| | | | | | | | + 120 lbs | 14 | 50.00 | 105.00 | | |
| | | | | | | | Beef Cross | 86 | 120.00 | 250.00 | | |
| | | | | | | | Number 2 | - 100 lbs | 99 | 30.00 | 105.00 | |
| | | | | | | | + 100 lbs | 157 | 40.00 | 105.00 | | |
| | | | | | | | Beef Cross | 31 | 75.00 | 200.00 | | |
| | | | | | | | Number 3 | - 100 lbs | 155 | 10.00 | 75.00 | |
| | | | | | | | + 100 lbs | 95 | 15.00 | 70.00 | | |
| | | | | | | | Beef Cross | 5 | 50.00 | 110.00 | | |
| | | | | | | * Does not include all head sold | | | | | | |

Source : USDA