

## Veal Supply at a Glance - Canada

For week ending December 26, 2020

Quebec Live Auction											
	Number	2020			Number	2019			Volume (YTD)		
		Price ( \$ / 100 lbs)				Price ( \$ / 100 lbs)			head		
Dairy Calves	(head)	Average	Min	Max	(head)	Average	Min	Max	2020	2019	% chg
Holstein Male											
Good 90 -120 lbs	499	115.00	100.00	135.00	362	119.00	100.00	135.00	30 973	32 609	-5.0 %
Good 121 - 140 lbs	145	119.00	106.00	135.00	97	120.00	100.00	145.00	9 874	9 833	0.4 %
Average 90 - 140 lbs	357	81.00	50.00	110.00	331	96.00	65.00	125.00	22 778	24 130	-5.6 %
Misc. - All weights	139	42.00	30.00	70.00	118	39.00	30.00	60.00	11 679	14 752	-20.8 %
Holstein Female											
Good 90 -120 lbs	21	69.00	50.00	100.00	51	90.00	50.00	155.00	3 371	3 318	1.6 %
Other milk breeds (all weights)	36	72.00	40.00	120.00	0				1 586	1 454	9.1 %
Crossbreeds dairy-butcher (all weights)	301	265.00	120.00	390.00	116	198.00	120.00	265.00	14 430	18 555	-22.2 %
A2 Grain fed veal cattle (hide off)	1 496	*250	n/a	n/a	1 541	*250.8	n/a	n/a	75 503	72 814	3.7 %
688 lbs live / 375-419 lbs hide off											

Source: Les producteurs de bovins du Québec

\*This data remains unchanged from the Dec 21 Veal Supply at a Glance

Ontario Live Auction											
	Number	2020			Number	2019			Volume (YTD)		
		Price ( \$ / 100 lbs)				Price ( \$ / 100 lbs)			head		
+ 600 lbs	411	129.73	114.58	148.91	81	122.85	97.51	138.57	31 560	36 064	-12.5 %
451 - 600 lbs	24	122.25	102.83	141.08	20	105.90	81.18	132.00	2 161	2 827	-23.6 %
301 - 450 lbs	7	154.27	134.29	170.71	6	98.56	81.00	110.33	1 980	2 452	-19.2 %
126 - 300 lbs	41	122.90	71.80	241.71	36	92.14	58.06	126.11	6 008	6 537	-8.1 %
- 125 lbs	618	128.64	66.04	329.05	574	97.38	59.95	119.15	41 556	42 377	-1.9 %

Source: Beef Farmers of Ontario

Federally Inspected Slaughter									
	Weekly			Year to date			Carcass Weight lbs (Jan.-Oct.)		
	2020	2019	% chg	2020	2019	% chg	2020	2019	% chg
East	2918	2 264	28.9 %	159 113	169 892	-6.3 %	347	337	3.0 %
West	0	0	-	0	269	-	398	374	6.7 %
<b>Canada</b>	<b>2 918</b>	<b>2 264</b>	<b>28.9 %</b>	<b>159 113</b>	<b>170 161</b>	<b>-6.5 %</b>	<b>347</b>	<b>339</b>	<b>2.4 %</b>

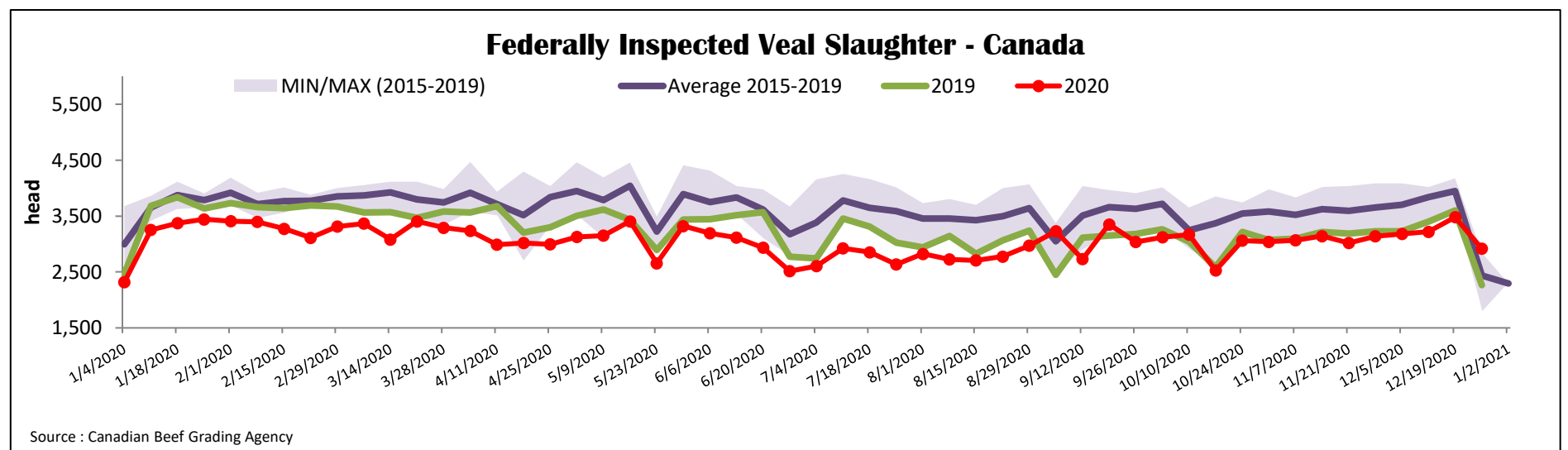
Source : Canadian Beef Grading Agency

Source: Canadian Food Inspection Agency (CFIA)

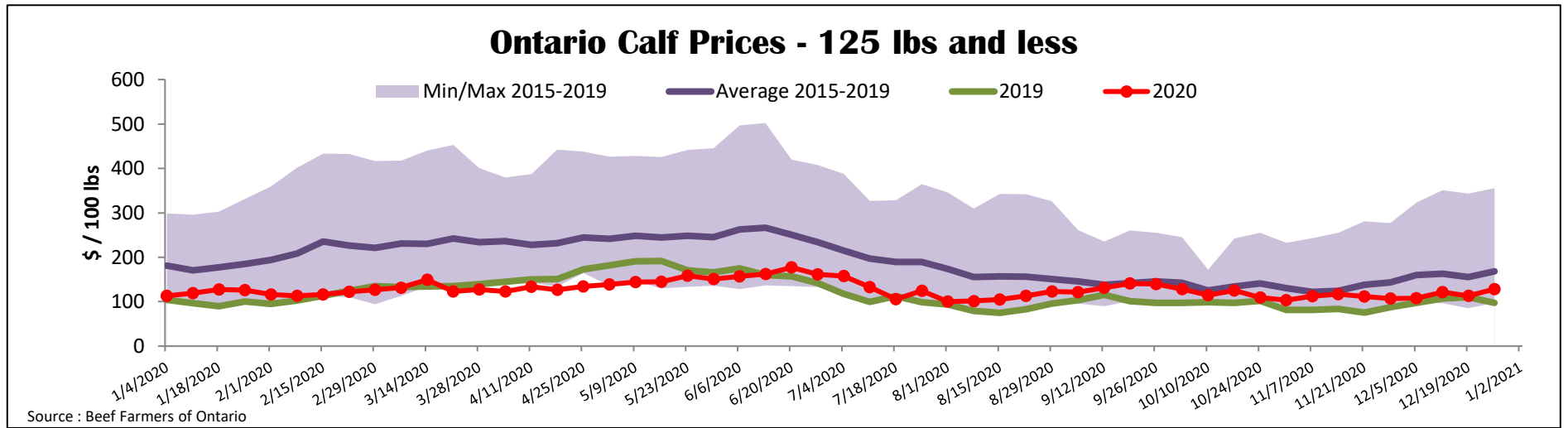
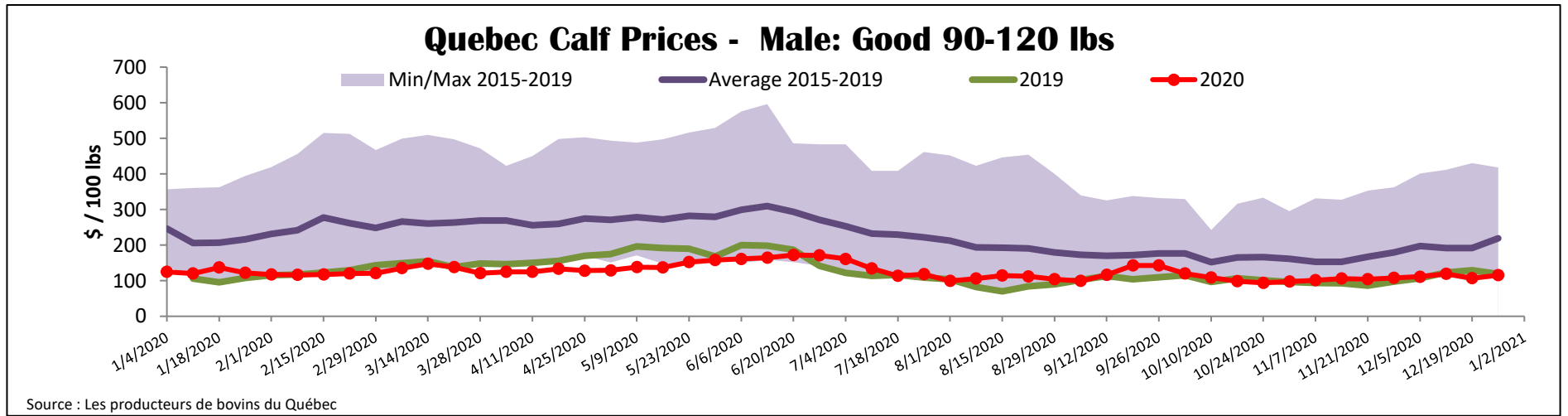
Domestic Exports					Imports				
Total veal (tonnes)	Jan. 1 - Oct. 30, 2020				Total veal (tonnes)	Jan. 1 - Dec. 26, 2020			
	2020	2019	% chg			2020	2019	% chg	
United States	2 001	2 070	-3.3 %		New Zealand	2 183	912	139.5 %	
United Arab Emirates	77	171	-55.3 %		United States	830	1 332	-37.7 %	
Saint Pierre and Miquelon	5	10	-46.8 %		Australia	130	232	-43.9 %	
Others	0	7	-92.7 %		<b>EU-27</b>				
<b>Total</b>	<b>2 083</b>	<b>2 258</b>	<b>-7.8 %</b>		Netherlands	316	368	-14.2 %	
					Others	185	21	-	
					<b>EU-27 total</b>	<b>501</b>	<b>389</b>	<b>28.7 %</b>	
					Others	17	143	-88.0 %	
					<b>Total</b>	<b>3 662</b>	<b>3 008</b>	<b>21.7 %</b>	

Source: Statistics Canada

Source: CFIA



Source : Canadian Beef Grading Agency



<b>United States</b>										
Week ending December 19, 2020										
Federally Inspected Slaughter					Northeast and North Central U.S. Wholesale Price					
			Weekly				November 2020 Wholesale Price			
	2020	2019	% chg	2020	2019	% chg	\$/100 lbs	Simple avg	Min	Max
Milk-fed or nature										
North East & North Central*	3 143	4 420	-28.9 %	176 046	189 167	-6.9 %	307 Rack, Ribeye	N/A	N/A	N/A
Other calves	5 018	7 103	-29.4 %	259 758	377 717	-31.2 %	332 Loin, Trimmed 4x4	610.00	525.00	695.00
	<b>8 161</b>	<b>11 523</b>	<b>-29.2 %</b>	<b>435 804</b>	<b>566 884</b>	<b>-23.1 %</b>	1336 Leg slice, Retail	875.00	825.00	925.00
Production							1312 Osso Buco, Foreshank	760.00	695.00	825.00
Calves (million lbs)	1.2	1.5	-20.0 %	60.6	71.0	-14.6 %	Shoulder Clod, Chuck	610.00	525.00	695.00
Live weight (lbs)	250	229	9.2 %							
Dressed weight (lbs)	145	133	9.0 %							
North East & North Central					Pennsylvania Calf Auction					
(Veal Carcass, Hot Basis – Paid to Producer (Hide off, 255-315 lbs))					Graded Holstein Bull Calves* December 17, 2020					
Special fed : milk fed, nature					\$/100 lbs					
			Weighted Average	Min	Max					
\$US / 100 lbs						Number 1	Weight	Head	Min	Max
Non-Packer & Packers Owned			292.75	285.00	300.00		- 89 lbs	35	70.00	135.00
							90 - 120 lbs	227	50.00	275.00
							+ 120 lbs	12	60.00	120.00
							Beef Cross	82	80.00	305.00
						Number 2	- 100 lbs	122	32.00	100.00
							+ 100 lbs	95	40.00	110.00
							Beef Cross	41	65.00	245.00
						Number 3	- 100 lbs	197	10.00	70.00
							+ 100 lbs	52	20.00	70.00
							Beef Cross	21	35.00	150.00
					* Does not include all head sold					

Source : USDA