

Veal Supply at a Glance - Canada

For week ending October 24, 2020

Quebec Live Auction											
	2020				2019				Volume (YTD)		
	Number	Price (\$ / 100 lbs)			Number	Price (\$ / 100 lbs)			head		
Dairy Calves	(head)	Average	Min	Max	(head)	Average	Min	Max	2020	2019	% chg
Holstein Male											
Good 90 -120 lbs	630	94.00	70.00	115.00	640	101.00	90.00	120.00	25 711	27 204	-5.5 %
Good 121 - 140 lbs	185	99.00	80.00	115.00	176	100.00	90.00	115.00	8 308	8 264	0.5 %
Average 90 - 140 lbs	388	68.00	40.00	110.00	498	78.00	50.00	105.00	19 175	20 119	-4.7 %
Misc. - All weights	165	30.00	10.00	50.00	277	39.00	20.00	70.00	9 961	12 862	-22.6 %
Holstein Female											
Good 90 -120 lbs	67	59.00	30.00	110.00	57	68.00	30.00	125.00	2 947	2 520	16.9 %
Other milk breeds (all weights)	38	41.00	5.00	80.00	27	51.00	30.00	87.00	1 296	1 240	4.5 %
Crossbreeds dairy-butcher (all weights)	346	260.00	100.00	410.00	225	261.00	100.00	380.00	10 837	16 693	-35.1 %
A2 Grain fed veal calves (hide off)	1 423	240.30	n/a	n/a	1 399	245.00	n/a	n/a	62 646	59 233	5.8 %
596 lbs live / 325-353 lbs hide off											

Ontario Live Auction											
	2020				2019				Volume (YTD)		
	Number	Price (\$ / 100 lbs)			Number	Price (\$ / 100 lbs)			head		
	(head)	Average	Min	Max	(head)	Average	Min	Max	2020	2019	% chg
+ 600 lbs	654	123.45	108.52	138.08	749	123.48	104.33	138.97	26 303	31 150	-15.6 %
451 - 600 lbs	39	114.04	96.42	131.88	61	106.34	91.99	122.10	1 770	2 243	-21.1 %
301 - 450 lbs	74	175.02	110.76	235.16	105	118.48	84.10	172.48	1 521	1 860	-18.2 %
126 - 300 lbs	148	104.14	64.18	214.93	165	109.38	63.09	194.78	5 050	5 502	-8.2 %
- 125 lbs	907	109.48	56.58	300.10	848	101.69	45.74	275.62	34 043	35 211	-3.3 %

Source: Beef Farmers of Ontario

Federally Inspected Slaughter									
	Weekly			Year to date			Carcass Weight lbs (Jan.-Sept.)		
	2020	2019	% chg	2020	2019	% chg	2020	2019	% chg
Quebec	3 060	3 200	-4.4 %	130 912	135 713	-3.5 %	347	337	2.8 %
Rest of Canada	0	16	-	1	6 163	-99.98 %	398	374	6.6 %
Canada	3 060	3 216	-4.9 %	130 913	141 876	-7.7 %	347	339	2.4 %

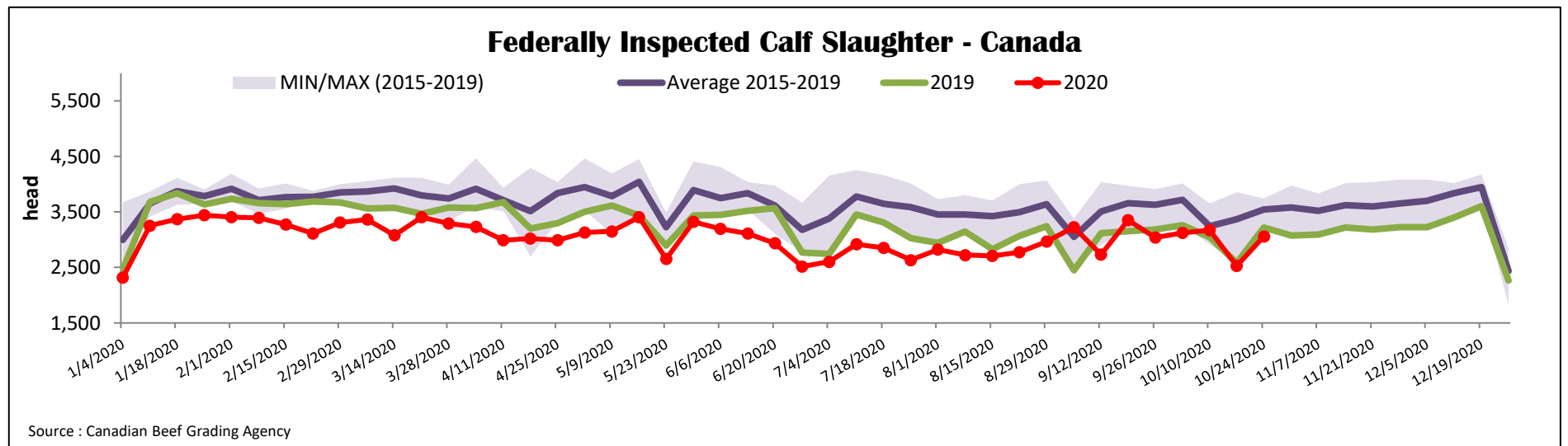
Source: Canadian Beef Grading Agency

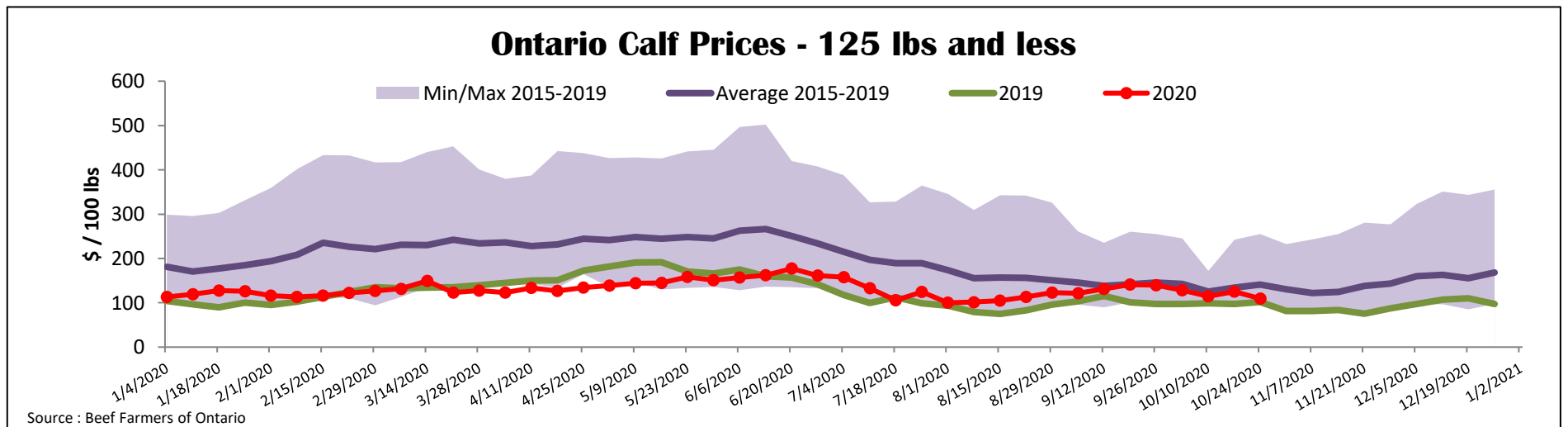
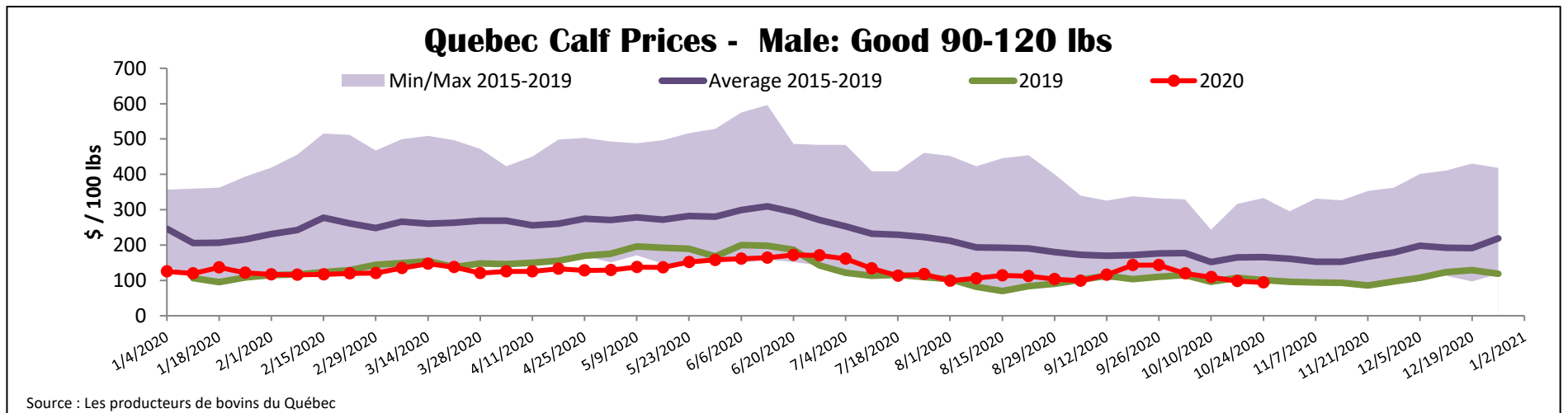
Source: Canadian Food Inspection Agency (CFIA)

Domestic Exports					Imports						
Total veal (tonnes)	Jan. 1 - Aug. 31, 2020				Total veal (tonnes)	Jan. 1 - Oct. 24, 2020					
	2020	2019	% chg		2020	2019	% chg		2020	2019	% chg
United States	1 383	1 816	-23.9 %	New Zealand	1 536	694	121.1 %				
United Arab Emirates	58	141	-59.1 %	United States	728	1 157	-37.1 %				
Saint Pierre and Miquelon	5	7	-26.1 %	Australia	105	232	-54.9 %				
Others	1	7	-	EU-27							
Total	1 446	1 972	-26.6 %	Netherlands	219	271	-19.2 %				
				Others	149	12	-				
				EU-27 total	368	284	29.9 %				
				Others	0	23	-				
				Total	2 737	2 390	14.5 %				

Source: Statistics Canada

Source: CFIA





United States										
Week ending October 17, 2020										
Federally Inspected Slaughter					Northeast and North Central U.S. Wholesale Price					
	Weekly			Year to date			September 2020 Wholesale Price			
Milk-fed or nature	2020	2019	% chg	2020	2019	% chg	\$/100 lbs	Simple avg	Min	Max
North East & North Central*	3 706	4 440	-16.5 %	149 268	152 634	-2.2 %	307 Rack, Ribeye	1 950.00	1 950.00	1 950.00
Other calves	4 610	7 544	-38.9 %	210 975	312 215	-32.4 %	332 Loin, Trimmed 4x4	610.00	525.00	695.00
Total	8 316	11 984	-30.6 %	360 243	464 849	-22.5 %	1336 Leg slice, Retail	875.00	825.00	925.00
Production							1312 Osso Buco, Foreshank	845.00	695.00	995.00
Calves (million lbs)	1.2	1.5	-20.0 %	50.1	57.9	-13.5 %	Shoulder Clod, Chuck	600.00	525.00	675.00
Live weight (lbs)	247	224	10.3 %							
Dressed weight (lbs)	144	130	10.8 %							
North East & North Central					Pennsylvania Calf Auction					
(Veal Carcass, Hot Basis – Paid to Producer (Hide off, 255-315 lbs))					Graded Holstein Bull Calves* October 16, 2020					
Special fed : milk fed, nature					\$/ 100 lbs					
\$US / 100 lbs	Weighted Average Price			Min	Max					
Non-Packer & Packers Owned	288.67			275.00	300.00					
						Number 1	Weight	Head	Min	Max
							- 89 lbs	23	55.00	112.50
							90 - 120 lbs	132	80.00	145.00
							+ 120 lbs	12	95.00	120.00
							Beef Cross	63	120.00	230.00
						Number 2	- 100 lbs	81	40.00	115.00
							+ 100 lbs	116	70.00	125.00
							Beef Cross	16	100.00	205.00
						Number 3	- 100 lbs	166	10.00	95.00
							+ 100 lbs	45	20.00	90.00
							Beef Cross	16	40.00	130.00
						* Does not include all head sold				

Source : USDA