

Veal Supply at a Glance - Canada

For week ending October 3, 2020

Quebec Live Auction											
	2020				2019				Volume (YTD)		
	Number	Price (\$ / 100 lbs)			Number	Price (\$ / 100 lbs)			head		
Dairy Calves	(head)	Average	Min	Max	(head)	Average	Min	Max	2020	2019	% chg
Holstein Male											
Good 90 -120 lbs	617	120.00	100.00	140.00	723	115.00	80.00	145.00	23 833	25 276	-5.7 %
Good 121 - 140 lbs	162	125.00	100.00	140.00	185	117.00	100.00	140.00	7 763	7 770	-0.1 %
Average 90 - 140 lbs	473	99.00	80.00	130.00	510	88.00	50.00	120.00	17 881	18 705	-4.4 %
Misc. - All weights	357	44.00	20.00	85.00	301	35.00	20.00	55.00	9 297	12 020	-22.7 %
Holstein Female											
Good 90 -120 lbs	79	101.00	55.00	180.00	59	77.00	30.00	120.00	2 731	2 329	17.3 %
Other milk breeds (all weights)	27	70.00	30.00	130.00	28	59.00	20.00	110.00	1 198	1 151	4.1 %
Crossbreeds dairy-butcher (all weights)	354	257.00	100.00	420.00	567	189.00	75.00	340.00	9 841	16 207	-39.3 %
A2 Grain fed veal calves (hide off)	1 422	235.90	n/a	n/a	1 167	221.50	n/a	n/a	58 418	55 295	5.6 %
596 lbs live / 325-353 lbs hide off											

Ontario Live Auction											
	2020				2019				Volume (YTD)		
	Number	Price (\$ / 100 lbs)			Number	Price (\$ / 100 lbs)			head		
	(head)	Average	Min	Max	(head)	Average	Min	Max	2020	2019	% chg
+ 600 lbs	573	125.87	111.71	140.28	633	117.35	104.88	129.23	24 570	29 212	-15.9 %
451 - 600 lbs	37	107.37	88.65	123.57	54	93.81	74.93	112.35	1 685	2 075	-18.8 %
301 - 450 lbs	45	164.30	118.37	210.98	71	134.93	96.64	165.92	1 370	1 641	-16.5 %
126 - 300 lbs	139	105.04	67.48	217.49	115	110.53	58.67	221.38	4 727	5 089	-7.1 %
- 125 lbs	823	128.16	70.53	291.61	996	97.51	40.97	239.48	31 523	32 713	-3.6 %

Source: Beef Farmers of Ontario

Federally Inspected Slaughter									
	Weekly			Year to date			Carcass Weight lbs (Jan.-Aug.)		
	2020	2019	% chg	2020	2019	% chg	2020	2019	% chg
Quebec	3 122	3 257	-4.1 %	122 154	126 914	-3.8 %	346	338	2.2 %
Rest of Canada	0	5	-	1	6 120	-99.98 %	398	373	6.7 %
Canada	3 122	3 262	-4.3 %	122 155	133 034	-8.2 %	346	340	1.7 %

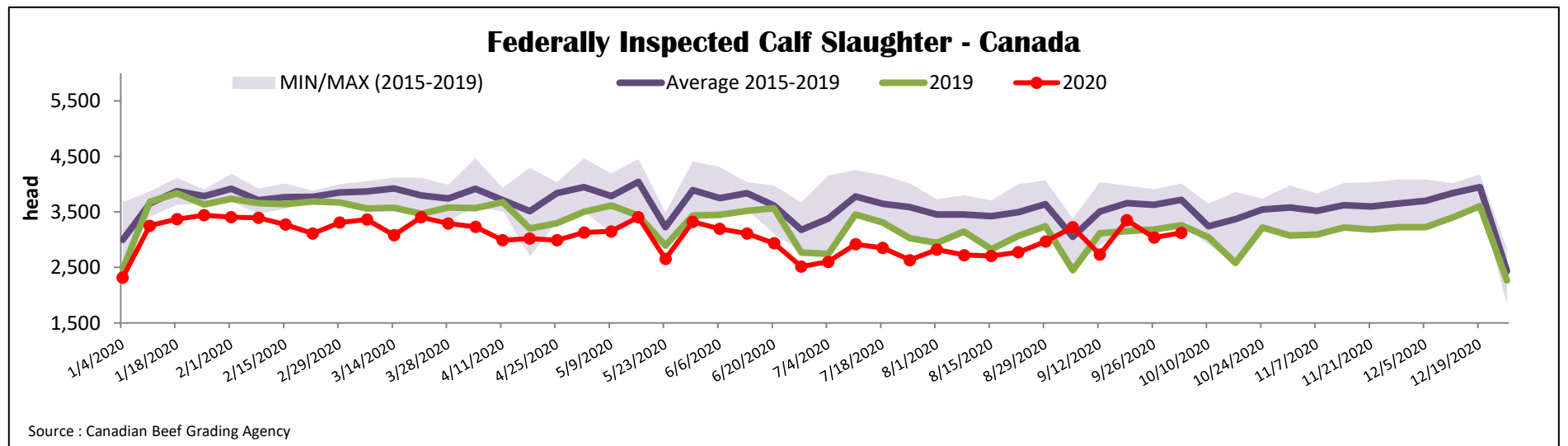
Source: Canadian Beef Grading Agency

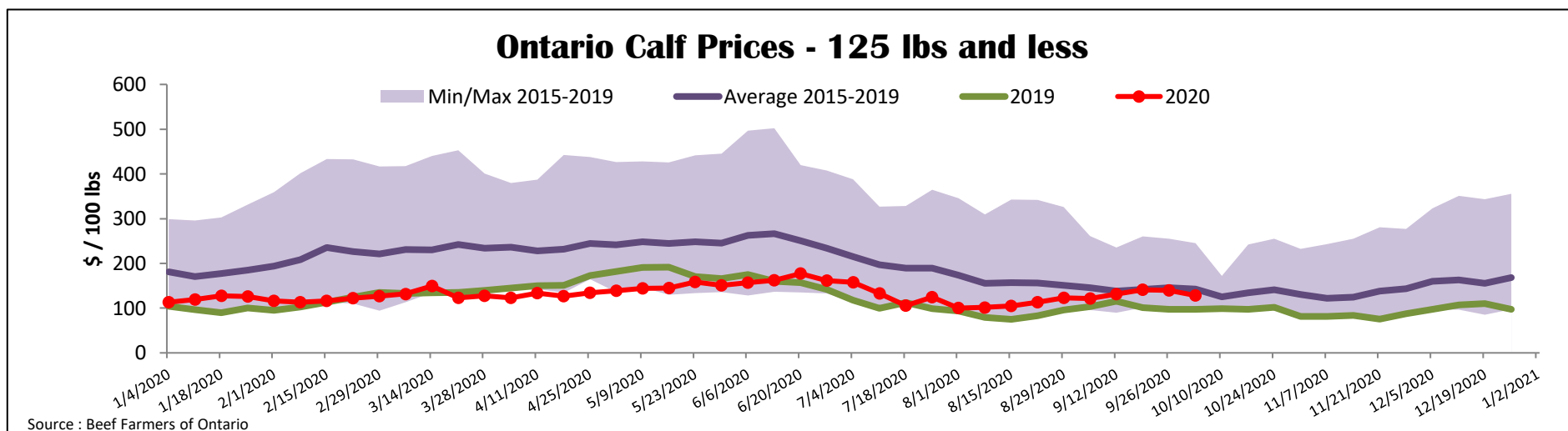
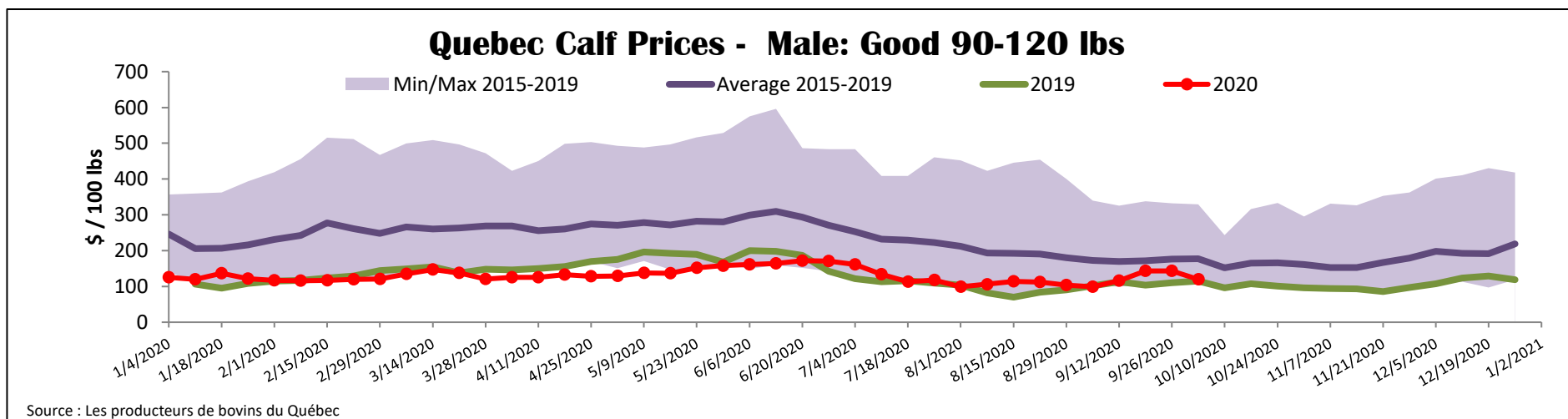
Source: Canadian Food Inspection Agency (CFIA)

Domestic Exports					Imports						
Total veal (tonnes)	Jan. 1 - Aug. 31, 2020				Total veal (tonnes)	Jan. 1 - Oct. 3, 2020					
	2020	2019	% chg		2020	2019	% chg		2020	2019	% chg
United States	1 383	1 816	-23.9 %	New Zealand	1 012	387	161.6 %	United States	623	1 108	-43.8 %
United Arab Emirates	58	141	-59.1 %	Australia	105	217	-51.8 %	EU-27			
Saint Pierre and Miquelon	5	7	-26.1 %	Netherlands	191	257	-25.6 %	Others	120	12	-
Others	1	7	-	EU-27 total	312	270	15.6 %	Others	0	23	-
Total	1 446	1 972	-26.6 %	Total	2 051	2 004	2.3 %				

Source: Statistics Canada

Source: CFIA





United States										
Week ending September 26, 2020										
Federally Inspected Slaughter					Northeast and North Central U.S. Wholesale Price					
	Weekly			Year to date			August 2020 Wholesale Price			
Milk-fed or nature	2020	2019	% chg	2020	2019	% chg	\$/100 lbs	Simple avg	Min	Max
North East & North Central*	3 350	4 121	-18.7 %	138 137	140 097	-1.4 %	307 Rack, Ribeye	1 950.00	1 950.00	1 950.00
Other calves	3 694	8 237	-55.2 %	197 685	288 937	-31.6 %	332 Loin, Trimmed 4x4	610.00	525.00	695.00
Total	7 044	12 358	-43.0 %	335 822	429 034	-21.7 %	1336 Leg slice, Retail	875.00	825.00	925.00
Production							1312 Osso Buco, Foreshank	845.00	695.00	995.00
Calves (million lbs)	1.1	1.5	-26.7 %	46.5	53.4	-12.9 %	Shoulder Clod, Chuck	600.00	525.00	675.00
Live weight (lbs)	268	209	28.2 %							
Dressed weight (lbs)	156	121	28.9 %							
North East & North Central					Pennsylvania Calf Auction					
(Veal Carcass, Hot Basis – Paid to Producer (Hide off, 255-315 lbs))					Graded Holstein Bull Calves* September 25, 2020					
Special fed : milk fed, nature					\$/ 100 lbs					
\$US / 100 lbs	Weighted Average Price			Min	Max					
Non-Packer & Packers Owned	285.46			275.00	300.00					
						Number 1	Weight	Head	Min	Max
							- 89 lbs	16	60.00	115.00
							90 - 120 lbs	140	60.00	160.00
							+ 120 lbs	3	70.00	80.00
							Beef Cross	57	135.00	260.00
						Number 2	- 100 lbs	102	35.00	125.00
							+ 100 lbs	113	40.00	130.00
							Beef Cross	14	90.00	180.00
						Number 3	- 100 lbs	201	20.00	85.00
							+ 100 lbs	52	22.50	90.00
							Beef Cross	6	60.00	145.00
						* Does not include all head sold				

Source : USDA