

Veal Supply at a Glance - Canada

For week ending August 29, 2020

Quebec Live Auction											
	2020				2019				Volume (YTD)		
	Number	Price (\$ / 100 lbs)			Number	Price (\$ / 100 lbs)			head		
Dairy Calves	(head)	Average	Min	Max	(head)	Average	Min	Max	2020	2019	% chg
Holstein Male											
Good 90 -120 lbs	707	104.00	80.00	120.00	750	90.00	70.00	110.00	20 499	21 694	-5.5 %
Good 121 - 140 lbs	153	102.00	80.00	115.00	150	91.00	78.00	110.00	6 802	6 904	-1.5 %
Average 90 - 140 lbs	467	69.00	30.00	105.00	508	63.00	40.00	85.00	15 611	16 221	-3.8 %
Misc. - All weights	275	35.00	20.00	60.00	298	33.00	14.00	60.00	7 876	10 386	-24.2 %
Holstein Female											
Good 90 -120 lbs	71	75.00	20.00	200.00	59	56.00	20.00	120.00	2 356	1 984	18.8 %
Other milk breeds (all weights)	46	63.00	30.00	132.00	28	45.00	11.00	130.00	1 020	969	5.3 %
Crossbreeds dairy-butcher (all weights)	285	325.00	150.00	505.00	521	244.00	100.00	385.00	8 139	13 407	-39.3 %
A2 Grain fed veal calves (hide off)	1 372	230.30	n/a	n/a	1 165	215.00	n/a	n/a	51 099	49 547	3.1 %
596 lbs live / 325-353 lbs hide off											

Ontario Live Auction											
	2020				2019				Volume (YTD)		
	Number	Price (\$ / 100 lbs)			Number	Price (\$ / 100 lbs)			head		
	(head)	Average	Min	Max	(head)	Average	Min	Max	2020	2019	% chg
+ 600 lbs	566	120.95	109.66	132.56	679	101.33	85.20	114.57	21 767	25 856	-15.8 %
451 - 600 lbs	36	106.92	100.00	113.78	53	83.28	66.08	101.70	1 528	1 767	-13.5 %
301 - 450 lbs	20	103.95	82.05	118.18	19	106.77	73.16	114.53	1 190	1 373	-13.3 %
126 - 300 lbs	100	114.23	55.74	235.24	117	101.49	67.92	197.60	4 102	4 467	-8.2 %
- 125 lbs	864	123.11	57.46	352.40	826	96.16	52.78	293.04	27 304	28 115	-2.9 %

Source: Beef Farmers of Ontario

Federally Inspected Slaughter									
	Weekly			Year to date			Carcass Weight lbs (Jan.-July.)		
	2020	2019	% chg	2020	2019	% chg	2020	2019	% chg
Quebec	2 969	3 034	-2.1 %	106 685	112 182	-4.9 %	345	338	2.0 %
Rest of Canada	0	208	-	1	5 692	-99.98 %	449	375	19.7 %
Canada	2 969	3 242	-8.4 %	106 686	117 874	-9.5 %	345	340	1.5 %

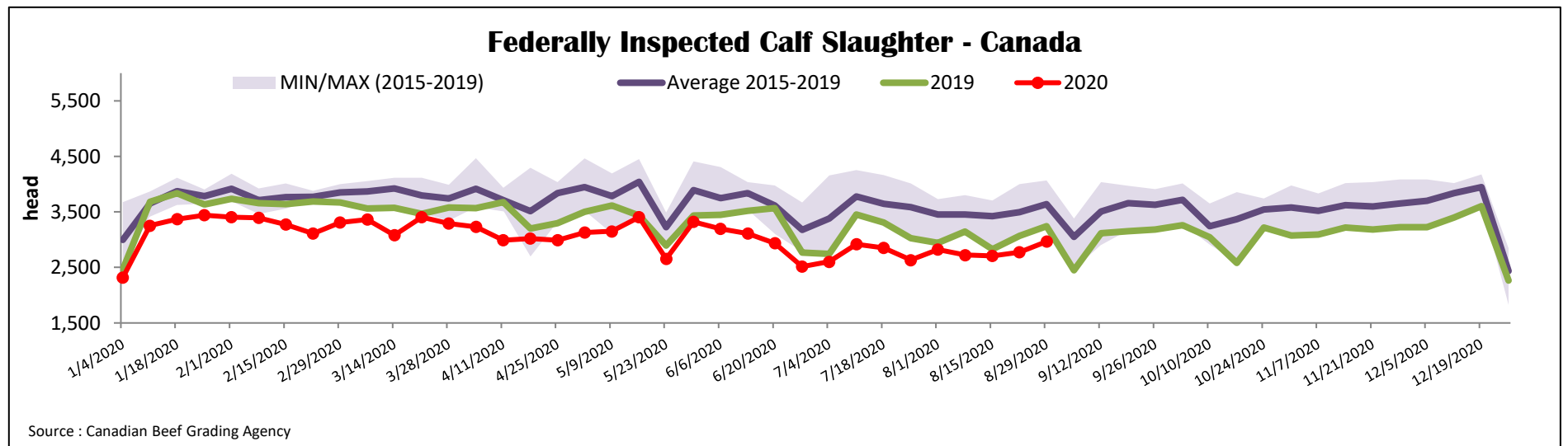
Source: Canadian Beef Grading Agency

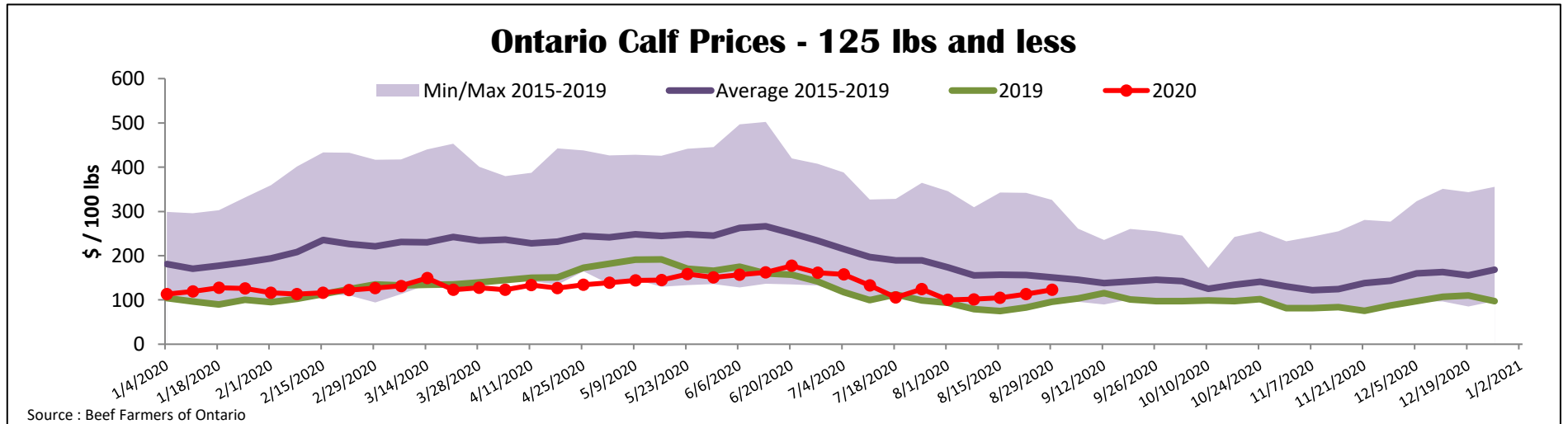
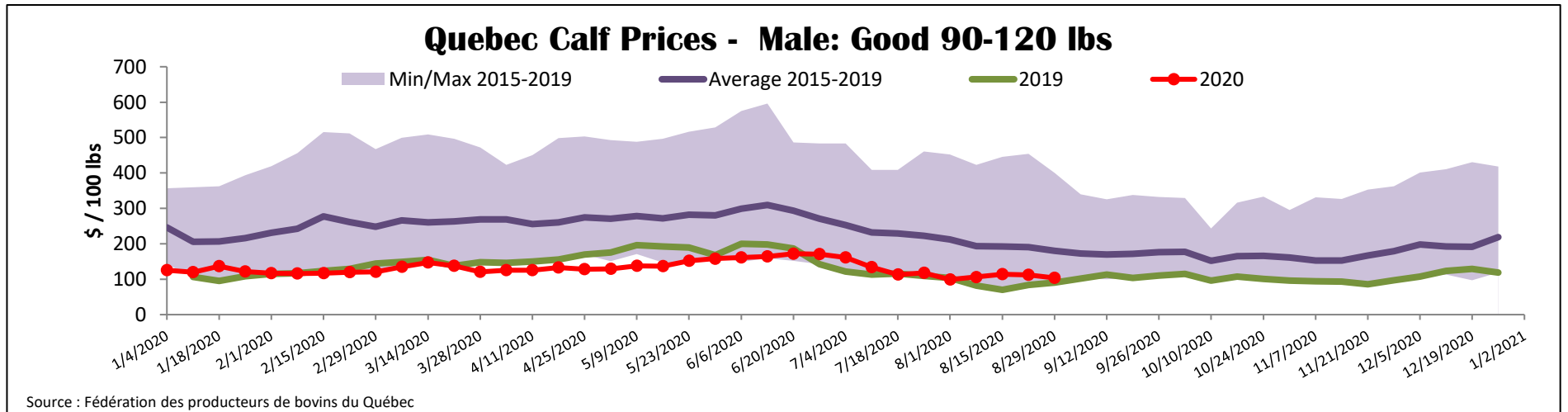
Source: Canadian Food Inspection Agency (CFIA)

Domestic Exports					Imports						
Total veal (tonnes)	Jan. 1 - July 31, 2020				Total veal (tonnes)	Jan. 1 - Aug. 29, 2020					
	2020	2019	% chg		2020	2019	% chg		2020	2019	% chg
United States	1 168	1 554	-24.8 %	United States	511	969	-47.3 %	New Zealand	182	68	-
United Arab Emirates	51	131	-60.6 %	New Zealand	105	192	-45.3 %	Australia	105	192	-45.3 %
Saint Pierre and Miquelon	5	7	-22.7 %	Australia	183	219	-16.8 %	EU-27			
Others	0	7	-	Netherlands	84	1	-	Netherlands	183	219	-16.8 %
Total	1 225	1 698	-27.9 %	Others	266	220	21.0 %	Others	84	1	-
				EU-27 total	266	220	21.0 %	Others	0	23	-
				Others	1 063	1 472	-27.8 %	Total	1 063	1 472	-27.8 %

Source: Statistics Canada

Source: CFIA





United States

Week ending August 22, 2020

Federally Inspected Slaughter				Northeast and North Central U.S. Wholesale Price						
Weekly			Year to date			July 2020 Wholesale Price				
	2020	2019	% chg	2020	2019	% chg	\$/100 lbs	Simple avg	Min	Max
Milk-fed or nature	3 547	3 667	-3.3 %	122 331	121 236	0.9 %	307 Rack, Ribeye	1 950.00	1 950.00	1 950.00
North East & North Central*	4 220	7 577	-44.3 %	177 624	249 803	-28.9 %	332 Loin, Trimmed 4x4	610.00	525.00	695.00
Total	7 767	11 244	-30.9 %	299 955	371 039	-19.2 %	1336 Leg slice, Retail	900.00	825.00	975.00
Production							1312 Osso Buco, Foreshank	845.00	695.00	995.00
Calves (million lbs)	1.1	1.3	-15.4 %	41.1	46.4	-11.4 %	Shoulder Clod, Chuck	600.00	525.00	675.00
Live weight (lbs)	252	208	21.2 %							
Dressed weight (lbs)	147	120	22.5 %							

Source : USDA

North East & North Central				Pennsylvania Calf Auction					
(Veal Carcass, Hot Basis – Paid to Producer (Hide off, 255-315 lbs))				Graded Holstein Bull Calves* August 21, 2020					
Special fed : milk fed, nature				\$/ 100 lbs					
\$US / 100 lbs	Weighted Average Price		Min	Max	Weight	Head	Min	Max	
	283.52	275.00	300.00		Number 1	- 89 lbs	36	90.00	115.00
						90 - 120 lbs	146	90.00	170.00
						+ 120 lbs	6	110.00	135.00
						Beef Cross	49	130.00	245.00
					Number 2	- 100 lbs	109	45.00	130.00
						+ 100 lbs	80	60.00	140.00
						Beef Cross	28	125.00	210.00
					Number 3	- 100 lbs	167	10.00	110.00
						+ 100 lbs	31	45.00	130.00
						Beef Cross	12	60.00	145.00

* Does not include all head sold

Source : USDA