

Veal Supply at a Glance - Canada

For week ending August 15, 2020

Quebec Live Auction											
	2020				2019				Volume (YTD)		
	Number	Price (\$ / 100 lbs)			Number	Price (\$ / 100 lbs)			head		
Dairy Calves	(head)	Average	Min	Max	(head)	Average	Min	Max	2020	2019	% chg
Holstein Male											
Good 90 -120 lbs	714	114.00	100.00	130.00	697	70.00	55.00	90.00	19 003	20 419	-6.9 %
Good 121 - 140 lbs	170	116.00	80.00	140.00	185	74.00	60.00	100.00	6 438	6 618	-2.7 %
Average 90 - 140 lbs	408	87.00	60.00	120.00	490	51.00	30.00	70.00	14 710	15 437	-4.7 %
Misc. - All weights	195	38.00	10.00	60.00	365	30.00	15.00	40.00	7 347	9 910	-25.9 %
Holstein Female											
Good 90 -120 lbs	58	77.00	30.00	120.00	49	53.00	20.00	120.00	2 191	1 894	15.7 %
Other milk breeds (all weights)	25	48.00	17.00	90.00	37	44.00	16.00	100.00	937	897	4.5 %
Crossbreeds dairy-butcher (all weights)	294	188.00	100.00	265.00	478	209.00	50.00	370.00	7 554	12 553	-39.8 %
A2 Grain fed veal calves (hide off)	1 458	230.00	n/a	n/a	1 172	215.00	n/a	n/a	48 304	47 299	2.1 %
596 lbs live / 325-353 lbs hide off											

Ontario Live Auction											
	2020				2019				Volume (YTD)		
	Number	Price (\$ / 100 lbs)			Number	Price (\$ / 100 lbs)			head		
	(head)	Average	Min	Max	(head)	Average	Min	Max	2020	2019	% chg
+ 600 lbs	609	118.63	108.23	134.29	669	99.13	83.09	115.40	20 559	24 499	-16.1 %
451 - 600 lbs	45	101.56	84.93	119.95	47	73.57	60.26	85.41	1 463	1 648	-11.2 %
301 - 450 lbs	33	103.04	83.61	130.14	62	89.48	77.98	94.41	1 138	1 327	-14.2 %
126 - 300 lbs	112	118.03	81.42	173.70	131	84.97	52.24	170.78	3 895	4 209	-7.5 %
- 125 lbs	829	104.78	55.65	224.84	881	74.98	38.34	175.99	25 508	26 377	-3.3 %

Source: Beef Farmers of Ontario

Federally Inspected Slaughter									
	Weekly			Year to date			Carcass Weight lbs (Jan.-June.)		
	2020	2019	% chg	2020	2019	% chg	2020	2019	% chg
Quebec	2 707	2 612	3.6 %	100 940	106 291	-5.0 %	345	338	2.0 %
Rest of Canada	0	214	-	1	5 273	-99.98 %	449	365	22.8 %
Canada	2 707	2 826	-4.2 %	100 941	111 564	-9.5 %	345	339	1.7 %

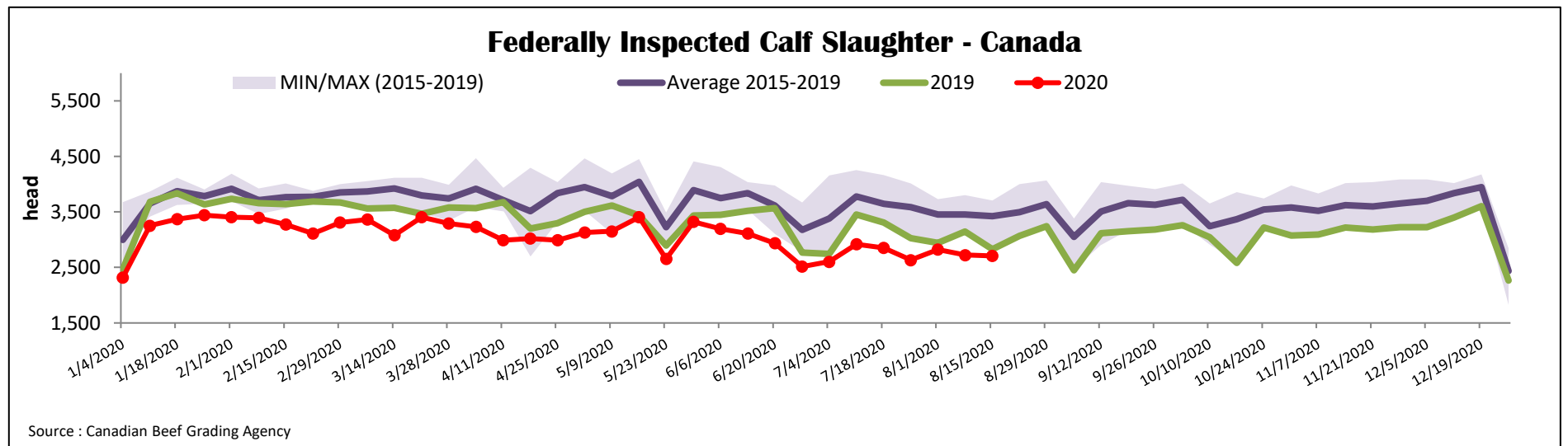
Source: Canadian Beef Grading Agency

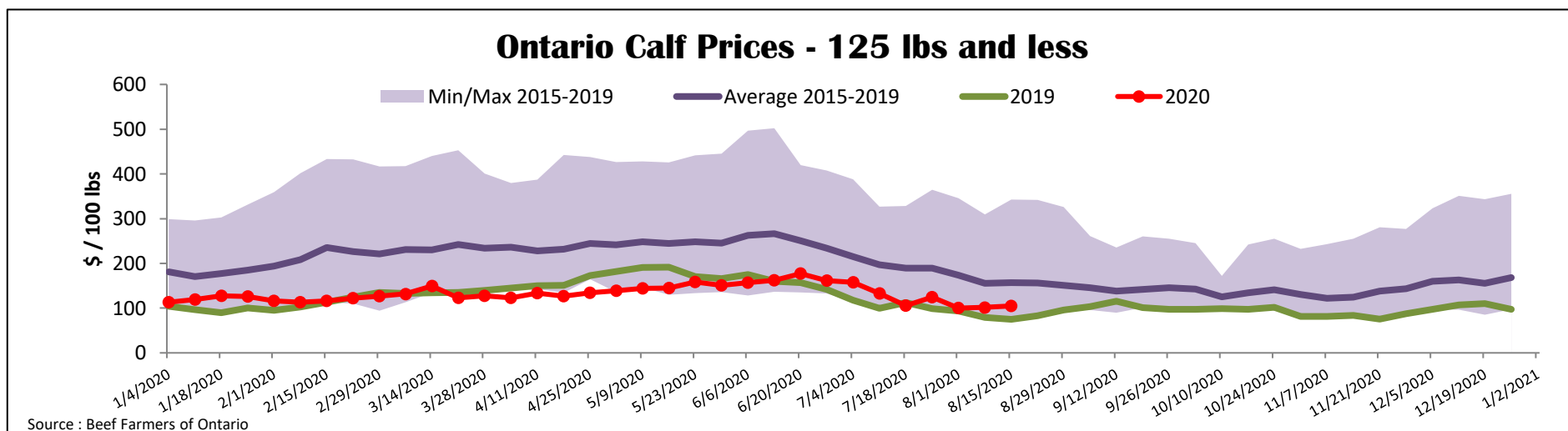
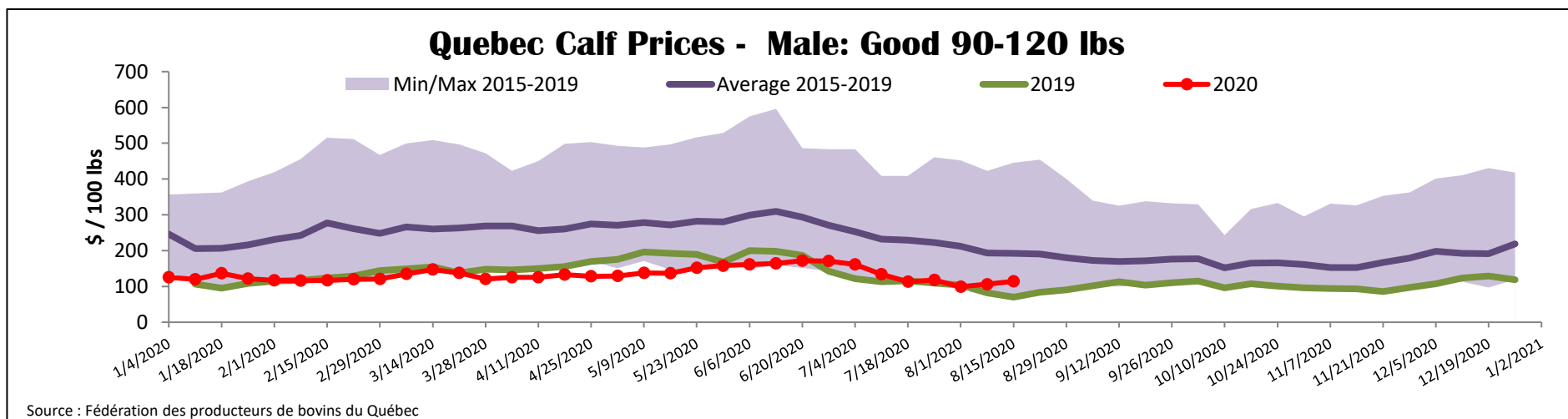
Source: Canadian Food Inspection Agency (CFIA)

Domestic Exports					Imports						
Total veal (tonnes)	Jan. 1 - June 30, 2020				Total veal (tonnes)	Jan. 1 - Aug. 15, 2020					
	2020	2019	% chg		2020	2019	% chg		2020	2019	% chg
United States	956	1 319	-27.6 %	United States	487	933	-47.7 %	New Zealand	108	49	-
United Arab Emirates	46	126	-63.3 %	New Zealand	108	49	-	Australia	105	181	-42.3 %
Saint Pierre and Miquelon	5	6	-14.1 %	Australia	105	181	-42.3 %	EU-27			
Others	0	5	-	Netherlands	155	215	-27.7 %	Others	84	1	-
Total	1 007	1 456	-30.9 %	EU-27 total	239	216	10.9 %	Others	0	23	-
				Total	940	1 402	-33.0 %				

Source: Statistics Canada

Source: CFIA





United States

Week ending August 8, 2020

Federally Inspected Slaughter				Northeast and North Central U.S. Wholesale Price						
Weekly			Year to date			July 2020 Wholesale Price				
Milk-fed or nature	2020	2019	% chg	2020	2019	% chg	\$/100 lbs	Simple avg	Min	Max
North East & North Central*	3 643	3 532	3.1 %	114 896	114 181	0.6 %	307 Rack, Ribeye	1 950.00	1 950.00	1 950.00
Other calves	4 719	8 064	-41.5 %	168 756	234 527	-28.0 %	332 Loin, Trimmed 4x4	610.00	525.00	695.00
Total	8 362	11 596	-27.9 %	283 652	348 708	-18.7 %	1336 Leg slice, Retail	900.00	825.00	975.00
Production							1312 Osso Buco, Foreshank	845.00	695.00	995.00
Calves (million lbs)	1.2	1.3	-7.7 %	38.8	43.9	-11.6 %	Shoulder Clod, Chuck	600.00	525.00	675.00
Live weight (lbs)	239	202	18.3 %							
Dressed weight (lbs)	139	116	19.8 %							

Source : USDA

North East & North Central				Pennsylvania Calf Auction					
(Veal Carcass, Hot Basis – Paid to Producer (Hide off, 255-315 lbs))				Graded Holstein Bull Calves* August 7, 2020					
Special fed : milk fed, nature				\$/ 100 lbs					
\$US / 100 lbs	Weighted Average Price		Min	Max	Number 1	Weight	Head	Min	Max
	281.26		260.00	300.00		- 89 lbs	27	55.00	135.00
	281.26		260.00	300.00		90 - 120 lbs	181	62.50	150.00
	281.26		260.00	300.00		+ 120 lbs	9	90.00	125.00
	281.26		260.00	300.00		Beef Cross	60	150.00	295.00
	281.26		260.00	300.00	Number 2	- 100 lbs	114	30.00	107.00
	281.26		260.00	300.00		+ 100 lbs	62	30.00	115.00
	281.26		260.00	300.00		Beef Cross	24	110.00	220.00
	281.26		260.00	300.00	Number 3	- 100 lbs	151	10.00	80.00
	281.26		260.00	300.00		+ 100 lbs	35	20.00	85.00

* Does not include all head sold

Source : USDA

Source : USDA

Prepared by : Redmeat Section, Agriculture and Agri-Food Canada

Contact : Julie Dawson

Website : <http://www.agr.gc.ca/redmeat>

613 773 0149 or Julie.Dawson@canada.ca