

Veal Supply at a Glance - Canada

For week ending July 25, 2020

Quebec Live Auction											
	2020				2019				Volume (YTD)		
	Number	Price (\$ / 100 lbs)			Number	Price (\$ / 100 lbs)			head		
Dairy Calves	(head)	Average	Min	Max	(head)	Average	Min	Max	2020	2019	% chg
Holstein Male											
Good 90 -120 lbs	297	118.00	70.00	140.00	499	109.00	75.00	130.00	16 989	18 364	-7.5 %
Good 121 - 140 lbs	78	128.00	80.00	230.00	123	111.00	70.00	150.00	5 835	6 015	-3.0 %
Average 90 - 140 lbs	262	84.00	50.00	110.00	383	75.00	30.00	115.00	13 230	13 800	-4.1 %
Misc. - All weights	59	37.00	20.00	60.00	104	35.00	20.00	60.00	6 538	8 820	-25.9 %
Holstein Female											
Good 90 -120 lbs	60	89.00	40.00	170.00	57	64.00	30.00	180.00	1 986	1 696	17.1 %
Other milk breeds (all weights)	2	60.00	55.00	65.00	11	50.00	20.00	90.00	807	781	3.3 %
Crossbreeds dairy-butcher (all weights)	134	187.00	110.00	350.00	275	230.00	50.00	370.00	6 607	11 009	-40.0 %
A2 Grain fed veal calves (hide off)	1 418	230.10	n/a	n/a	1 250	215.10	n/a	n/a	44 150	43 694	1.0 %
596 lbs live / 325-353 lbs hide off											

Ontario Live Auction											
	2020				2019				Volume (YTD)		
	Number	Price (\$ / 100 lbs)			Number	Price (\$ / 100 lbs)			head		
	(head)	Average	Min	Max	(head)	Average	Min	Max	2020	2019	% chg
+ 600 lbs	713	127.19	109.17	144.10	639	94.05	81.97	107.59	18 538	22 293	-16.8 %
451 - 600 lbs	60	94.12	78.80	111.27	45	82.21	67.53	96.09	1 344	1 488	-9.7 %
301 - 450 lbs	35	140.97	113.81	154.83	20	128.88	103.35	159.80	1 025	1 191	-13.9 %
126 - 300 lbs	126	108.99	66.53	220.59	129	99.23	63.38	194.60	3 546	3 841	-7.7 %
- 125 lbs	959	124.70	65.85	278.98	1 052	98.51	52.35	232.79	22 985	23 423	-1.9 %

Source: Beef Farmers of Ontario

Federally Inspected Slaughter									
	Weekly			Year to date			Carcass Weight lbs (Jan.-June.)		
	2020	2019	% chg	2020	2019	% chg	2020	2019	% chg
Quebec	2 633	2 862	-8.0 %	92 686	97 903	-5.3 %	345	338	2.0 %
Rest of Canada	0	163	-	1	4 746	-99.98 %	449	365	22.8 %
Canada	2 633	3 025	-13.0 %	92 687	102 649	-9.7 %	345	339	1.7 %

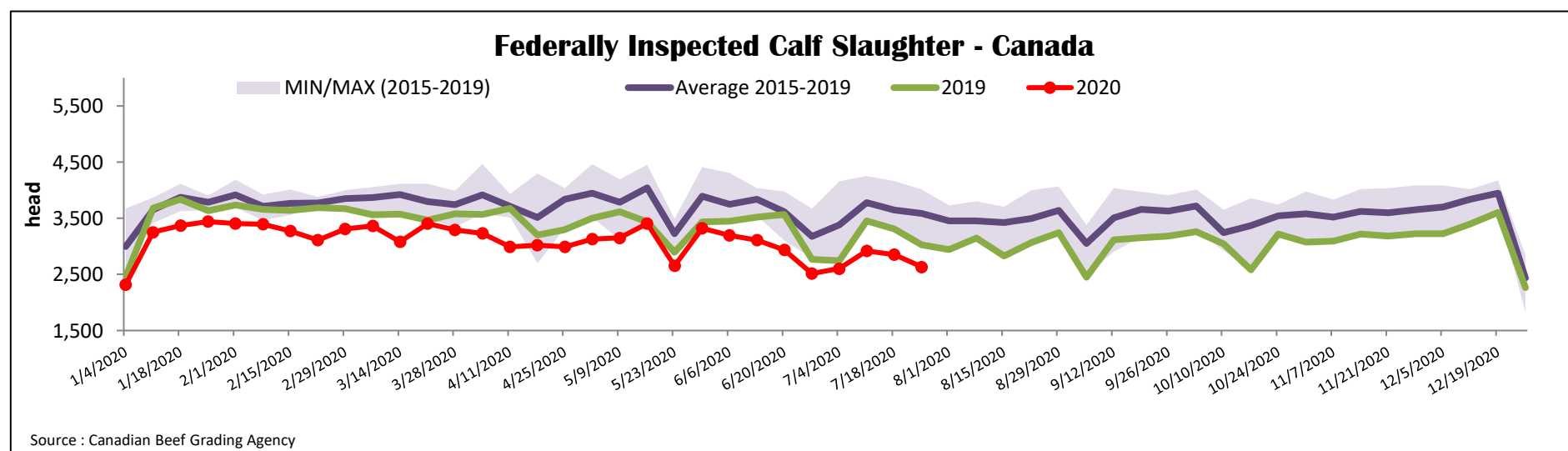
Source: Canadian Beef Grading Agency

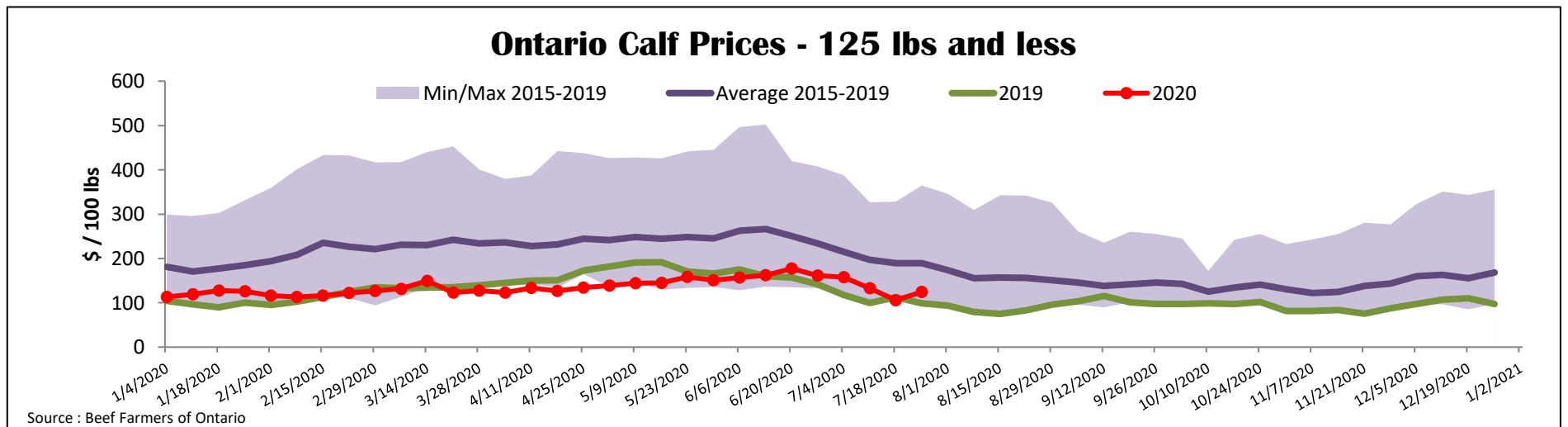
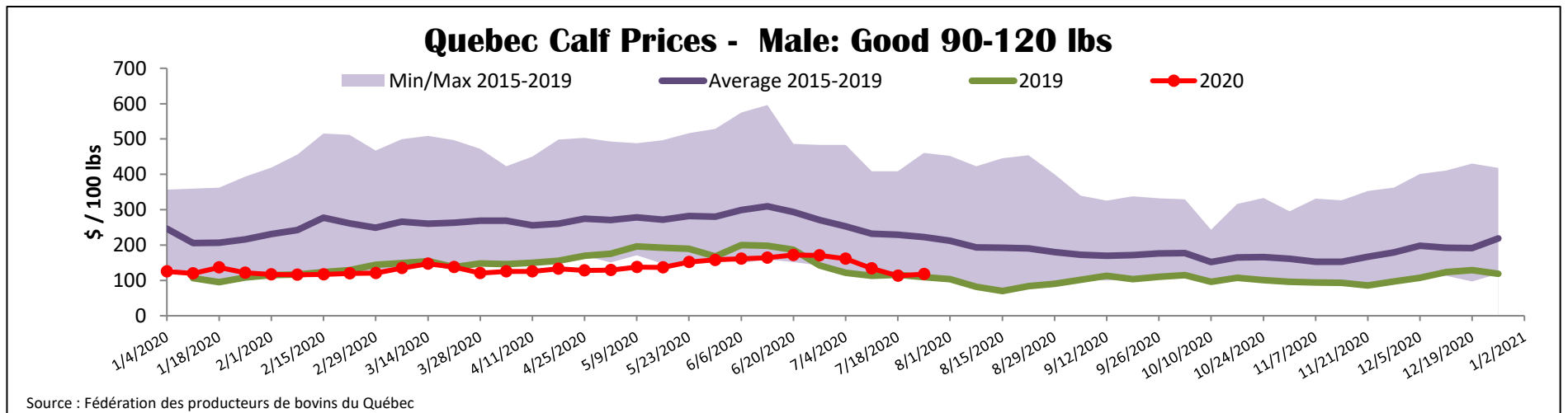
Source: Canadian Food Inspection Agency (CFIA)

Domestic Exports					Imports						
Total veal (tonnes)	Jan. 1 - May 31, 2020				Total veal (tonnes)	Jan. 1 - July 25, 2020					
	2020	2019	% chg		2020	2019	% chg		2020	2019	% chg
United States	757	1 149	-34.1 %	United States	440	925	-52.5 %				
United Arab Emirates	40	115	-65.2 %	New Zealand	108	49	-				
Saint Pierre and Miquelon	5	5	2.1 %	Australia	105	146	-28.5 %				
Others	0	5	-	EU-27							
Total	802	1 274	-37.0 %	Netherlands	151	213	-28.9 %				
				Others	38	1	-				
				EU-27 total	189	213	-11.3 %				
				Total	842	1 334	-36.9 %				

Source: Statistics Canada

Source: CFIA





United States										
Week ending July 18, 2020										
Federally Inspected Slaughter					Northeast and North Central U.S. Wholesale Price					
Weekly			Year to date			June 2020 Wholesale Price				
Milk-fed or nature	2020	2019	% chg	2020	2019	% chg	\$/100 lbs	Simple avg	Min	Max
North East & North Central*	3 519	3 517	0.1 %	103 796	103 703	0.1 %	307 Rack, Ribeye	1 950.00	1 950.00	1 950.00
Other calves	5 410	7 830	-30.9 %	153 712	209 726	-26.7 %	332 Loin, Trimmed 4x4	610.00	525.00	695.00
Total	8 929	11 347	-21.3 %	257 508	313 429	-17.8 %	1336 Leg slice, Retail	900.00	825.00	975.00
Production							1312 Osso Buco, Foreshank	695.00	995.00	845.00
Calves (million lbs)	1.2	1.3	-7.7 %	35.1	39.9	-12.0 %	Shoulder Clod, Chuck	600.00	525.00	675.00
Live weight (lbs)	243	203	19.7 %							
Dressed weight (lbs)	140	116	20.7 %							
Source : USDA					Source : USDA					
North East & North Central					Pennsylvania Calf Auction					
(Veal Carcass, Hot Basis – Paid to Producer (Hide off, 255-315 lbs))					Graded Holstein Bull Calves July 17, 2020					
Special fed : milk fed, nature					\$/ 100 lbs					
\$US / 100 lbs	Weighted Average Price			Min	Max	Number 1	Weight	Head	Min	Max
	282.30			260.00	300.00		- 89 lbs	11	60.00	110.00
	Non-Packer & Packers Owned*						90 - 120 lbs	133	65.00	135.00
							+ 120 lbs	8	90.00	125.00
							Beef Cross	28	120.00	290.00
							Number 2	- 100 lbs	95	35.00
								+ 100 lbs	96	50.00
							Number 3	- 100 lbs	193	10.00
								+ 100 lbs	49	30.00
Source : USDA					Source : USDA					
* Does not include all head sold										