

### Veal Supply at a Glance - Canada

For week ending July 18, 2020

Quebec Live Auction											
	2020				2019				Volume (YTD)		
	Number	Price ( \$ / 100 lbs)			Number	Price ( \$ / 100 lbs)			head		
Dairy Calves	(head)	Average	Min	Max	(head)	Average	Min	Max	2020	2019	% chg
Holstein Male											
Good 90 -120 lbs	660	113.00	100.00	130.00	778	116.00	100.00	135.00	16 692	17 865	-6.6 %
Good 121 - 140 lbs	193	118.00	80.00	135.00	204	118.00	100.00	140.00	5 757	5 892	-2.3 %
Average 90 - 140 lbs	461	86.00	50.00	120.00	516	73.00	70.00	120.00	12 968	13 417	-3.3 %
Misc. - All weights	338	40.00	20.00	70.00	332	39.00	14.00	70.00	6 479	8 716	-25.7 %
Holstein Female											
Good 90 -120 lbs	78	103.00	30.00	220.00	86	85.00	40.00	175.00	1 926	1 639	17.5 %
Other milk breeds (all weights)	37	54.00	10.00	100.00	30	65.00	30.00	120.00	805	770	4.5 %
Crossbreeds dairy-butcher (all weights)	319	187.00	100.00	280.00	477	229.00	65.00	390.00	6 473	10 734	-39.7 %
A2 Grain fed veal calves (hide off)	1 353	230.20	n/a	n/a	1 399	215.00	n/a	n/a	42 732	42 444	0.7 %
596 lbs live / 325-353 lbs hide off											

Ontario Live Auction											
	2020				2019				Volume (YTD)		
	Number	Price ( \$ / 100 lbs)			Number	Price ( \$ / 100 lbs)			head		
	(head)	Average	Min	Max	(head)	Average	Min	Max	2020	2019	% chg
+ 600 lbs	603	128.78	118.96	143.07	730	91.40	81.31	104.13	17 825	21 654	-17.7 %
451 - 600 lbs	39	108.79	94.41	128.33	44	81.36	59.98	104.16	1 284	1 443	-11.0 %
301 - 450 lbs	29	113.88	70.82	158.41	27	99.59	63.33	146.44	990	1 171	-15.5 %
126 - 300 lbs	141	109.85	66.66	177.94	111	123.91	66.75	261.91	3 420	3 712	-7.9 %
- 125 lbs	819	105.91	60.72	221.10	1 046	112.11	56.88	285.02	22 026	22 371	-1.5 %

Source: Beef Farmers of Ontario

Federally Inspected Slaughter									
	Weekly			Year to date			Carcass Weight lbs (Jan.-May.)		
	2020	2019	% chg	2020	2019	% chg	2020	2019	% chg
Quebec	2 854	3 148	-9.3 %	90 053	95 041	-5.2 %	344	341	0.9 %
Rest of Canada	0	161	-	1	4 583	-99.98 %	449	364	23.4 %
<b>Canada</b>	<b>2 854</b>	<b>3 309</b>	<b>-13.8 %</b>	<b>90 054</b>	<b>99 624</b>	<b>-9.6 %</b>	<b>344</b>	<b>342</b>	<b>0.6 %</b>

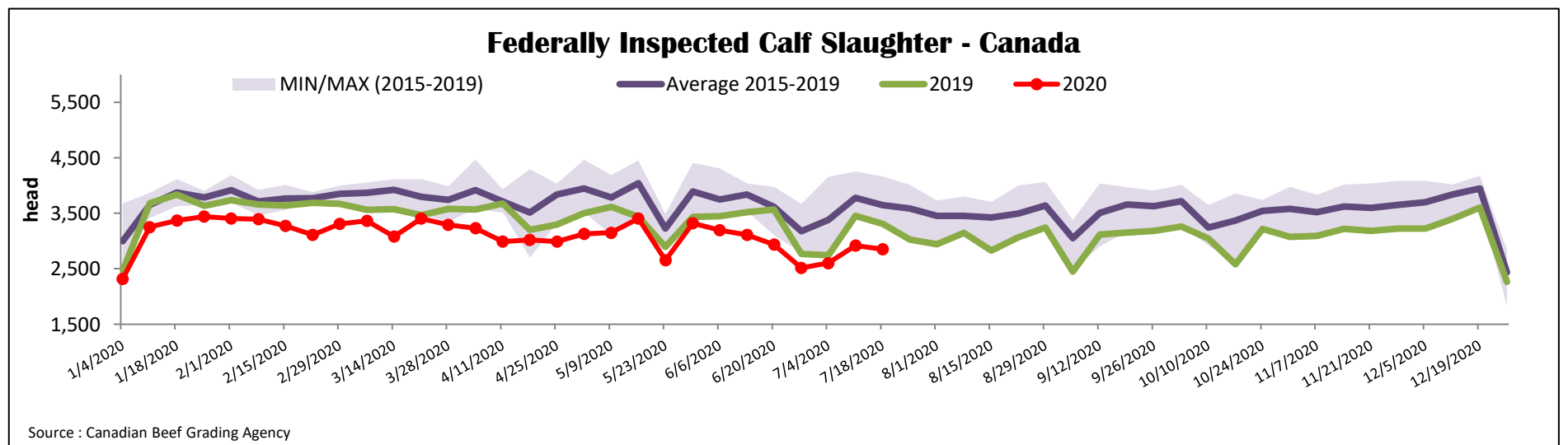
Source: Canadian Beef Grading Agency

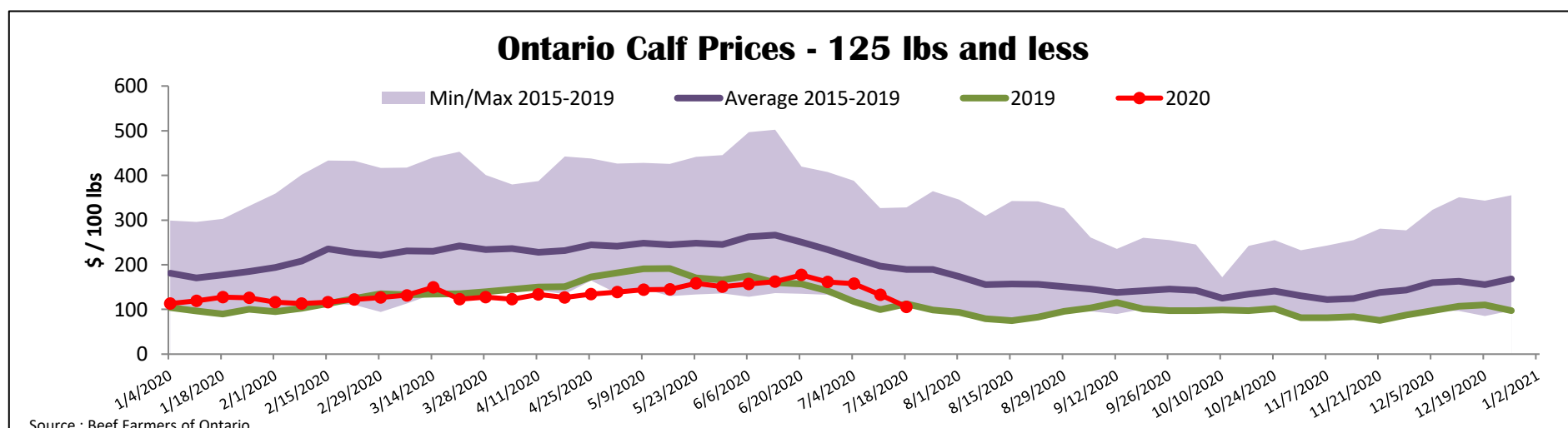
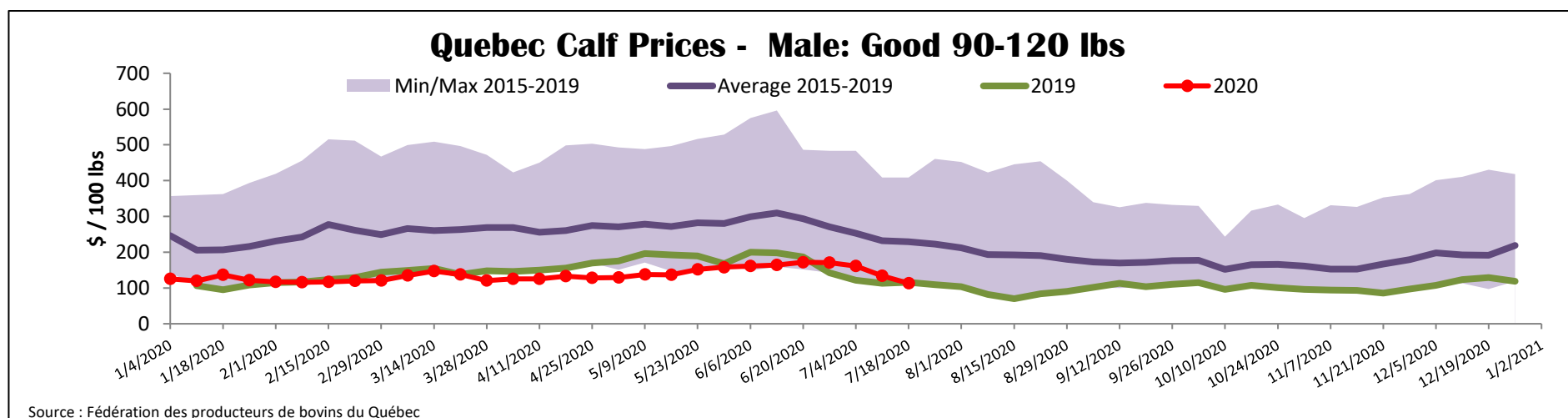
Source: Canadian Food Inspection Agency (CFIA)

Domestic Exports					Imports				
Total veal (tonnes)	Jan. 1 - May 31, 2020				Total veal (tonnes)	Jan. 1 - July 18, 2020			
	2020	2019	% chg		2020	2019	% chg		
United States	757	1 149	-34.1 %	United States	417	901	-53.8 %		
United Arab Emirates	40	115	-65.2 %	New Zealand	108	49	-		
Saint Pierre and Miquelon	5	5	2.1 %	Australia	105	132	-20.6 %		
Others	0	5	-	<b>EU-28</b>					
<b>Total</b>	<b>802</b>	<b>1 274</b>	<b>-37.0 %</b>	Netherlands	151	211	-28.3 %		
				Others	38	1	-		
				<b>EU-28 total</b>	<b>189</b>	<b>211</b>	<b>-10.6 %</b>		
				<b>Total</b>	<b>819</b>	<b>1 294</b>	<b>-36.7 %</b>		

Source: Statistics Canada

Source: CFIA





## United States

Week ending July 11, 2020

Federally Inspected Slaughter				Northeast and North Central U.S. Wholesale Price						
Weekly			Year to date			June 2020 Wholesale Price				
Milk-fed or nature	<b>2020</b>	<b>2019</b>	% chg	<b>2020</b>	<b>2019</b>	% chg	\$/100 lbs	Simple avg	Min	Max
North East & North Central*	3 790	3 629	4.4 %	100 283	100 186	0.1 %	307 Rack, Ribeye	1 950.00	1 950.00	1 950.00
Other calves	4 866	8 951	-45.6 %	148 296	201 896	-26.5 %	332 Loin, Trimmed 4x4	610.00	525.00	695.00
<b>Total</b>	<b>8 656</b>	<b>12 580</b>	<b>-31.2 %</b>	<b>248 579</b>	<b>302 082</b>	<b>-17.7 %</b>	1336 Leg slice, Retail	900.00	825.00	975.00
Production							1312 Osso Buco, Foreshank	695.00	995.00	845.00
Calves (million lbs)	1.3	1.5	-13.3 %	33.9	38.6	-12.2 %	Shoulder Clod, Chuck	600.00	525.00	675.00
Live weight (lbs)	253	204	24.0 %							
Dressed weight (lbs)	148	117	26.5 %							

Source : USDA

North East & North Central				Pennsylvania Calf Auction			
(Veal Carcass, Hot Basis – Paid to Producer (Hide off, 255-315 lbs))				Graded Holstein Bull Calves			
Special fed : milk fed, nature				July 10, 2020			
\$US / 100 lbs		Weighted Average Price	Min	Max		\$/ 100 lbs	
		282.89	260.00	300.00	Number 1	Weight	Head
						- 89 lbs	16
						90 - 120 lbs	154
						+ 120 lbs	9
						Beef Cross	49
					Number 2	- 100 lbs	123
						+ 100 lbs	106
					Number 3	- 100 lbs	180
						+ 100 lbs	60

\* Does not include all head sold

Source : USDA