

Veal Supply at a Glance - Canada

For week ending July 20, 2019

Quebec Live Auction											
	2019				2018				Volume (YTD)		
	Number (head)	Price (\$ / 100 lbs)			Number (head)	Price (\$ / 100 lbs)			head		
Dairy Calves		Average	Min	Max		Average	Min	Max	2019	2018	% chg
Holstein Male											
Good 90 -120 lbs	778	116.00	100.00	135.00	828	140.00	120.00	175.00	17 865	21 073	-15.2 %
Good 121 - 140 lbs	204	118.00	100.00	140.00	230	146.00	120.00	170.00	5 892	5 459	7.9 %
Average 90 - 140 lbs	516	94.00	70.00	120.00	544	109.00	80.00	140.00	13 417	17 379	-22.8 %
Misc. - All weights	332	39.00	14.00	70.00	476	52.00	20.00	85.00	8 716	11 279	-22.7 %
Holstein Female											
Good 90 -120 lbs	86	85.00	40.00	175.00	76	116.00	80.00	180.00	1 639	1 485	10.4 %
Other milk breeds (all weights)	30	65.00	30.00	120.00	40	83.00	20.00	130.00	768	1 228	-37.5 %
Crossbreeds dairy-butcher (all weights)	477	229.00	65.00	390.00	328	200.00	120.00	310.00	10 680	8 775	-17.8 %
A2 Grain fed veal calves (hide off)	1 389	215.00	n/a	n/a	1 327	225.10	n/a	n/a	42 392	38 516	10.1 %
596 lbs live / 325-353 lbs hide off											

Ontario Live Auction											
	2019				2018				Volume (YTD)		
	Number (head)	Price (\$ / 100 lbs)			Number (head)	Price (\$ / 100 lbs)			head		
+ 600 lbs	730	91.40	81.31	104.13	683	108.07	97.70	118.99	21 654	19 524	10.9 %
451 - 600 lbs	44	81.36	59.98	104.16	36	110.26	103.22	117.56	1 433	1 253	14.4 %
301 - 450 lbs	27	99.59	63.33	146.44	28	135.89	102.32	175.39	1 171	862	35.8 %
126 - 300 lbs	111	123.91	66.75	261.91	113	136.99	98.67	207.96	3 712	2 983	24.4 %
- 125 lbs	1 046	112.11	56.88	285.02	941	125.17	72.59	246.71	22 271	24 352	-8.5 %

Source: Beef Farmers of Ontario

Federally Inspected Slaughter									
	Weekly			Year to date			Carcass Weight lbs (Jan-May.)		
	2019	2018	% chg	2019	2018	% chg	2019	2018	% chg
Quebec	3 148	3 338	-5.7 %	95 041	100 643	-5.6 %	356	326	9.2 %
Rest of Canada	161	142	13.4 %	4 583	5 334	-14.1 %	364	370	-1.8 %
Canada	3 309	3 480	-4.9 %	99 624	105 977	-6.0 %	356	328	8.5 %

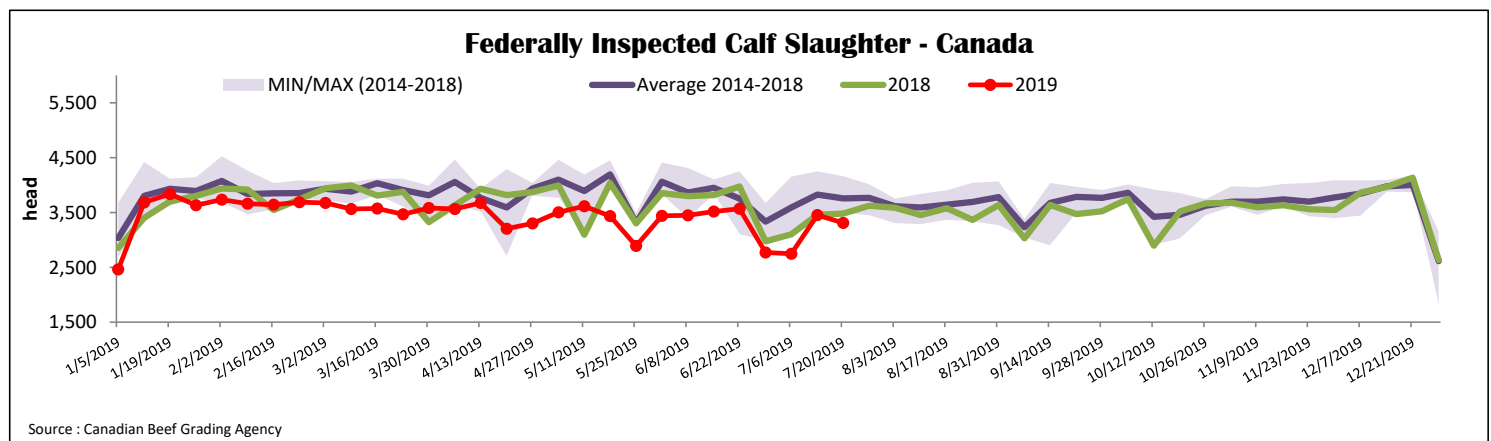
Source: Canadian Beef Grading Agency

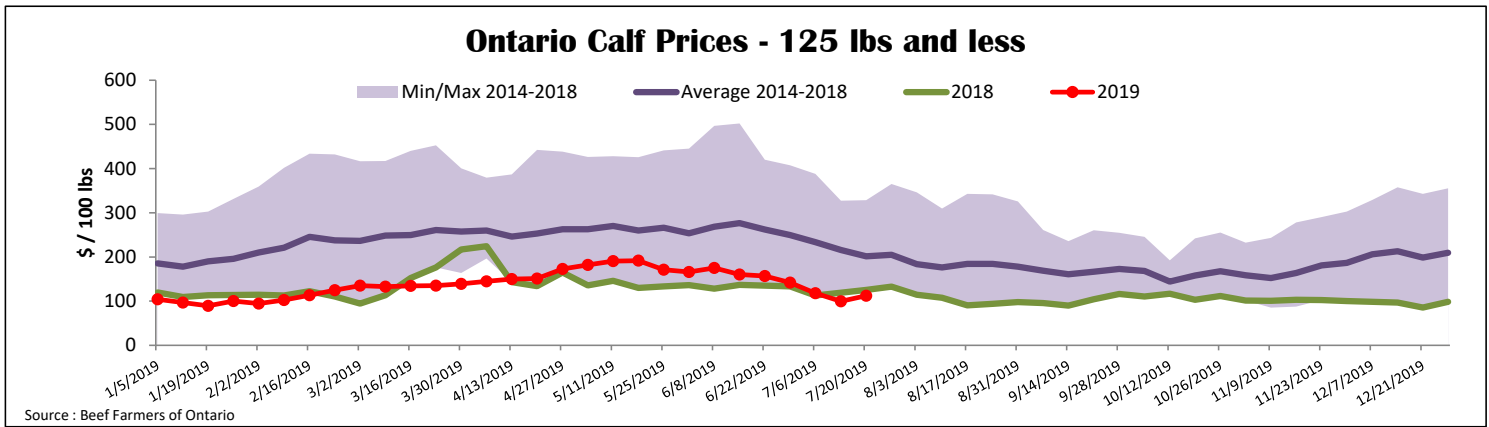
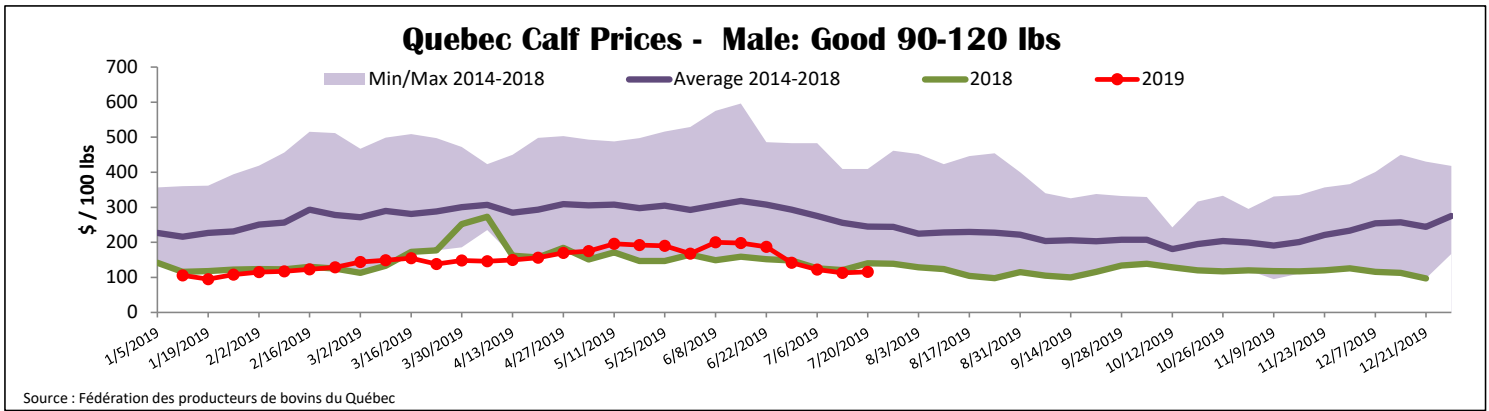
Source: Canadian Food Inspection Agency (CFIA)

Domestic Exports					Imports									
	Jan. 1 - May 31, 2019	2019			2018			Jan. 1 - July 20, 2019	2019			2018		
		tonnes	% chg	2018	% chg	2019	% chg		2019	% chg	2018	% chg		
Total veal		1 149	-39.5 %	1 899	899	37.6 %		899	653	37.6 %		899	653	37.6 %
United States		115	33.2 %	86	182	-10.8 %		182	204	-10.8 %		182	204	-10.8 %
United Arab Emirates		5	-22.4 %	7	113	-48.2 %		113	218	-48.2 %		113	218	-48.2 %
Saint Pierre and Miquelon		5	135.7 %	2	49	-43.0 %		49	86	-43.0 %		49	86	-43.0 %
Others		1 274	-36.1 %	1 994	1	-		1	13	-		1	13	-
Total					1 244	5.8 %		1 244	1 176	5.8 %		1 244	1 176	5.8 %
					EU-28 (Veal total)			183	204	-10.5 %		183	204	-10.5 %

Source: Statistics Canada

Source: CFIA





United States

Week ending July 13, 2019

Federally Inspected Slaughter				Northeast and North Central U.S. Wholesale Price							
	Weekly			Year to date			June 2019 Wholesale Price				
	2019	2018	% chg	2019	2018	% chg	\$/100 lbs	Simple avg	Min	Max	
Milk-fed or nature *											
North East & North Central	3 629	3 791	-4.3 %	100 186	103 193	-2.9 %	307 Rack, Ribeye	1 825.00	1 825.00	1 825.00	
Other calves	8 951	7 261	23.3 %	201 896	182 199	10.8 %	332 Loin, Trimmed 4x4	592.50	510.00	675.00	
Total	12 580	11 052	13.8 %	302 082	285 392	5.8 %	1336 Leg slice, Retail	862.50	750.00	975.00	
Production*							1312 Osso Buco, Fores Shank	785.00	675.00	895.00	
Calves (million lbs)	1.5	1.4	7.1 %	38.6	38.4	0.5 %	Shoulder Clod, Chuck	675.00	525.00	825.00	
Live weight (lbs)	204	219	-6.8 %								
Dressed weight (lbs)	117	128	-8.6 %								

Source : USDA

Northeast and North Central

(Veal Carcass, Hot Basis – Paid to Producer (Hide off, 255-315 lbs))

* Special fed : milk fed, nature

\$US / 100 lbs	Weighted Average Price		
	Min	Max	
Non-Packer & Packers Owned	306.99	287.00	312.00

Source : USDA

Pennsylvania Vintage Calf Auction

Graded Holstein Bull Calves July 12, 2019

	Weight	Head	\$/ 100 lbs	
			Min	Max
Number 1	- 89 lbs	5	50.00	100.00
	90 - 120 lbs	136	55.00	100.00
	+ 120 lbs	5	60.00	85.00
Beef Cross		14	130.00	215.00
Number 2	- 100 lbs	134	22.00	85.00
	+ 100 lbs	136	52.50	100.00
Number 3	- 100 lbs	277	15.00	65.00
	+ 100 lbs	86	15.00	70.00

* Does not include all head sold

Source : USDA