



Veal Supply at a Glance - Canada

For week ending January 25, 2025

Quebec Live Auction											
Dairy Calves	Number	2025			Number	2024			Volume (YTD)		
		Price (\$ / 100 lbs)				Price (\$ / 100 lbs)			head		
Holstein Male	(head)	Average	Min	Max	(head)	Average	Min	Max	2025	2024	% chg
Good 90 -120 lbs	388	847.00	570.00	930.00	499	498.00	450.00	550.00	2 198	1 981	11.0 %
Good 121 - 140 lbs	150	755.00	650.00	890.00	129	478.00	430.00	520.00	756	714	5.9 %
Average 90 - 140 lbs	504	748.00	400.00	1 180.00	473	412.00	200.00	515.00	1 206	1 784	-32.4 %
Misc. - All weights	239	573.00	140.00	940.00	188	154.00	20.00	370.00	787	643	22.4 %
Holstein Female											
Good 90 -120 lbs	43	819.00	720.00	1 020.00	30	461.00	350.00	660.00	207	161	28.6 %
Other milk breeds (all weights)	43	598.00	100.00	1 000.00	19	241.00	78.00	460.00	121	100	21.0 %
Crossbreeds dairy-butcher (all weights)	371	1 019.00	900.00	1 400.00	337	822.00	480.00	1 010.00	1 831	1 565	17.0 %
A2 Grain fed veal cattle (hide off)	1,517	480.00	n/a	n/a	1,540	415.00	n/d	n/d	6 010	5 677	5.9 %
688 lbs live / 375-419 lbs hide off											

Source: Les producteurs de bovins du Québec

Ontario Live Auction											
	Number	2025			Number	2024			Volume (YTD)		
		Price (\$ / 100 lbs)				Price (\$ / 100 lbs)			head		
	(head)	Average	Min	Max	(head)	Average	Min	Max	2025	2024	% chg
+ 600 lbs	399	285.00	254.36	309.21	569	226.92	202.50	245.21	1 516	1 880	-19.4 %
451 - 600 lbs	21	252.96	227.38	270.12	20	198.92	186.50	210.70	54	61	-11.5 %
301 - 450 lbs	41	373.45	279.99	436.21	26	215.64	152.63	290.40	79	50	58.0 %
126 - 300 lbs	116	619.53	407.67	980.01	154	438.89	290.24	666.21	490	554	-11.6 %
- 125 lbs	717	895.95	647.95	1 293.21	778	553.86	368.64	869.00	2 711	3 213	-15.6 %

Federally Inspected Slaughter									
	Weekly			Year to date			Carcass Weight lbs (November)		
	2025	2024	% chg	2025	2024	% chg	2024	2023	% chg
Quebec	2 937	2 948	-0.4 %	10 418	10 674	-2.4 %	369	368	0.4 %
Rest of Canada	0	0	-	0	0	-	335	-	-
Canada	2 937	2 948	-0.4 %	10 418	10 674	-2.4 %	369	371	-0.4 %

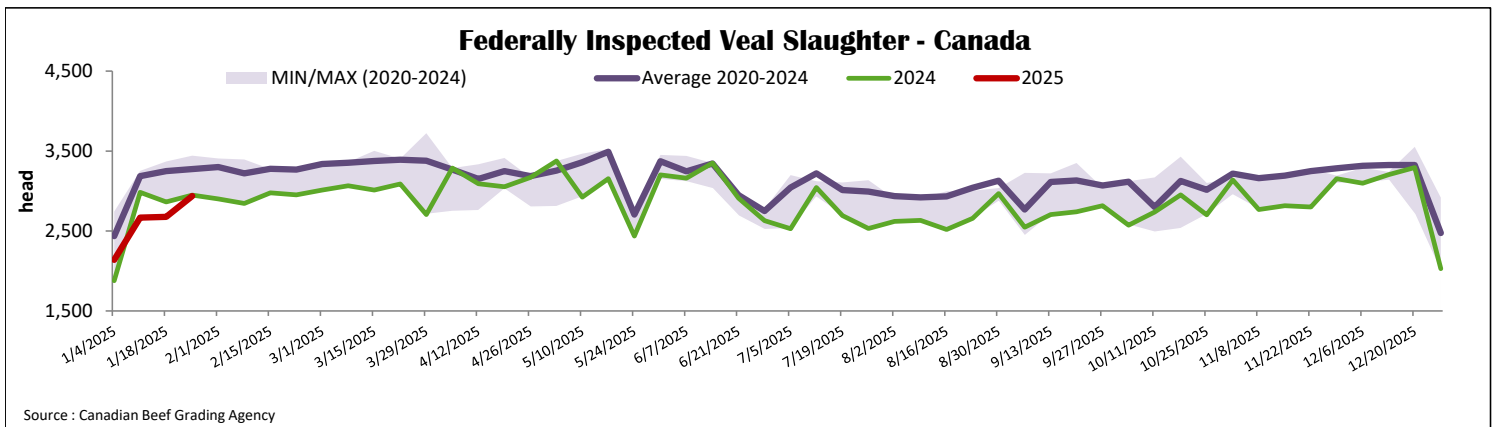
Source: Canadian Beef Grading Agency

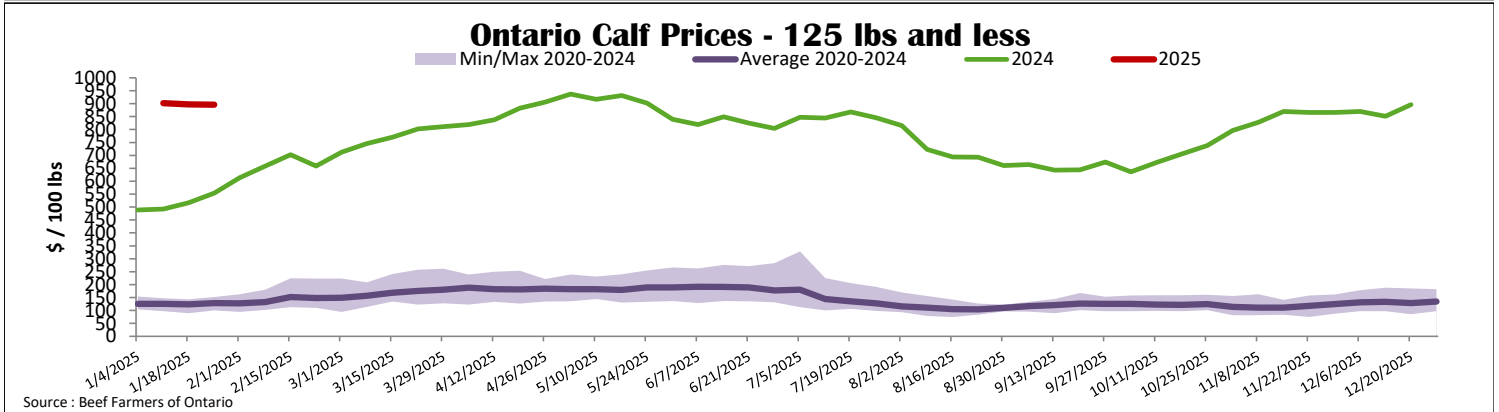
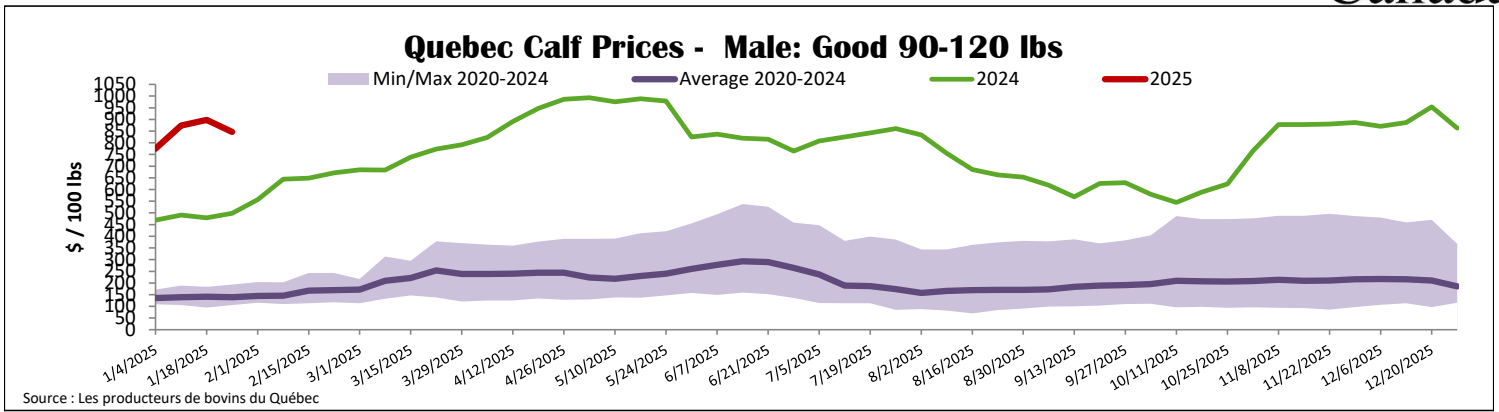
Source: Canadian Food Inspection Agency (CFIA)

Domestic Exports					Imports				
Total veal (tonnes)	Jan. 1 - Nov. 30, 2024				Total veal (tonnes)	Jan. 1 - Jan. 25, 2025			
	2024	2023	% chg			2025	2024	% chg	
United States	3 131	3 617	-13.4 %		United States	43	28	55.1 %	
United Arab Emirates	162	177	-8.9 %		Australia	0	0	-	
Qatar	7	5	45.0 %		New Zealand	113	48	134.3 %	
Others	0	0	-		EU-27				
Total	3 300	3 800	-13.2 %		Netherlands	8	35	-76.2 %	
					Others	0	0	-	
					EU-27 total	8	35	-76.2 %	
					Others	0	8	-	
					Total	164	119	37.7 %	

Source: Statistics Canada

Source: CFIA





United States

Week ending January 18, 2025

Federally Inspected Slaughter							Pennsylvania Calf Auction				
		Weekly		Year to date			Graded Holstein Bull Calves* January 18, 2025				
	2025	2024	% chg	2025	2024	% chg	\$/ 100 lbs				
								Weight	Head	Min	Max
Milk-fed or nature							Number 1	- 89 lbs	54	550.00	775.00
North East & North Central	1 315	1 921	-31.5 %	4 254	5 746	-26.0 %		90 - 120 lbs	275	535.00	735.00
Other calves	1 760	2 692	-34.6 %	4 665	8 216	-43.2 %		+ 120 lbs	9	475.00	610.00
Total	3 075	4 613	-33.3 %	8 919	13 962	-36.1 %	Beef Cross	152	735.00	1125.00	
Production							Number 2	- 100 lbs	51	300.00	675.00
Veal (million lbs)	0.6	0.7	-14.3 %	1.7	2.3	-26.1 %		+ 100 lbs	49	460.00	660.00
Live weight (lbs)	310	279	11.1 %					Beef Cross	34	690.00	1000.00
Dressed weight (lbs)	183	164	11.6 %				Number 3	- 100 lbs	25	175.00	490.00
								+ 100 lbs	15	200.00	490.00
								Beef Cross	0	0.00	0.00
North East & North Central											
(Veal Carcass, Hot Basis – Paid to Producer (Hide off, 255-315 lbs))											
Special fed : milk fed, nature											
\$/US / 100 lbs											
				Weighted Average	Min	Max					
Non-Packer & Packers Owned				523.72	515.00	525.00					

Source : USDA

Source : USDA