

# Veal Supply at a Glance-Canada

For the week ending 2025-Feb-15

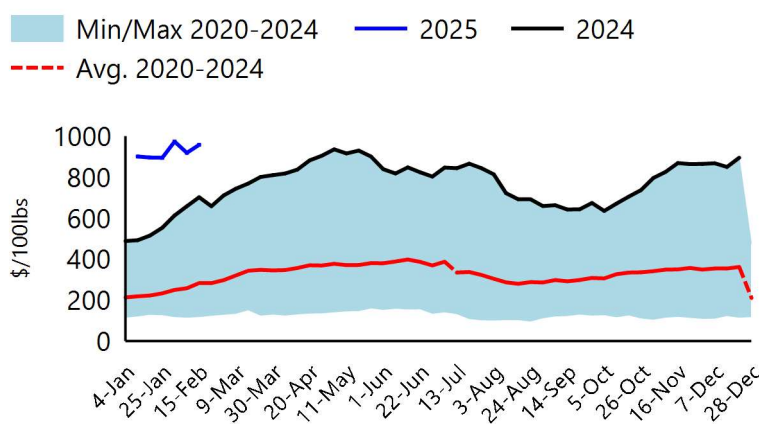
## Quebec Live Auction

	2025				2024				Year-to-Date Head		
	Head	Price (\$CAN/100 lbs)			Head	Price (\$CAN/100 lbs)			2025	2024	% chg
<b>Holstein Male</b>											
Good 90 -120 LB	640	983	850	1,090	535	649	550	730	4,024	3,556	13.2%
Good 121-140 LB	188	889	800	970	155	596	480	680	1,263	1,146	10.2%
Average 90-140 LB	220	775	500	1,020	357	550	340	670	1,832	2,870	-36.2%
Misc Holstein Calf All Weights	179	633	140	950	124	199	10	600	1,269	1,018	24.7%
<b>Holstein Female</b>											
Good 90 - 120 LB	65	933	760	1,060	52	613	400	860	363	280	29.6%
<b>Crossbreeds Dairy-Butcher All</b>	431	1,209	920	1,400	336	961	660	1,150	3,093	2,911	6.3%
<b>Other Milk Breeds All Weights</b>	48	610	100	1,180	34	269	50	600	259	173	49.7%
<b>Grain Fed Veal - hide off</b>	1,722	491			1,558	415			11,387	10,034	13.5%

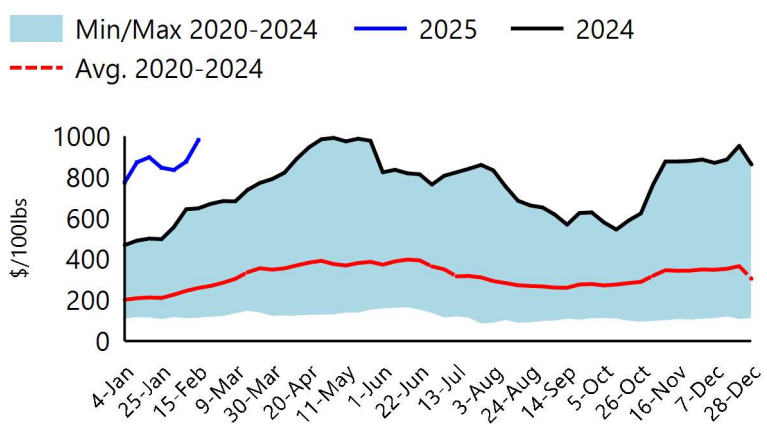
## Ontario Live Auction

	2025				2024				Year-to-Date Head		
	Head	Price (\$CAN/100 lbs)			Head	Price (\$CAN/100 lbs)			2025	2024	% chg
<b>125 lbs and less</b>	841	959	645	1,417	855	703	441	1,068	5,139	5,660	-9.2%
<b>126-300 lbs</b>	120	671	453	932	138	496	310	761	837	963	-13.1%
<b>301-450 lbs</b>	32	347	263	428	40	300	235	377	160	163	-1.8%
<b>451-600 lbs</b>	9	283	266	297	20	191	179	204	92	126	-27.0%
<b>Over 600 lbs</b>	506	280	245	307	564	224	199	243	3,014	3,666	-17.8%

Ontario Calf Prices - 125 lbs and less



Quebec Calf Prices - Male: Good 90-120 lbs



Sources: Beef Farmers of Ontario, Les Producteurs de Bovins du Québec  
 For Additional Data: [Red meat and livestock price reports - agriculture.canada.ca](https://agriculture.canada.ca)

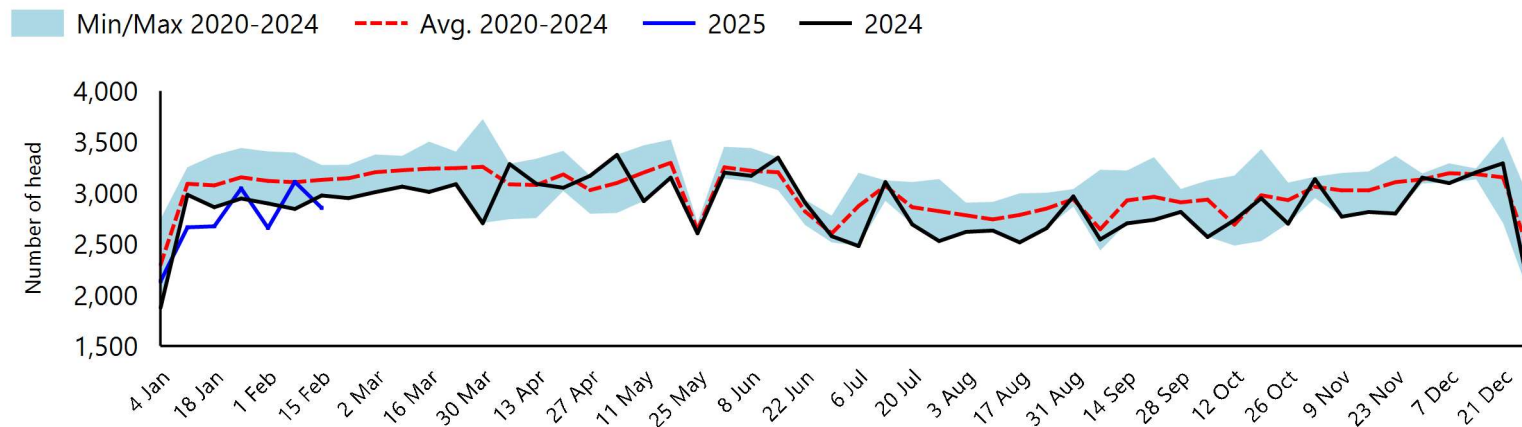
# Veal Supply at a Glance-Canada

For the week ending 2025-Feb-15

## Canadian Federally Inspected Slaughter

	Weekly Head			Year-to-Date Head			YTD Carcass Weight (lbs)		
	2025	2024	% Chg	2025	2024	% Chg	Dec-2024	Dec-2023	% Chg
Quebec	2,856	2,978	-4.1%	19,156	19,398	-1.2%	363	367	-1.1%
Rest of Canada	0	0	NaN	0	0	NaN	337	NaN	NaN
<b>Canada</b>	<b>2,856</b>	<b>2,978</b>	<b>-4.1%</b>	<b>19,156</b>	<b>19,398</b>	<b>-1.2%</b>	<b>363</b>	<b>367</b>	<b>-1.1%</b>

## Canadian Federally Inspected Calf Slaughter

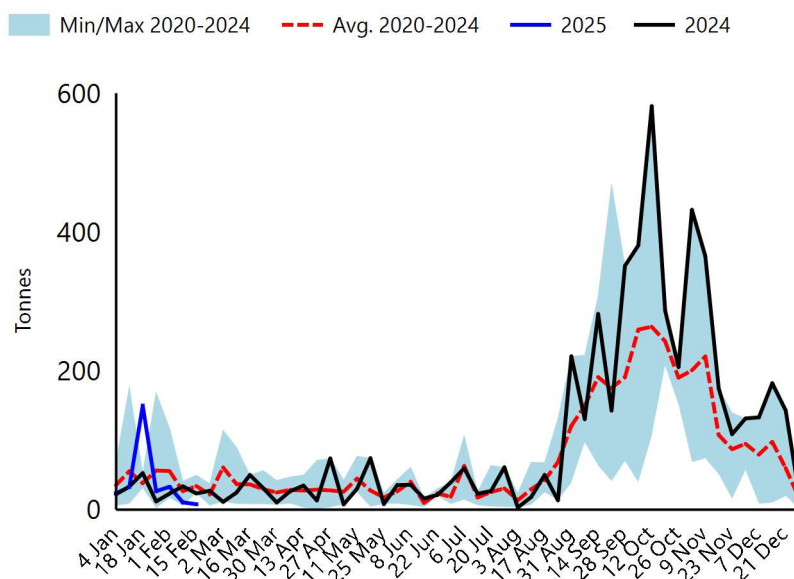


Sources: Canadian Beef Grading Agency, Canadian Food Inspection Agency  
 For Additional Data: [Red meat and livestock slaughter and carcass weights - agriculture.canada.ca](https://agriculture.canada.ca/red-meat-and-livestock-slaughter-and-carcass-weights)

## Trade-Year to Date Canadian Imports and Exports

Year-to-date Veal Imports (tonnes)			
	2025	2024	% Chg
United States	46.8	56.8	-17.7%
Australia	5.9	0.0	∞
New Zealand	167.9	48.2	248.1%
Total EU 27	62.2	94.2	-34.0%
Netherlands	59.1	61.5	-3.8%
Other EU 27	3.1	32.7	-90.5%
Others	0.0	0.0	NaN
<b>Total</b>	<b>282.8</b>	<b>199.2</b>	<b>42.0%</b>
Year-to-date Veal Exports (tonnes)			
	2025	2024	% Chg
United States	3,591.8	3,617.5	-0.7%
United Arab Emirates	187.2	177.2	5.6%
Qatar	7.0	4.9	45.0%
Others	0.0	0.0	NaN
<b>Total</b>	<b>3,786.1</b>	<b>3,799.5</b>	<b>-0.4%</b>

## Veal Imports



Sources: Statistics Canada, Canadian Food Inspection Agency  
 For Additional Data: [Red meat trade reports - agriculture.canada.ca](https://agriculture.canada.ca/red-meat-trade-reports)

# Veal Supply at a Glance-Canada

For the week ending 2025-Feb-15

## United States Market for the Week Ending 2025-Feb-08

### United States Federally Inspected Slaughter

	Current Week			Year-to-Date		
	2025	2024	% Chg	2025	2024	% Chg
Head Slaughtered (Head)	2,793	4,751	-41.2%	17,314	28,736	-39.7%
Meat Production ('000 lbs)	500	800	-37.5%	3,200	4,800	-33.3%
Live Weight (lbs)	314	299	5.0%			
Dressed Weight (lbs)	185	177	4.5%			

### United States Prices

Pennsylvania Calf Auction Results				
\$USD/100 lbs				
		Head	Low Price	High Price
Number 1	- 89 lbs	92	600	800
	90 - 120 lbs	268	560	970
	Beef Cross	167	750	1,250
Number 2	- 100 lbs	57	500	750
	+ 100 lbs	29	425	710
	Beef Cross	44	700	1,000
Number 3	- 100 lbs	27	400	585
	+ 100 lbs	12	400	575

### Veal Carcass Price, Northeast and North Central (Hide off, 255-315 lbs)

\$USD/100lbs	
2025	2024
\$520.72	\$443.35

Sources: United States Department of Agriculture

For Additional Data: [Actual Slaughter Under Federal Inspection](#), [Pennsylvania Cattle Auction](#), [Carlot Veal Carcass Report](#)

Prepared by Agriculture and Agri-food Canada

For more information, visit <https://agriculture.canada.ca/red-meat>

Or email: [aafc.redmeat-vianderouge.aac@agr.gc.ca](mailto:aafc.redmeat-vianderouge.aac@agr.gc.ca)