

Veal Supply at a Glance - Canada

For week ending November 30, 2024

Quebec Live Auction											
Dairy Calves	Number	2024			Number	2023			Volume (YTD)		
		Price (\$ / 100 lbs)				Price (\$ / 100 lbs)			head		
Holstein Male	(head)	Average	Min	Max	(head)	Average	Min	Max	2024	2023	% chg
Good 90 -120 lbs	651	887.00	790.00	980.00	497	486.00	450.00	540.00	28 423	24 571	15.7 %
Good 121 - 140 lbs	180	776.00	720.00	850.00	134	466.00	425.00	540.00	7 646	7 483	2.2 %
Average 90 - 140 lbs	224	742.00	500.00	880.00	378	424.00	270.00	530.00	14 823	18 148	-18.3 %
Misc. - All weights	76	276.00	20.00	790.00	142	141.00	20.00	350.00	6 514	8 229	-20.8 %
Holstein Female											
Good 90 -120 lbs	47	848.00	750.00	930.00	35	401.00	320.00	530.00	2 556	2 169	17.8 %
Other milk breeds (all weights)	43	541.00	60.00	1 110.00	36	292.00	20.00	700.00	2 108	1 042	102.3 %
Crossbreeds dairy-butcher (all weights)	387	1 144.00	870.00	1 310.00	668	715.00	500.00	880.00	23 881	28 432	-16.0 %
A2 Grain fed veal cattle (hide off)	1,693	470.00	n/a	n/a	1,605	395.00	n/d	n/d	69 081	66 934	3.2 %
688 lbs live / 375-419 lbs hide off											

Source: Les producteurs de bovins du Québec

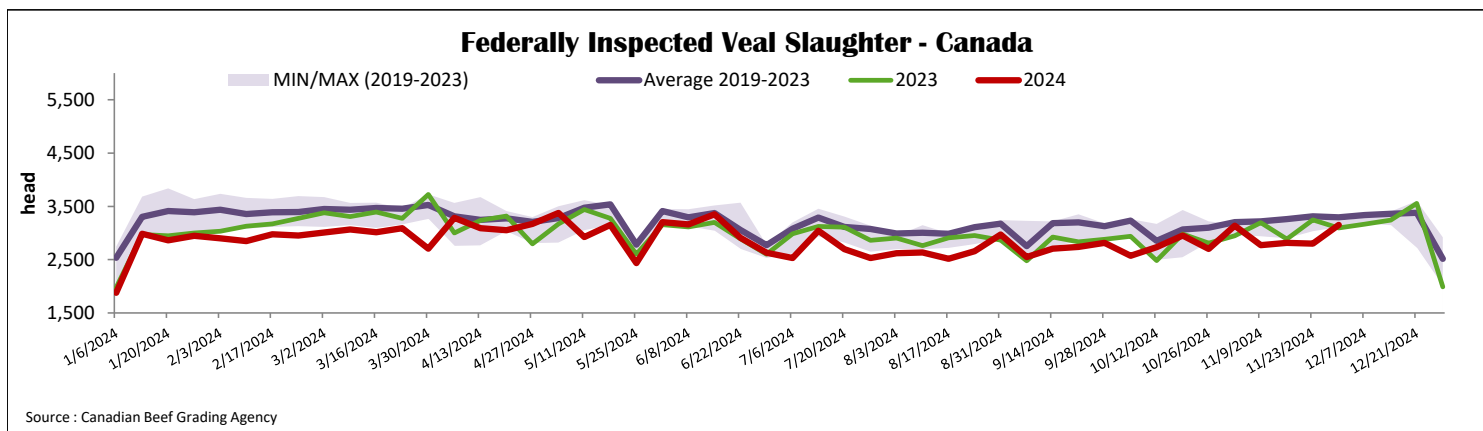
Ontario Live Auction											
	Number	2024			Number	2023			Volume (YTD)		
		Price (\$ / 100 lbs)				Price (\$ / 100 lbs)			head		
	(head)	Average	Min	Max	(head)	Average	Min	Max	2024	2023	% chg
+ 600 lbs	509	280.86	245.41	311.86	500	250.49	226.18	274.52	26 205	27 459	-4.6 %
451 - 600 lbs	22	239.01	183.45	268.11	28	183.21	159.82	204.32	704	1 249	-43.6 %
301 - 450 lbs	22	391.26	257.27	526.13	45	199.26	155.01	275.06	989	1 410	-29.9 %
126 - 300 lbs	150	597.95	395.06	855.40	124	374.09	263.17	553.26	6 356	6 180	2.8 %
- 125 lbs	1 023	865.83	615.67	1 233.42	899	471.90	317.33	731.88	42 615	40 011	6.5 %

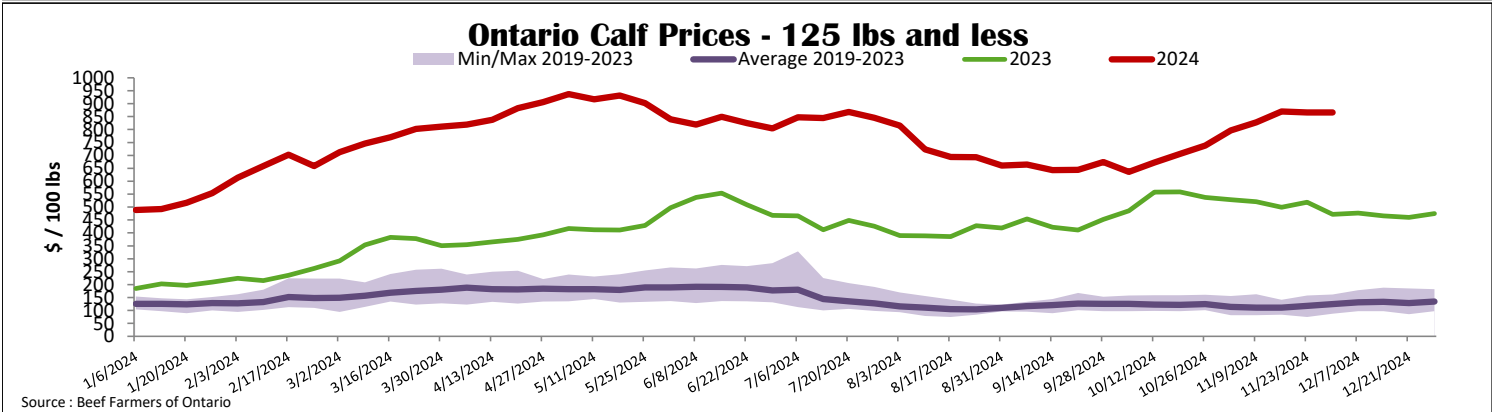
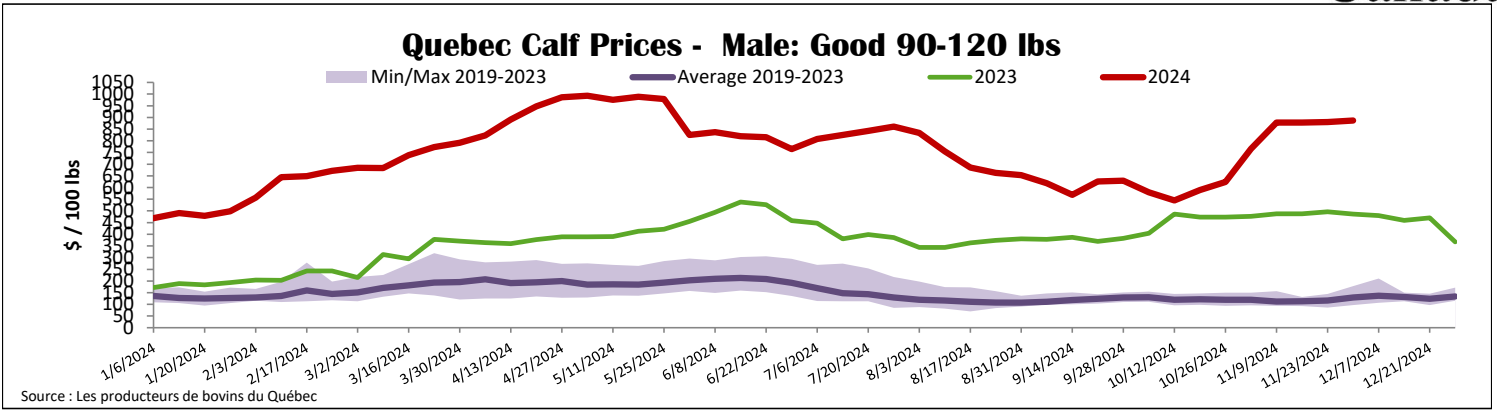
Federally Inspected Slaughter									
	Weekly			Year to date			Carcass Weight lbs (October)		
	2024	2023	% chg	2024	2023	% chg	2024	2023	% chg
Quebec	3 096	3 093	0.1 %	137 293	145 204	-5.4 %	370	368	0.6 %
Rest of Canada	57	0	-	407	0	-	333	-	-
Canada	3 153	3 093	1.9 %	137 700	145 204	-5.2 %	369	371	-0.4 %

Source: Canadian Beef Grading Agency / Source: Canadian Food Inspection Agency (CFIA)

Domestic Exports					Imports				
Total veal (tonnes)	Jan. 1 - Oct. 31, 2024				Total veal (tonnes)	Jan. 1 - Nov. 30, 2024			
	2024	2023	% chg			2024	2023	% chg	
United States	2 807	3 128	-10.3 %		339	563	-39.8 %		
United Arab Emirates	140	131	6.9 %		63	1	-		
Qatar	5	5	5.6 %		3 118	2 026	53.9 %		
Others	0	0	-		EU-27				
Total	2 952	3 264	-9.5 %		Netherlands	723	674	7.2 %	
					Others	393	280	40.3 %	
					EU-27 total	1116	954	16.9 %	
					Others	77	5	-	
					Total	4 713	3 549	32.8 %	

Source: Statistics Canada / Source: CFIA





United States

Week ending November 23, 2024

Federally Inspected Slaughter

	Weekly			Year to date		
	2024	2023	% chg	2024	2023	% chg
Milk-fed or nature						
North East & North Central	1 858	2 254	-17.6 %	97 674	114 995	-15.1 %
Other calves	1 690	2 747	-38.5 %	87 374	144 409	-39.5 %
Total	3 548	5 001	-29.1 %	185 048	259 404	-28.7 %
Production						
Veal (million lbs)	0.7	0.9	-22.2 %	34.6	42.4	-18.4 %
Live weight (lbs)	339	296	14.5 %			
Dressed weight (lbs)	202	175	15.4 %			

Source : USDA

Pennsylvania Calf Auction

Graded Holstein Bull Calves* November 23, 2024

	Weight	Head	\$ / 100 lbs	
			Min	Max
Number 1	- 89 lbs	92	560.00	750.00
	90 - 120 lbs	325	500.00	710.00
	+ 120 lbs	11	475.00	550.00
Number 2	Beef Cross	154	675.00	1025.00
	- 100 lbs	77	400.00	735.00
	+ 100 lbs	21	375.00	630.00
Number 3	Beef Cross	28	600.00	975.00
	- 100 lbs	17	85.00	425.00
	+ 100 lbs	2	300.00	390.00
Beef Cross	0	0.00	0.00	

* Does not include all head sold

Source : USDA

North East & North Central

(Veal Carcass, Hot Basis – Paid to Producer (Hide off, 255-315 lbs))

Special fed : milk fed, nature

\$US / 100 lbs	Weighted Average	Min	Max
Non-Packer & Packers Owned	518.03	497.00	525.00

Source : USDA