



Veal Supply at a Glance - Canada

For week ending November 23, 2024

Quebec Live Auction											
Dairy Calves	2024				2023				Volume (YTD)		
	Number	Price (\$ / 100 lbs)			Number	Price (\$ / 100 lbs)			head		
Holstein Male	(head)	Average	Min	Max	(head)	Average	Min	Max	2024	2023	% chg
Good 90 -120 lbs	664	880.00	750.00	980.00	552	496.00	450.00	535.00	27 772	24 074	15.4 %
Good 121 - 140 lbs	187	777.00	700.00	880.00	137	471.00	425.00	520.00	7 466	7 349	1.6 %
Average 90 - 140 lbs	284	727.00	480.00	860.00	380	424.00	300.00	520.00	14 599	17 770	-17.8 %
Misc. - All weights	97	256.00	20.00	840.00	172	132.00	20.00	300.00	6 438	8 087	-20.4 %
Holstein Female											
Good 90 -120 lbs	67	840.00	750.00	930.00	51	433.00	350.00	500.00	2 509	2 134	17.6 %
Other milk breeds (all weights)	66	525.00	20.00	1 040.00	27	200.00	22.00	525.00	2 065	1 006	105.3 %
Crossbreeds dairy-butcher (all weights)	388	1 126.00	800.00	1 410.00	611	824.00	620.00	950.00	23 494	27 764	-15.4 %
A2 Grain fed veal cattle (hide off)	1,755	470.00	n/a	n/a	1,664	395.00	n/d	n/d	67 388	65 329	3.2 %
688 lbs live / 375-419 lbs hide off											

Source: Les producteurs de bovins du Québec

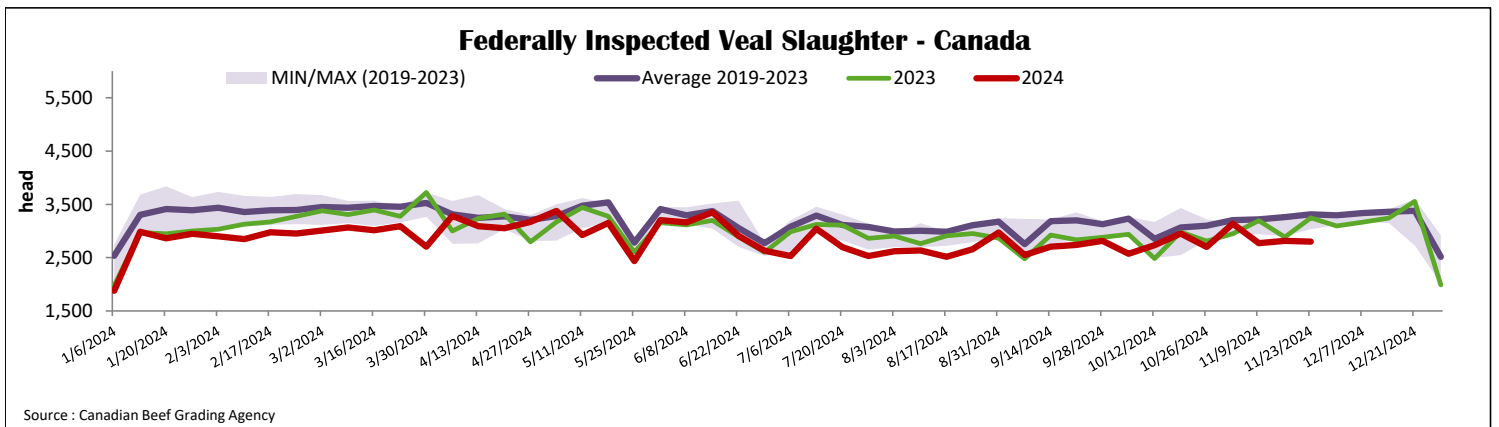
Ontario Live Auction											
	2024				2023				Volume (YTD)		
	Number	Price (\$ / 100 lbs)			Number	Price (\$ / 100 lbs)			head		
	(head)	Average	Min	Max	(head)	Average	Min	Max	2024	2023	% chg
+ 600 lbs	408	263.69	226.01	292.68	495	244.49	222.88	266.00	25 696	26 959	-4.7 %
451 - 600 lbs	12	253.92	230.83	269.17	19	183.05	143.16	210.26	682	1 221	-44.1 %
301 - 450 lbs	23	434.87	266.63	539.23	21	156.54	117.14	198.81	967	1 365	-29.2 %
126 - 300 lbs	121	644.85	455.10	938.65	130	416.50	264.05	620.21	6 206	6 056	2.5 %
- 125 lbs	910	865.45	571.49	1 244.09	895	519.09	368.49	768.34	41 592	39 112	6.3 %

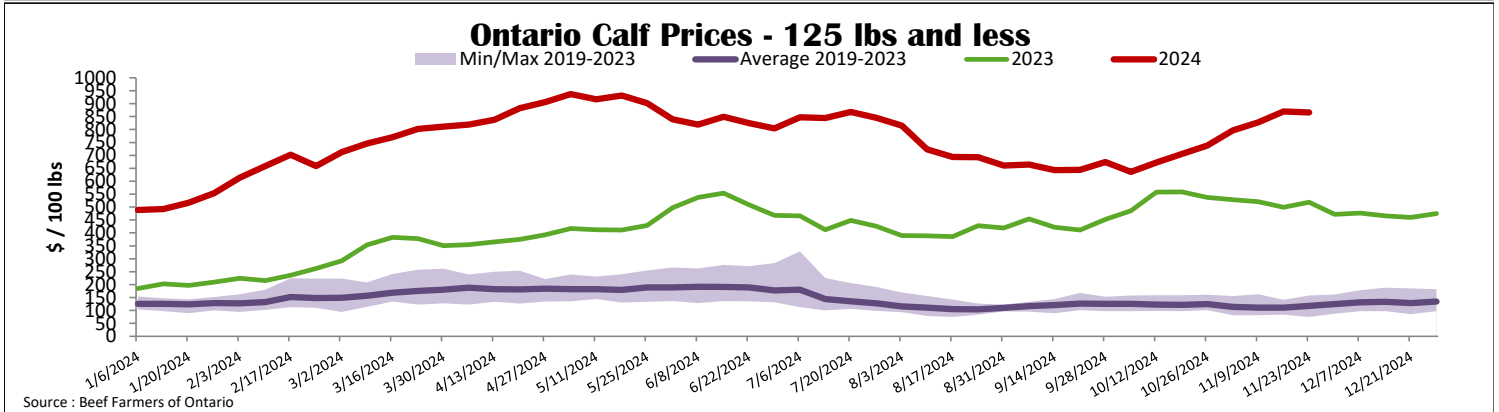
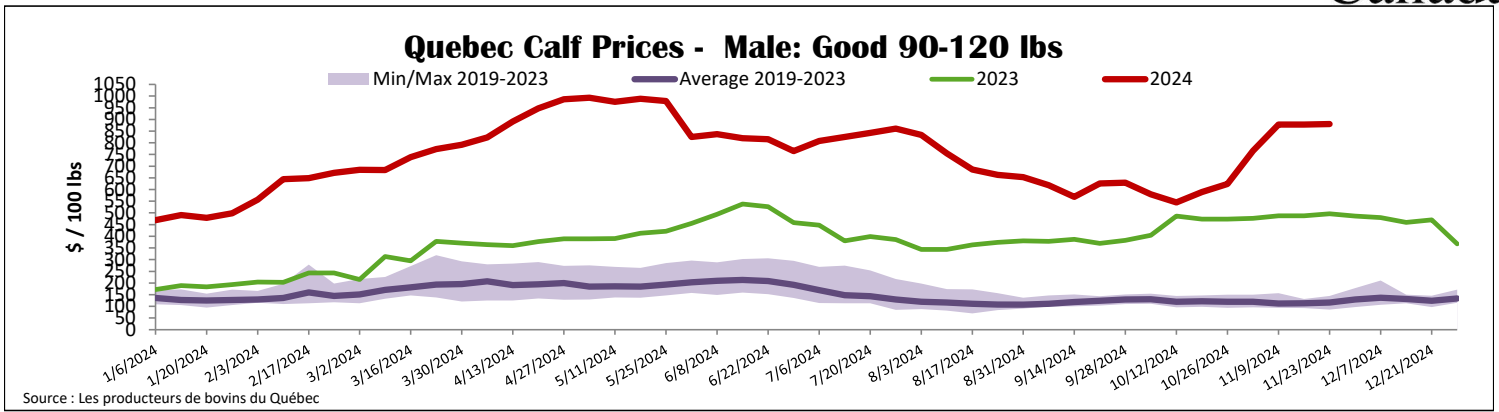
Federally Inspected Slaughter									
	Weekly			Year to date			Carcass Weight lbs (September)		
	2024	2023	% chg	2024	2023	% chg	2024	2023	% chg
Quebec	2 801	3 245	-13.7 %	134 197	142 111	-5.6 %	369	368	0.2 %
Rest of Canada	0	0	-	350	0	-	335	-	-
Canada	2 801	3 245	-13.7 %	134 547	142 111	-5.3 %	369	371	-0.4 %

Source: Canadian Beef Grading Agency / Source: Canadian Food Inspection Agency (CFIA)

Domestic Exports					Imports				
Total veal (tonnes)	Jan. 1 - Sept. 30, 2024				Total veal (tonnes)	Jan. 1 - Nov. 23, 2024			
	2024	2023	% chg			2024	2023	% chg	
United States	2 419	2 775	-12.8 %		United States	336	561	-40.1 %	
United Arab Emirates	118	117	0.8 %		Australia	63	0	-	
Qatar	3	5	-29.3 %		New Zealand	3 075	1 954	57.4 %	
Others	0	0	-		EU-27				
Total	2 541	2 897	-12.3 %		Netherlands	692	641	7.8 %	
					Others	390	280	39.3 %	
					EU-27 total	1082	922	17.4 %	
					Others	77	5	-	
					Total	4 633	3 441	34.6 %	

Source: Statistics Canada / Source: CFIA





United States

Week ending November 16, 2024

Federally Inspected Slaughter							Pennsylvania Calf Auction			
		Weekly		Year to date			November 16, 2024			
		2024	2023	2024	2023	% chg	\$ / 100 lbs			
Milk-fed or nature										
North East & North Central		1 804	2 589	95 816	112 741	-15.0 %				
Other calves		1 777	2 412	85 684	146 663	-41.6 %				
Total		3 581	5 001	181 500	259 404	-30.0 %				
Production										
Veal (million lbs)		0.7	0.9	33.9	41.5	-18.3 %				
Live weight (lbs)		346	299							
Dressed weight (lbs)		206	177							
North East & North Central										
(Veal Carcass, Hot Basis – Paid to Producer (Hide off, 255-315 lbs))										
Special fed : milk fed, nature										
\$US / 100 lbs		Weighted Average		Min	Max					
Non-Packer & Packers Owned		519.78		505.00	525.00					
							Graded Holstein Bull Calves* Number 1: - 89 lbs (69 head), 90-120 lbs (236 head), + 120 lbs (8 head), Beef Cross (90 head) Number 2: - 100 lbs (35 head), + 100 lbs (19 head), Beef Cross (80 head) Number 3: - 100 lbs (26 head), + 100 lbs (0 head), Beef Cross (0 head)			
							* Does not include all head sold			

Source : USDA

Source : USDA