



Veal Supply at a Glance - Canada

For week ending November 9, 2024

Quebec Live Auction											
Dairy Calves	Number	2024			Number	2023			Volume (YTD)		
		Price (\$ / 100 lbs)				Price (\$ / 100 lbs)			head		
Holstein Male	(head)	Average	Min	Max	(head)	Average	Min	Max	2024	2023	% chg
Good 90 -120 lbs	699	878.00	800.00	970.00	618	487.00	450.00	525.00	26 465	22 945	15.3 %
Good 121 - 140 lbs	176	773.00	680.00	860.00	161	472.00	435.00	505.00	7 125	7 068	0.8 %
Average 90 - 140 lbs	319	717.00	500.00	860.00	350	398.00	250.00	490.00	14 044	17 034	-17.6 %
Misc. - All weights	204	631.00	300.00	950.00	202	169.00	20.00	460.00	6 226	7 711	-19.3 %
Holstein Female											
Good 90 -120 lbs	52	788.00	600.00	875.00	54	409.00	330.00	510.00	2 391	2 028	17.9 %
Other milk breeds (all weights)	79	522.00	50.00	950.00	29	188.00	30.00	430.00	1 950	936	108.3 %
Crossbreeds dairy-butcher (all weights)	79	522.00	50.00	950.00	725	825.00	620.00	940.00	22 329	26 553	-15.9 %
A2 Grain fed veal cattle (hide off)	1,401	465.00	n/a	n/a	1,383	395.00	n/d	n/d	64 212	62 213	3.2 %
688 lbs live / 375-419 lbs hide off											

Source: Les producteurs de bovins du Québec

Ontario Live Auction											
	Number	2024			Number	2023			Volume (YTD)		
		Price (\$ / 100 lbs)				Price (\$ / 100 lbs)			head		
	(head)	Average	Min	Max	(head)	Average	Min	Max	2024	2023	% chg
+ 600 lbs	403	276.73	247.36	297.43	399	240.24	221.86	256.76	24 787	25 901	-4.3 %
451 - 600 lbs	30	280.40	261.67	301.27	16	220.81	201.12	240.18	662	1 145	-42.2 %
301 - 450 lbs	24	371.49	249.13	448.82	31	210.65	153.23	276.27	932	1 301	-28.4 %
126 - 300 lbs	118	673.95	447.69	897.88	120	414.32	289.30	608.96	5 951	5 768	3.2 %
- 125 lbs	870	827.33	591.62	1 226.22	916	521.19	353.07	825.53	39 832	37 273	6.9 %

Federally Inspected Slaughter									
	Weekly			Year to date			Carcass Weight lbs (September)		
	2024	2023	% chg	2024	2023	% chg	2024	2023	% chg
Quebec	2 758	3 196	-13.7 %	128 591	135 982	-5.4 %	369	368	0.2 %
Rest of Canada	12	0	-	339	0	-	335	-	-
Canada	2 770	3 196	-13.3 %	128 930	135 982	-5.2 %	369	371	-0.4 %

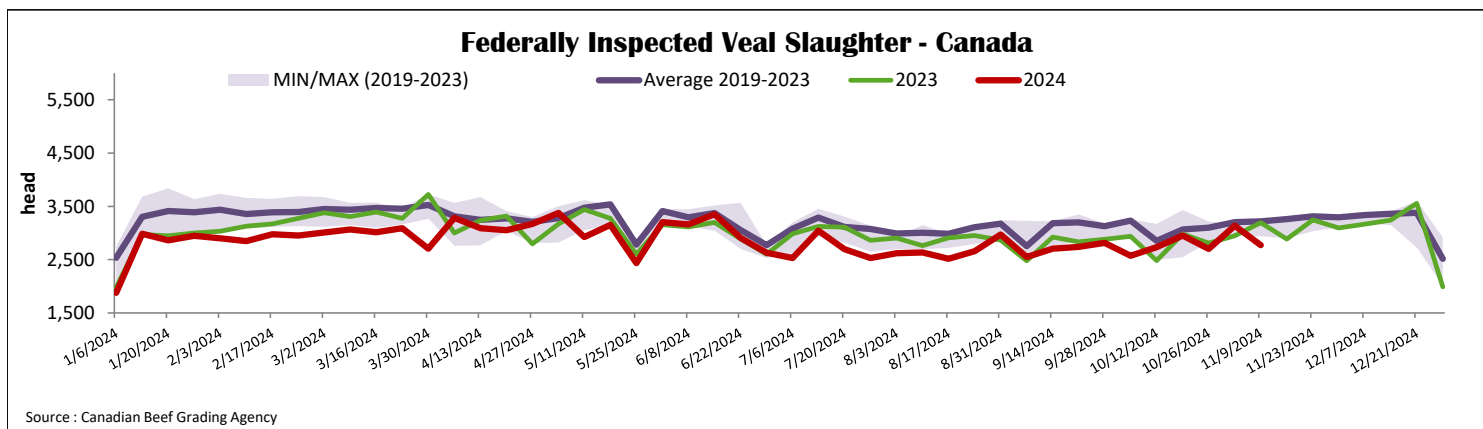
Source: Canadian Beef Grading Agency

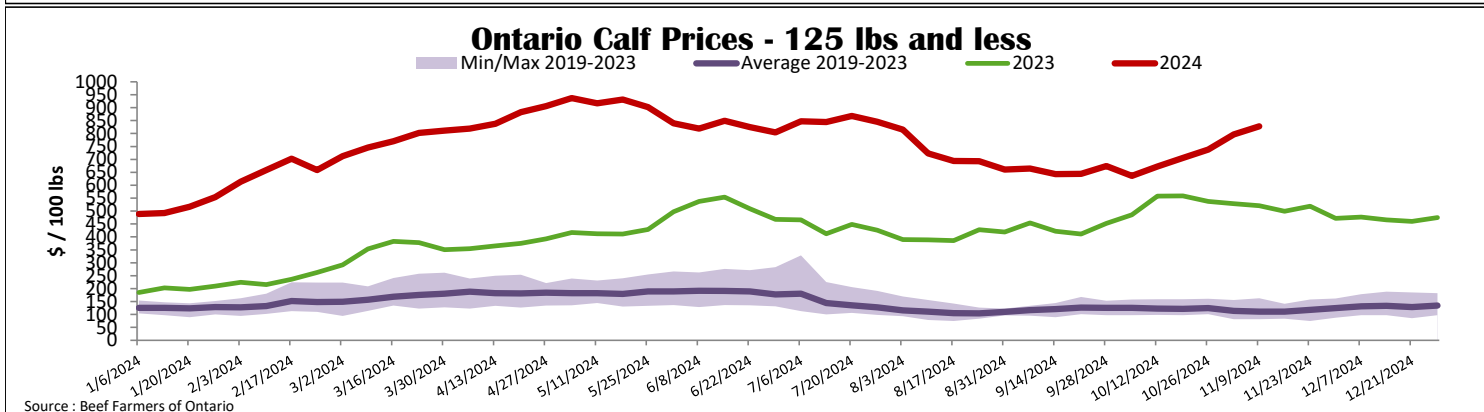
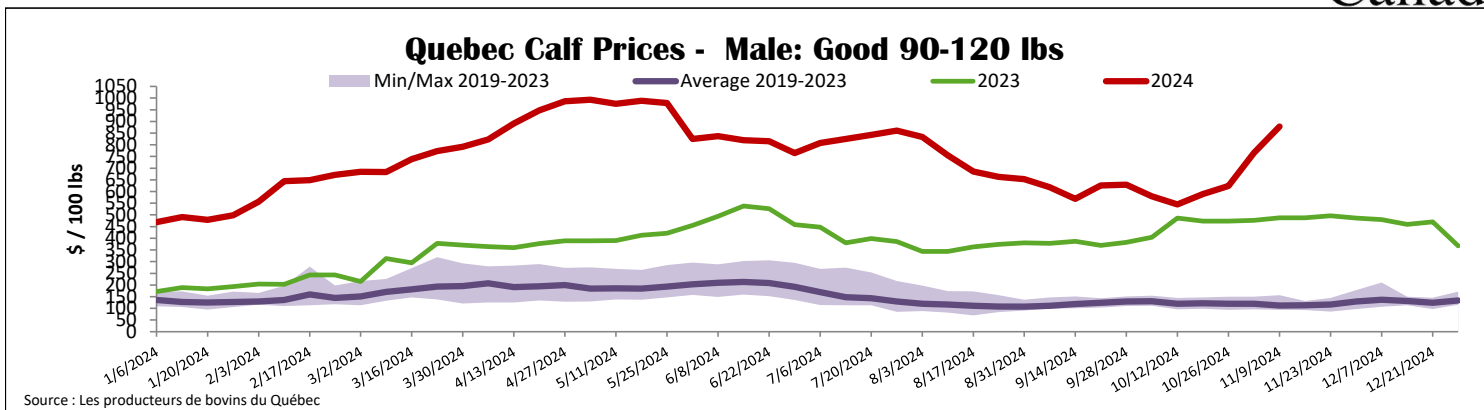
Source: Canadian Food Inspection Agency (CFIA)

Domestic Exports					Imports				
Total veal (tonnes)	Jan. 1 - Sept. 30, 2024				Total veal (tonnes)	Jan. 1 - Nov. 9, 2024			
	2024	2023	% chg			2024	2023	% chg	
United States	2 419	2 775	-12.8 %		United States	316	550	-42.5 %	
United Arab Emirates	118	117	0.8 %		Australia	63	0	-	
Qatar	3	5	-29.3 %		New Zealand	2 850	1 778	60.3 %	
Others	0	0	-		EU-27				
Total	2 541	2 897	-12.3 %		Netherlands	662	624	6.0 %	
					Others	366	256	42.8 %	
					EU-27 total	1028	881	16.7 %	
					Others	77	5	-	
					Total	4 334	3 213	34.9 %	

Source: Statistics Canada

Source: CFIA





United States

Week ending November 2, 2024

	Federally Inspected Slaughter			Year to date		
	2024	2023	% chg	2024	2023	% chg
Milk-fed or nature						
North East & North Central	1 980	2 475	-20.0 %	92 359	107 324	-13.9 %
Other calves	1 737	2 813	-38.3 %	81 966	136 447	-39.9 %
Total	3 717	5 288	-29.7 %	174 325	243 771	-28.5 %
Production						
Veal (million lbs)	0.7	0.9	-22.2 %	32.5	39.6	-17.9 %
Live weight (lbs)	329	305	7.9 %			
Dressed weight (lbs)	196	181	8.3 %			

Source : USDA

		Pennsylvania Calf Auction			
		November 2, 2024			
		\$ / 100 lbs			
		Weight	Head	Min	Max
Number 1	- 89 lbs	146	200.00	735.00	
	90 - 120 lbs	396	485.00	860.00	
	+ 120 lbs	9	425.00	530.00	
Beef Cross		192	650.00	1060.00	
Number 2	- 100 lbs	45	350.00	600.00	
	+ 100 lbs	8	400.00	775.00	
	Beef Cross	49	660.00	825.00	
Number 3	- 100 lbs	19	120.00	500.00	
	+ 100 lbs	6	200.00	375.00	
	Beef Cross	0	0.00	0.00	

North East & North Central				
(Veal Carcass, Hot Basis – Paid to Producer (Hide off, 255-315 lbs))				
Special fed : milk fed, nature				
\$US / 100 lbs	Weighted Average	Min	Max	
Non-Packer & Packers Owned	516.98	483.00	525.00	

Source : USDA

* Does not include all head sold

Source : USDA