



## Veal Supply at a Glance - Canada

For week ending November 16, 2024

Quebec Live Auction											
Dairy Calves	Number	2024			Number	2023			Volume (YTD)		
		Price ( \$ / 100 lbs)				Price ( \$ / 100 lbs)			head		
Holstein Male	(head)	Average	Min	Max	(head)	Average	Min	Max	2024	2023	% chg
Good 90 -120 lbs	643	878.00	800.00	950.00	577	488.00	430.00	530.00	27 108	23 522	15.2 %
Good 121 - 140 lbs	154	768.00	700.00	830.00	144	471.00	435.00	500.00	7 279	7 212	0.9 %
Average 90 - 140 lbs	271	704.00	400.00	870.00	356	402.00	300.00	505.00	14 315	17 390	-17.7 %
Misc. - All weights	115	284.00	20.00	820.00	204	132.00	30.00	340.00	6 341	7 915	-19.9 %
Holstein Female											
Good 90 -120 lbs	51	823.00	740.00	920.00	55	397.00	300.00	460.00	2 442	2 083	17.2 %
Other milk breeds (all weights)	49	505.00	20.00	1 000.00	43	191.00	50.00	445.00	1 999	979	104.2 %
Crossbreeds dairy-butcher (all weights)	777	1 234.00	990.00	1 410.00	600	793.00	582.00	915.00	23 106	27 153	-14.9 %
A2 Grain fed veal cattle (hide off)	1,421	470.00	n/a	n/a	1,452	395.00	n/d	n/d	65 633	63 665	3.1 %
688 lbs live / 375-419 lbs hide off											

Source: Les producteurs de bovins du Québec

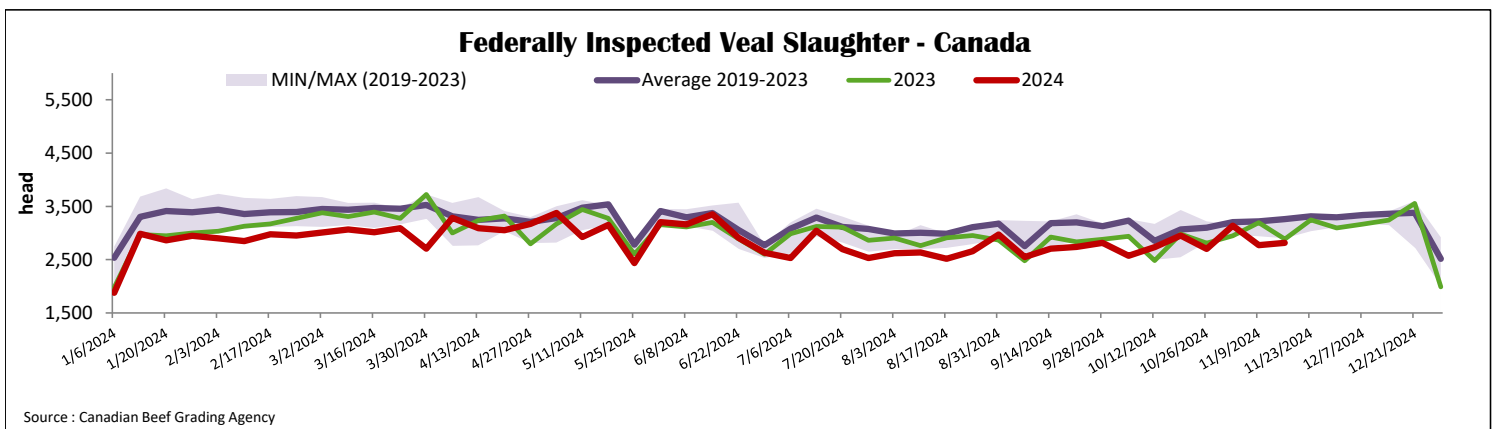
Ontario Live Auction											
	Number	2024			Number	2023			Volume (YTD)		
		Price ( \$ / 100 lbs)				Price ( \$ / 100 lbs)			head		
	(head)	Average	Min	Max	(head)	Average	Min	Max	2024	2023	% chg
+ 600 lbs	501	279.20	250.47	309.07	563	234.97	211.92	252.23	25 288	26 464	-4.4 %
451 - 600 lbs	8	240.57	202.00	264.50	57	323.13	201.28	518.12	670	1 202	-44.3 %
301 - 450 lbs	12	243.32	200.42	311.67	43	252.70	176.74	308.43	944	1 344	-29.8 %
126 - 300 lbs	134	644.06	486.87	933.95	158	385.99	249.37	587.22	6 085	5 926	2.7 %
- 125 lbs	850	869.91	640.39	1 231.31	944	499.70	343.91	763.99	40 682	38 217	6.5 %

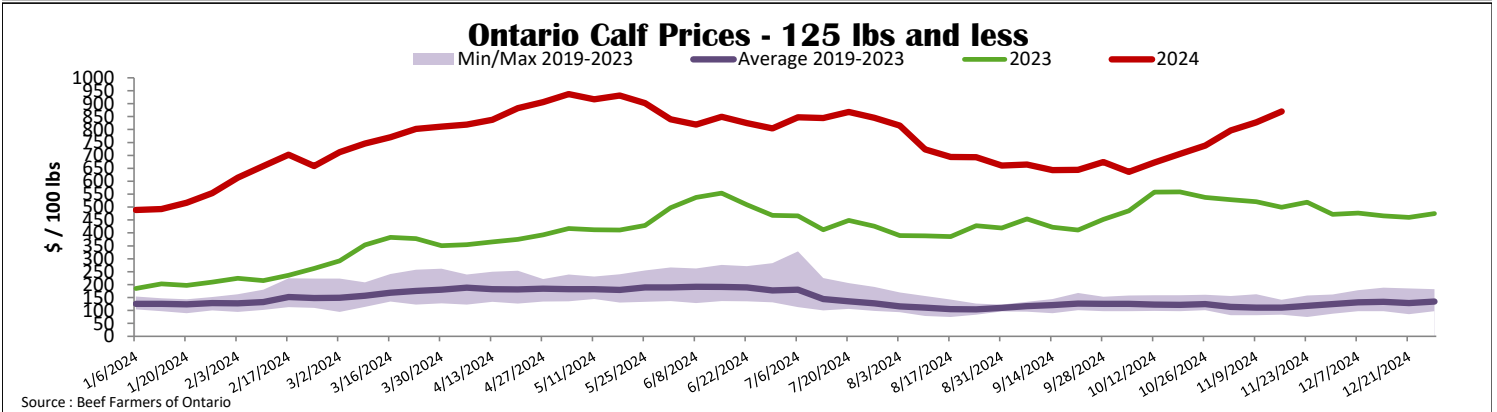
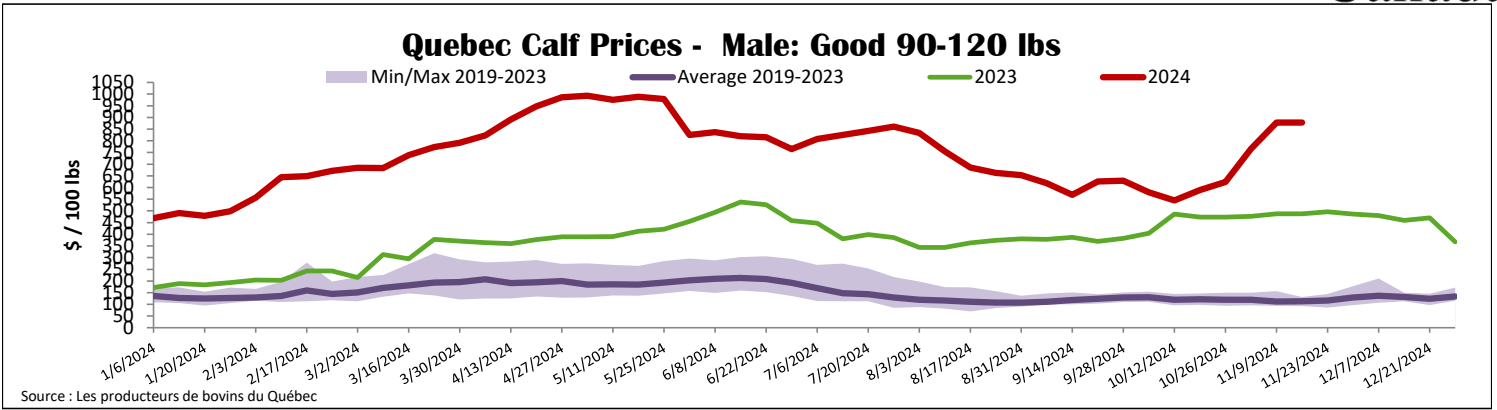
Federally Inspected Slaughter									
	Weekly			Year to date			Carcass Weight lbs (September)		
	2024	2023	% chg	2024	2023	% chg	2024	2023	% chg
Quebec	2 805	2 884	-2.7 %	131 396	138 866	-5.4 %	369	368	0.2 %
Rest of Canada	11	0	-	350	0	-	335	-	-
<b>Canada</b>	<b>2 816</b>	<b>2 884</b>	<b>-2.4 %</b>	<b>131 746</b>	<b>138 866</b>	<b>-5.1 %</b>	<b>369</b>	<b>371</b>	<b>-0.4 %</b>

Source: Canadian Beef Grading Agency / Source: Canadian Food Inspection Agency (CFIA)

Domestic Exports					Imports				
Total veal (tonnes)	Jan. 1 - Sept. 30, 2024				Total veal (tonnes)	Jan. 1 - Nov. 16, 2024			
	2024	2023	% chg			2024	2023	% chg	
United States	2 419	2 775	-12.8 %		United States	317	554	-42.7 %	
United Arab Emirates	118	117	0.8 %		Australia	63	0	-	
Qatar	3	5	-29.3 %		New Zealand	3 017	1 853	62.8 %	
Others	0	0	-		<b>EU-27</b>				
<b>Total</b>	<b>2 541</b>	<b>2 897</b>	<b>-12.3 %</b>		Netherlands	664	634	4.7 %	
					Others	366	256	42.8 %	
					<b>EU-27 total</b>	<b>1030</b>	<b>890</b>	<b>15.7 %</b>	
					Others	77	5	-	
					<b>Total</b>	<b>4 505</b>	<b>3 302</b>	<b>36.4 %</b>	

Source: Statistics Canada / Source: CFIA





## United States

Week ending November 9, 2024

### Federally Inspected Slaughter

	Weekly			Year to date		
	2024	2023	% chg	2024	2023	% chg
Milk-fed or nature						
North East & North Central	1 653	2 828	-41.5 %	94 012	110 152	-14.7 %
Other calves	1 941	2 530	-23.3 %	83 907	138 977	-39.6 %
<b>Total</b>	<b>3 594</b>	<b>5 358</b>	<b>-32.9 %</b>	<b>177 919</b>	<b>249 129</b>	<b>-28.6 %</b>
Production						
Veal (million lbs)	0.7	1.0	-30.0 %	33.2	40.6	-18.2 %
Live weight (lbs)	341	303	12.5 %			
Dressed weight (lbs)	203	180	12.8 %			

Source : USDA

### Pennsylvania Calf Auction

Graded Holstein Bull Calves\* November 9, 2024

	Weight	Head	\$ / 100 lbs	
			Min	Max
Number 1	- 89 lbs	105	310.00	720.00
	90 - 120 lbs	312	85.00	700.00
	+ 120 lbs	7	450.00	580.00
	Beef Cross	180	675.00	1000.00
Number 2	- 100 lbs	56	400.00	600.00
	+ 100 lbs	41	450.00	640.00
	Beef Cross	52	525.00	875.00
Number 3	- 100 lbs	13	110.00	575.00
	+ 100 lbs	6	325.00	550.00
	Beef Cross	0	0.00	0.00

\* Does not include all head sold

Source : USDA

### North East & North Central

(Veal Carcass, Hot Basis – Paid to Producer (Hide off, 255-315 lbs))

Special fed : milk fed, nature

\$US / 100 lbs	Weighted Average	Min	Max
Non-Packer & Packers Owned	519.73	505.00	525.00

Source : USDA