



### Veal Supply at a Glance - Canada

For week ending September 14, 2024

Quebec Live Auction											
Dairy Calves	Number	2024			Number	2023			Volume (YTD)		
		Price ( \$ / 100 lbs)				Price ( \$ / 100 lbs)			head		
Holstein Male	(head)	Average	Min	Max	(head)	Average	Min	Max	2024	2023	% chg
Good 90 -120 lbs	591	569.00	430.00	640.00	604	387.00	345.00	420.00	21 183	18 199	16.4 %
Good 121 - 140 lbs	155	545.00	450.00	600.00	141	372.00	330.00	405.00	5 824	5 818	0.1 %
Average 90 - 140 lbs	402	446.00	300.00	550.00	462	307.00	195.00	365.00	11 892	14 112	-15.7 %
Misc. - All weights	94	179.00	30.00	480.00	213	122.00	20.00	320.00	4 936	6 240	-20.9 %
Holstein Female											
Good 90 -120 lbs	50	497.00	350.00	600.00	59	323.00	200.00	360.00	1 981	1 613	22.8 %
Other milk breeds (all weights)	121	466.00	50.00	720.00	57	214.00	20.00	390.00	1 375	691	99.0 %
Crossbreeds dairy-butcher (all weights)	372	946.00	640.00	1 130.00	705	715.00	535.00	830.00	17 412	21 112	-17.5 %
A2 Grain fed veal cattle (hide off)	1,358	445.00	n/a	n/a	1,167	371.00	n/d	n/d	54 418	51 865	4.9 %
688 lbs live / 375-419 lbs hide off											

Source: Les producteurs de bovins du Québec

Ontario Live Auction											
	Number	2024			Number	2023			Volume (YTD)		
		Price ( \$ / 100 lbs)				Price ( \$ / 100 lbs)			head		
	(head)	Average	Min	Max	(head)	Average	Min	Max	2024	2023	% chg
+ 600 lbs	493	237.97	211.65	262.42	583	214.38	191.81	233.69	20 970	21 691	-3.3 %
451 - 600 lbs	16	222.01	180.63	248.88	14	208.98	206.00	211.86	541	989	-45.3 %
301 - 450 lbs	19	345.29	301.45	386.18	52	334.83	236.83	428.32	725	956	-24.2 %
126 - 300 lbs	129	552.56	393.20	798.78	172	386.29	228.60	602.44	4 955	4 643	6.7 %
- 125 lbs	912	642.92	437.71	984.17	995	421.85	281.28	709.10	32 540	29 940	8.7 %

Federally Inspected Slaughter									
	Weekly			Year to date			Carcass Weight lbs (July)		
	2024	2023	% chg	2024	2023	% chg	2024	2023	% chg
Quebec	2 705	2 922	-7.4 %	106 283	112 912	-5.9 %	369	370	-0.2 %
Rest of Canada	0	0	-	224	0	-	333	-	-
<b>Canada</b>	<b>2 705</b>	<b>2 922</b>	<b>-7.4 %</b>	<b>106 507</b>	<b>112 912</b>	<b>-5.7 %</b>	<b>369</b>	<b>371</b>	<b>-0.4 %</b>

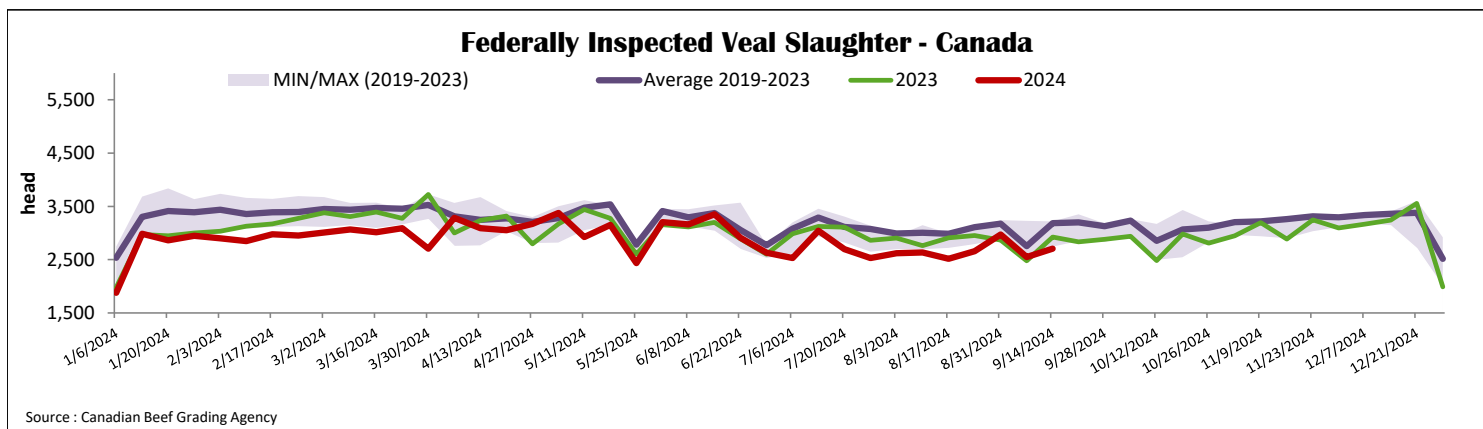
Source: Canadian Beef Grading Agency

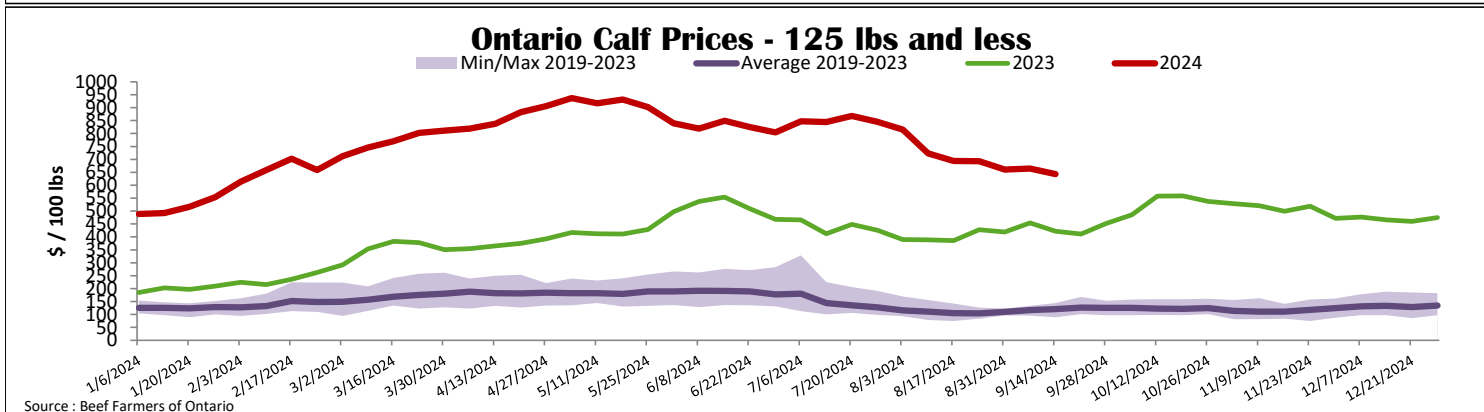
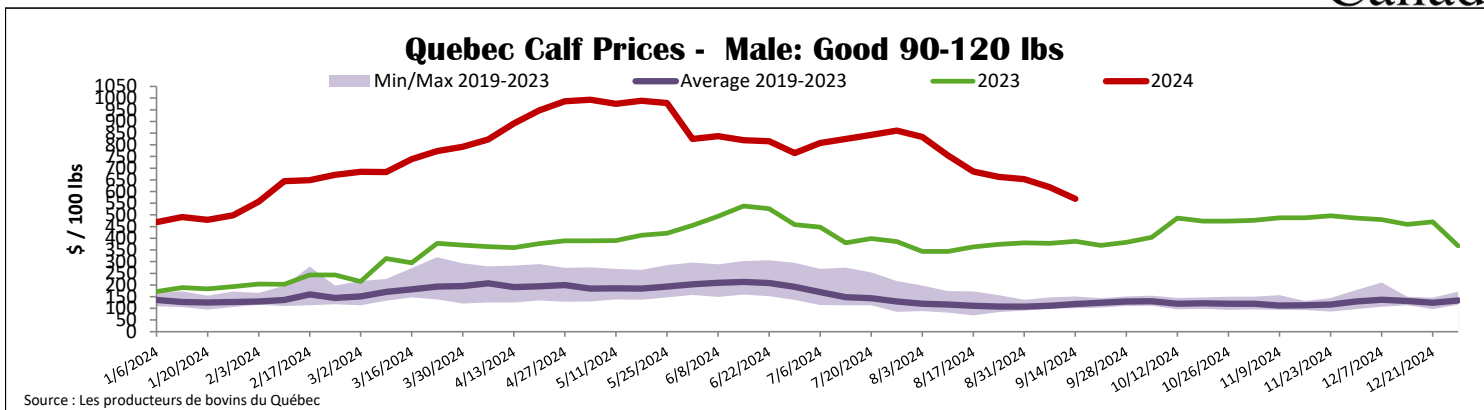
Source: Canadian Food Inspection Agency (CFIA)

Domestic Exports					Imports				
Total veal (tonnes)	Jan. 1 - July 31, 2024				Total veal (tonnes)	Jan. 1 - Sept. 14, 2024			
	2024	2023	% chg			2024	2023	% chg	
United States	1 792	3 617	-50.5 %		United States	251	491	-48.9 %	
United Arab Emirates	92	177	-48.0 %		Australia	59	0	-	
Qatar	0	5	-		New Zealand	296	586	-49.4 %	
Others	0	0	-		<b>EU-27</b>				
<b>Total</b>	<b>1 884</b>	<b>3 800</b>	<b>-50.4 %</b>		Netherlands	362	477	-24.1 %	
					Others	253	203	24.3 %	
					<b>EU-27 total</b>	<b>615</b>	<b>680</b>	<b>-9.6 %</b>	
					Others	53	5	-	
					<b>Total</b>	<b>1 273</b>	<b>1 761</b>	<b>-27.7 %</b>	

Source: Statistics Canada

Source: CFIA





## United States

Week ending September 7, 2024

	Federally Inspected Slaughter			Year to date		
	2024	2023	% chg	2024	2023	% chg
Milk-fed or nature						
North East & North Central	1 446	2 088	-30.7 %	76 837	86 782	-11.5 %
Other calves	1 591	2 663	-40.3 %	68 043	115 969	-41.3 %
<b>Total</b>	<b>3 037</b>	<b>4 751</b>	<b>-36.1 %</b>	<b>144 880</b>	<b>202 751</b>	<b>-28.5 %</b>
Production						
Veal (million lbs)	0.5	0.8	-37.5 %	26.9	32.4	-17.0 %
Live weight (lbs)	299	278	7.6 %			
Dressed weight (lbs)	177	164	7.9 %			

Source : USDA

Pennsylvania Calf Auction				
Graded Holstein Bull Calves* September 7, 2024				
	Weight	Head	\$ / 100 lbs	
			Min	Max
Number 1	- 89 lbs	7	500.00	600.00
	90 - 120 lbs	34	250.00	675.00
	+ 120 lbs	0	0.00	0.00
Number 2	Beef Cross	9	625.00	850.00
	- 100 lbs	7	450.00	550.00
	+ 100 lbs	6	500.00	535.00
Number 3	Beef Cross	5	425.00	800.00
	- 100 lbs	5	225.00	475.00
	+ 100 lbs	0	0.00	0.00
	Beef Cross	0	0.00	0.00

North East & North Central				
(Veal Carcass, Hot Basis – Paid to Producer (Hide off, 255-315 lbs))				
	Weighted Average	Min	Max	
Special fed : milk fed, nature				
\$US / 100 lbs				
Non-Packer & Packers Owned	509.10	495.00	520.00	

Source : USDA

\* Does not include all head sold

Source : USDA