

Veal Supply at a Glance - Canada

For week ending August 17, 2024

Quebec Live Auction											
Dairy Calves	Number	2024			Number	2023			Volume (YTD)		
		Price (\$ / 100 lbs)				Price (\$ / 100 lbs)			head		
Holstein Male	(head)	Average	Min	Max	(head)	Average	Min	Max	2024	2023	% chg
Good 90 -120 lbs	531	686.00	600.00	760.00	583	363.00	320.00	395.00	18 684	15 844	17.9 %
Good 121 - 140 lbs	127	646.00	570.00	730.00	202	350.00	300.00	380.00	5 186	5 233	-0.9 %
Average 90 - 140 lbs	380	547.00	300.00	720.00	368	309.00	250.00	360.00	10 649	12 541	-15.1 %
Misc. - All weights	168	119.00	16.00	375.00	204	106.00	20.00	260.00	4 436	5 468	-18.9 %
Holstein Female											
Good 90 -120 lbs	45	615.00	490.00	700.00	59	285.00	220.00	355.00	1 785	1 404	27.1 %
Other milk breeds (all weights)	47	338.00	20.00	770.00	26	237.00	50.00	490.00	1 078	560	92.5 %
Crossbreeds dairy-butcher (all weights)	840	1 041.00	800.00	1 240.00	658	605.00	400.00	720.00	15 486	18 442	-16.0 %
A2 Grain fed veal cattle (hide off)	1,338	425.00	n/a	n/a	1,220	360.00	n/d	n/d	49 010	46 649	5.1 %
688 lbs live / 375-419 lbs hide off											

Source: Les producteurs de bovins du Québec

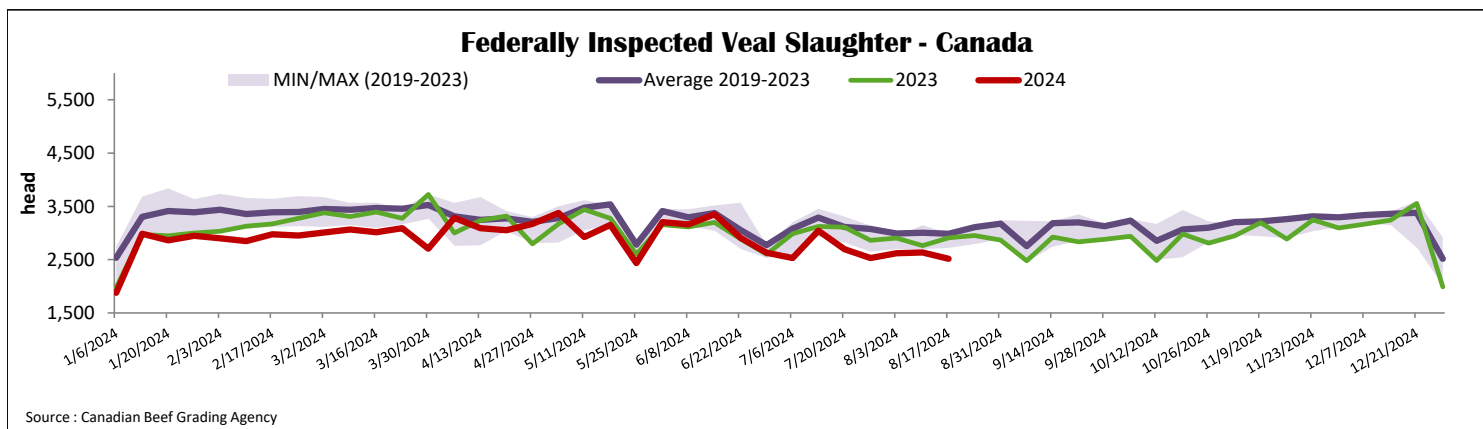
Ontario Live Auction											
	Number	2024			Number	2023			Volume (YTD)		
		Price (\$ / 100 lbs)				Price (\$ / 100 lbs)			head		
	(head)	Average	Min	Max	(head)	Average	Min	Max	2024	2023	% chg
+ 600 lbs	547	248.87	217.96	276.76	617	197.53	175.20	218.82	18 891	19 571	-3.5 %
451 - 600 lbs	17	199.51	188.18	208.18	17	158.48	112.71	183.94	487	912	-46.6 %
301 - 450 lbs	18	377.64	336.94	414.72	24	218.25	174.58	267.60	647	859	-24.7 %
126 - 300 lbs	135	577.66	324.37	920.30	158	308.53	186.32	527.94	4 447	4 164	6.8 %
- 125 lbs	952	693.35	463.38	1 055.90	992	385.92	257.88	600.08	28 865	26 307	9.7 %

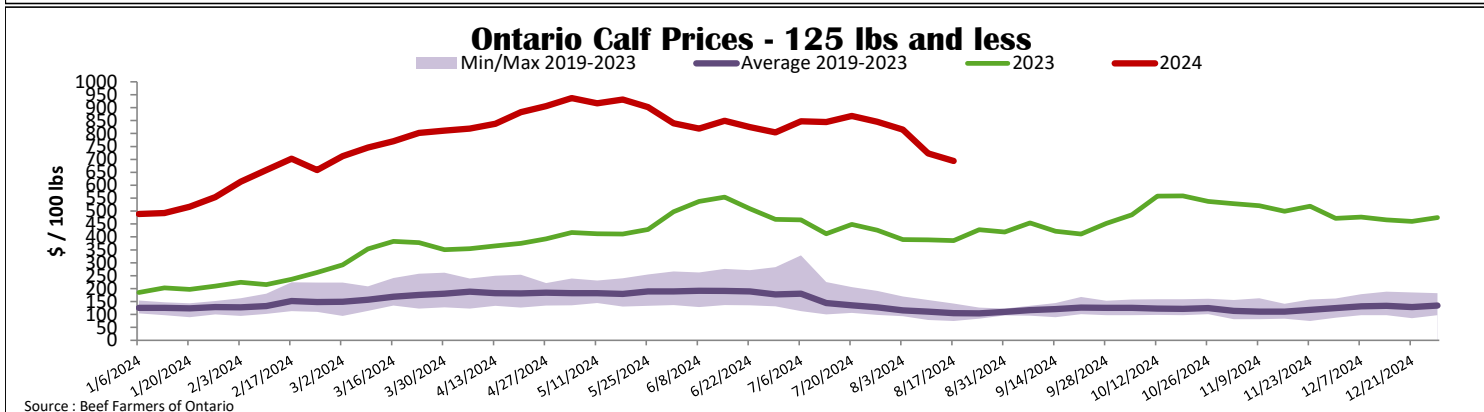
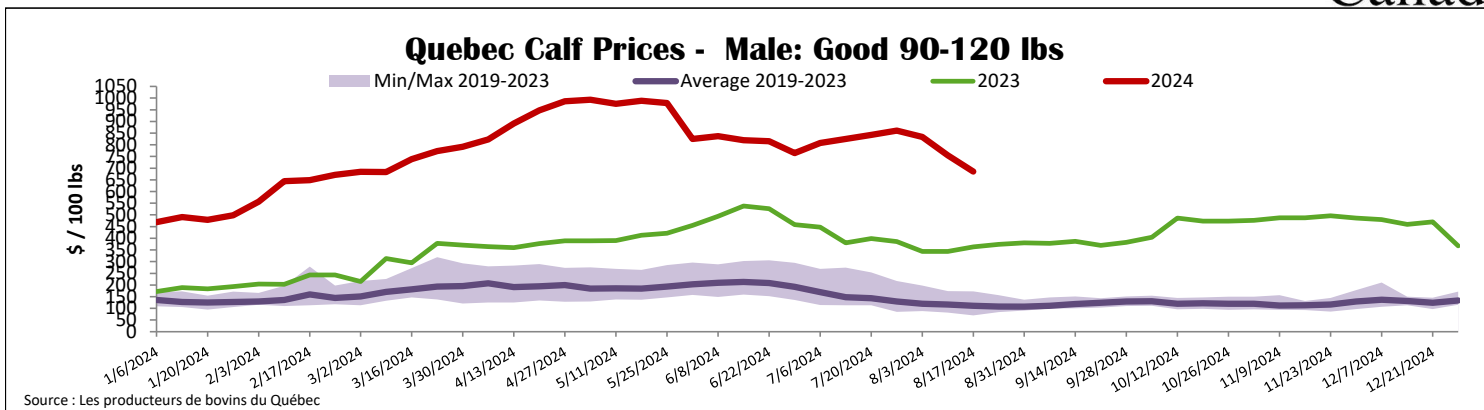
Federally Inspected Slaughter									
	Weekly			Year to date			Carcass Weight lbs (June)		
	2024	2023	% chg	2024	2023	% chg	2024	2023	% chg
Quebec	2 482	2 910	-14.7 %	95 405	101 691	-6.2 %	369	371	-0.4 %
Rest of Canada	36	0	-	224	0	-	353	-	-
Canada	2 518	2 910	-13.5 %	95 629	101 691	-6.0 %	369	371	-0.4 %

Source: Canadian Beef Grading Agency / Source: Canadian Food Inspection Agency (CFIA)

Domestic Exports					Imports				
Total veal (tonnes)	Jan. 1 - June 30, 2024				Total veal (tonnes)	Jan. 1 - Aug. 17, 2024			
	2024	2023	% chg			2024	2023	% chg	
United States	1 488	3 617	-58.9 %		United States	248	462	-46.2 %	
United Arab Emirates	86	177	-51.2 %		Australia	59	0	-	
Qatar	0	5	-		New Zealand	56	32	78.8 %	
Others	0	0	-		EU-27				
Total	1 575	3 800	-58.6 %		Netherlands	338	332	1.9 %	
					Others	230	171	34.6 %	
					EU-27 total	568	502	13.0 %	
					Others	53	0	-	
					Total	984	996	-1.1 %	

Source: Statistics Canada / Source: CFIA





United States

Week ending August 10, 2024

	Federally Inspected Slaughter			Year to date		
	2024	2023	% chg	2024	2023	% chg
Milk-fed or nature						
North East & North Central	2 084	1 884	10.6 %	69 310	77 311	-10.3 %
Other calves	1 372	3 983	-65.6 %	61 026	104 377	-41.5 %
Total	3 456	5 867	-41.1 %	130 336	181 688	-28.3 %
Production						
Veal (million lbs)	0.6	1.0	-40.0 %	24.3	29.0	-16.2 %
Live weight (lbs)	313	277	13.0 %			
Dressed weight (lbs)	186	163	14.1 %			

Source : USDA

Pennsylvania Calf Auction				
Graded Holstein Bull Calves*				
August 10, 2024				
	Weight	Head	\$ / 100 lbs	
			Min	Max
Number 1	- 89 lbs	58	575.00	735.00
	90 - 120 lbs	167	535.00	710.00
	+ 120 lbs	6	350.00	605.00
	Beef Cross	92	750.00	1175.00
Number 2	- 100 lbs	57	200.00	685.00
	+ 100 lbs	25	500.00	710.00
	Beef Cross	28	710.00	1075.00
Number 3	- 100 lbs	32	100.00	560.00
	+ 100 lbs	5	100.00	525.00
	Beef Cross	0	0.00	0.00

North East & North Central				
(Veal Carcass, Hot Basis – Paid to Producer (Hide off, 255-315 lbs))				
Special fed : milk fed, nature				
\$US / 100 lbs	Weighted Average	Min	Max	
Non-Packer & Packers Owned	493.50	463.00	505.00	

Source : USDA

* Does not include all head sold

Source : USDA