



## Veal Supply at a Glance - Canada

For week ending June 29, 2024

Quebec Live Auction											
Dairy Calves	Number	2024			Number	2023			Volume (YTD)		
		Price ( \$ / 100 lbs)				Price ( \$ / 100 lbs)			head		
Holstein Male	(head)	Average	Min	Max	(head)	Average	Min	Max	2024	2023	% chg
Good 90 -120 lbs	447	765.00	690.00	880.00	460	458.00	400.00	505.00	14 598	12 169	20.0 %
Good 121 - 140 lbs	135	714.00	660.00	815.00	174	438.00	370.00	470.00	4 130	4 089	1.0 %
Average 90 - 140 lbs	320	636.00	460.00	760.00	459	388.00	300.00	450.00	8 317	9 641	-13.7 %
Misc. - All weights	166	562.00	300.00	760.00	158	142.00	20.00	300.00	3 242	4 059	-20.1 %
Holstein Female											
Good 90 -120 lbs	38	685.00	600.00	770.00	49	459.00	400.00	500.00	1 399	1 034	35.3 %
Other milk breeds (all weights)	48	599.00	60.00	880.00	13	260.00	35.00	400.00	730	435	67.8 %
Crossbreeds dairy-butcher (all weights)	319	1 039.00	680.00	1 290.00	617	747.00	600.00	880.00	11 939	13 868	-13.9 %
A2 Grain fed veal cattle (hide off)	1,112	415.00	n/a	n/a	1,639	355.00	n/d	n/d	40 342	37 296	8.2 %
688 lbs live / 375-419 lbs hide off											

Source: Les producteurs de bovins du Québec

Ontario Live Auction											
	Number	2024			Number	2023			Volume (YTD)		
		Price ( \$ / 100 lbs)				Price ( \$ / 100 lbs)			head		
	(head)	Average	Min	Max	(head)	Average	Min	Max	2024	2023	% chg
+ 600 lbs	583	226.31	202.25	252.23	598	190.14	167.30	210.25	14 963	15 503	-3.5 %
451 - 600 lbs	12	217.16	191.25	241.21	23	170.09	136.61	208.48	415	753	-44.9 %
301 - 450 lbs	25	314.16	225.59	391.19	20	161.83	129.74	214.48	565	729	-22.5 %
126 - 300 lbs	186	669.55	468.60	1 049.03	142	381.67	250.50	606.83	3 569	3 257	9.6 %
- 125 lbs	992	804.02	597.44	1 200.42	877	467.53	329.61	693.84	22 164	19 695	12.5 %

Federally Inspected Slaughter									
	Weekly			Year to date			Carcass Weight lbs (May)		
	2024	2023	% chg	2024	2023	% chg	2024	2023	% chg
Quebec	2 549	2 603	-2.1 %	77 021	81 034	-5.0 %	369	373	-1.1 %
Rest of Canada	80	0	-	198	0	-	-	-	-
<b>Canada</b>	<b>2 629</b>	<b>2 603</b>	<b>1.0 %</b>	<b>77 219</b>	<b>81 034</b>	<b>-4.7 %</b>	<b>369</b>	<b>373</b>	<b>-1.1 %</b>

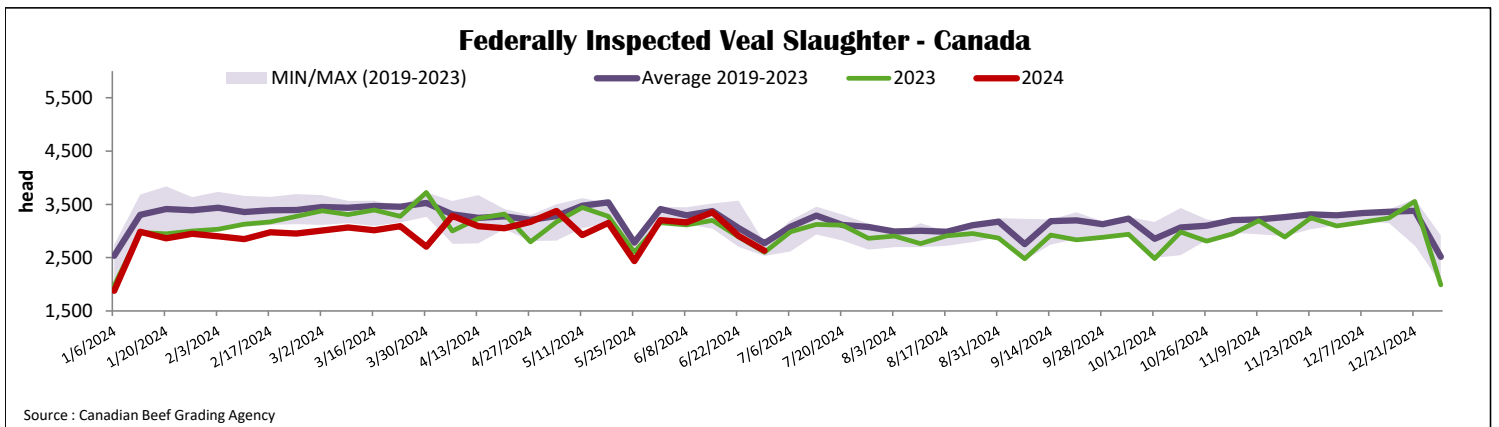
Source: Canadian Beef Grading Agency

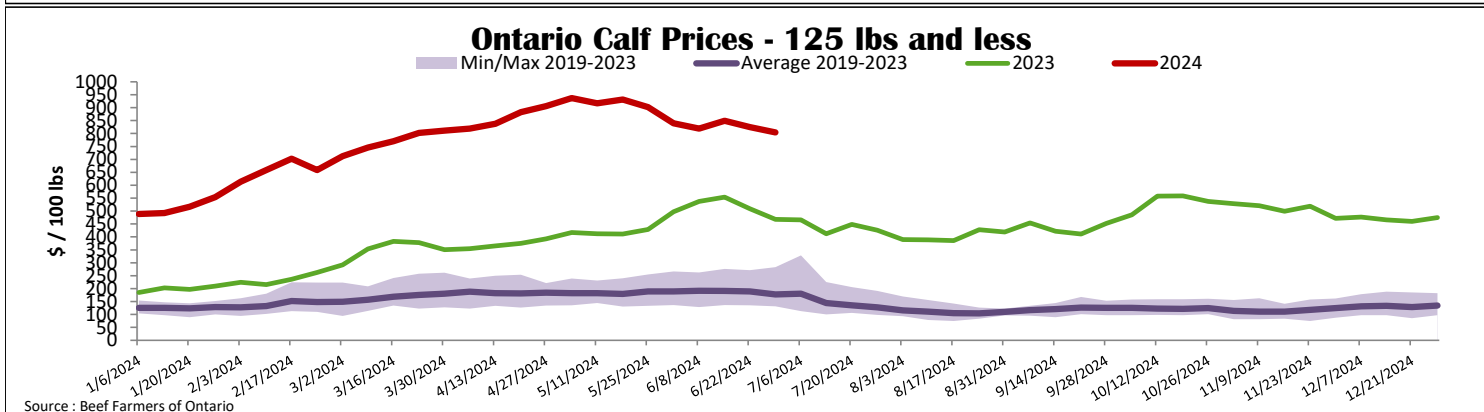
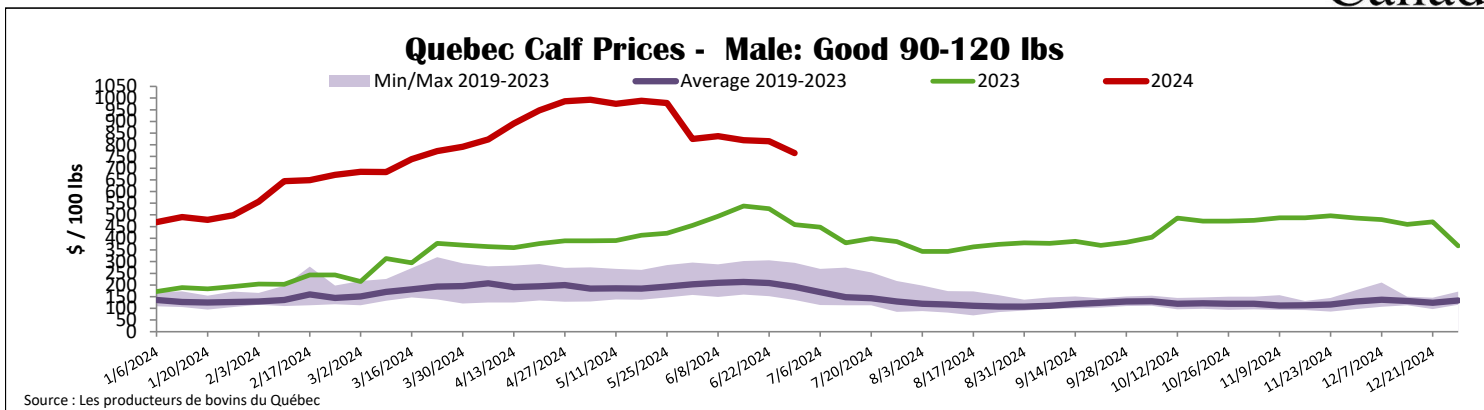
Source: Canadian Food Inspection Agency (CFIA)

Domestic Exports				Imports			
Total veal (tonnes)	Jan. 1 - May 31, 2024			Total veal (tonnes)	Jan. 1 - June 29, 2024		
	2024	2023	% chg		2024	2023	% chg
United States	1 183	1 631	-27.5 %	New Zealand	56	32	78.8 %
United Arab Emirates	74	75	-1.5 %	United States	199	413	-51.8 %
Qatar	0	5	-	Australia	24	0	-
Others	0	0	-	<b>EU-27</b>			
<b>Total</b>	<b>1 256</b>	<b>1 710</b>	<b>-26.5 %</b>	Netherlands	283	257	10.0 %
				Others	122	100	23.0 %
				<b>EU-27 total</b>	<b>406</b>	<b>357</b>	<b>13.6 %</b>
				Others	53	0	-
				<b>Total</b>	<b>738</b>	<b>802</b>	<b>-8.0 %</b>

Source: Statistics Canada

Source: CFIA





## United States

Week ending June 22, 2024

Federally Inspected Slaughter							Pennsylvania Calf Auction				
		Weekly		Year to date			Graded Holstein Bull Calves* June 22, 2024				
	2024	2023	% chg	2024	2023	% chg	\$/ 100 lbs				
Milk-fed or nature											
North East & North Central	2 133	2 420	-11.9 %	55 067	60 539	-9.0 %					
Other calves	1 551	2 896	-46.4 %	49 387	83 319	-40.7 %					
<b>Total</b>	<b>3 684</b>	<b>5 316</b>	<b>-30.7 %</b>	<b>104 454</b>	<b>143 858</b>	<b>-27.4 %</b>					
Production											
Veal (million lbs)	0.7	0.9	-22.2 %	19.5	22.8	-14.5 %					
Live weight (lbs)	329	279	17.9 %								
Dressed weight (lbs)	198	164	20.7 %								

Source : USDA

North East & North Central				
(Veal Carcass, Hot Basis – Paid to Producer (Hide off, 255-315 lbs))				
Special fed : milk fed, nature				
\$US / 100 lbs	Weighted Average		Min	Max
Non-Packer & Packers Owned	463.92	460.00	460.00	475.00

Source : USDA

Pennsylvania Calf Auction				
Graded Holstein Bull Calves* June 22, 2024				
	Weight	Head	Min	Max
Number 1	- 89 lbs	57	600.00	800.00
	90 - 120 lbs	154	535.00	850.00
	+ 120 lbs	3	495.00	620.00
	Beef Cross	94	685.00	1175.00
Number 2	- 100 lbs	48	490.00	725.00
	+ 100 lbs	28	500.00	685.00
	Beef Cross	38	600.00	1000.00
Number 3	- 100 lbs	18	280.00	650.00
	+ 100 lbs	0	0.00	0.00
	Beef Cross	0	0.00	0.00

\* Does not include all head sold

Source : USDA