



Beef Supply at a Glance - CANADA

Year to Date for the Week Ending May 4, 2024

Federally Inspected Slaughter (head)	West			East			CANADA		
	2024	2023	% chg	2024	2023	% chg	2024	2023	% chg
Steers	404,042	415,123	-3 %	137,340	141,257	-3 %	541,382	556,380	-3 %
Heifers	319,291	318,276	0 %	37,217	40,690	-9 %	356,508	358,966	-1 %
Cows	128,681	136,642	-6 %	38,607	43,616	-11 %	167,288	180,258	-7 %
Bulls	4,477	4,463	0 %	468	741	-37 %	4,945	5,204	-5 %
Total YTD	856,491	874,504	-2 %	213,632	226,304	-6 %	1,070,123	1,100,808	-3 %
Total Jan. - Dec. 2023		2,654,943			536,959			3,191,902	
Carcass Weight (lbs)									
Steers	962	911	6 %	975	965	1 %	965	925	4 %
Heifers	864	841	3 %	850	848	0 %	863	842	2 %
Cows	806	755	7 %	663	671	-1 %	773	735	5 %
Bulls	971	959	1 %	914	825	11 %	966	941	3 %

Source: Canadian Beef Grading Agency (CBGA)

Beef Output (tonnes)									
Fed	301,360	292,988	3 %	75,098	77,496	-3 %	376,458	370,483	2 %
Non-Fed	49,020	48,760	1 %	11,811	13,545	-13 %	60,831	62,306	-2 %
Total	350,380	341,748	3 %	86,909	91,041	-5 %	437,289	432,789	1 %
Total Jan. - Dec. 2023		980,904			255,102			1,236,006	

Imports					Imports				
For the period Jan. 1 - Mar. 31, 2024					For the period Jan. 1 - May. 4, 2024				
Live Cattle from U.S.					Beef & Veal Imports				
(head)	2024	2023	% chg		(tonnes)	2024	2023	% chg	
pure bred	1,026	2,572	-60 %		United States of America	31,379	33,330	-6 %	
non pure bred	76,237	77,547	-2 %		Australia	9,624	3,859	149 %	
Total	77,263	80,119	-4 %		Uruguay	7,167	5,916	21 %	
					New Zealand	3,514	4,488	-22 %	
					Mexico	6,161	3,840	60 %	
					Brazil	2,276	2,634	-14 %	
					Others	6,267	4,025	56 %	
					Total	66,388	58,092	14 %	

Source: Statistics Canada

Exports					Exports				
For the period Jan. 1 - Apr. 27, 2024					For the period Jan. 1 - Mar. 31, 2024				
Live Cattle to U.S.					Fresh, chilled & frozen (H.S. 0201, 0202)				
(head)	2024	2023	% chg		Non-CUSMA Beef/Veal total (exc. EU-27)	26,315	16,254	62 %	
slaughter steers, heifers, cows	209,226	177,574	18 %		EU-27 (Beef/Veal total)	4,538	3312	37 %	
feeder cattle & calves	50,978	48,274	6 %						
bulls	7,260	8,830	-18 %						
others	5,262	6,149	-14 %						
Total	272,726	240,827	13 %						

Source: USDA - APHIS

Source: Canadian Food Inspection Agency (CFIA)

Exports									
For the period Jan. 1 - Mar. 31, 2024									
Beef & Veal Exports to U.S.									
(tonnes)	2024	2023	% chg						
Carcasses and Half-Carcasses	595	N/A		0	N/A	595	998	-40 %	
Primal Cuts	8,742	79,389		462	4,870	93,463	82,823	13 %	
Chuck	2,462	17,552		0	0	20,014	16,575	21 %	
Loin	971	10,840		0	87	11,897	11,207	6 %	
Brisket	0	6,451		0	0	6,451	5,181	25 %	
Flank and Plate	966	3,635		0	289	4,889	5,340	-8 %	
Hip	191	6,278		0	3	6,472	6,227	4 %	
Rib	3,420	4,469		23	105	8,017	6,891	16 %	
Others	731	30,165		438	4,387	35,722	31,400	14 %	
Offals	N/A	N/A		N/A	N/A	6,422	5,384	19 %	
Processed	N/A	N/A		N/A	N/A	1,491	2,256	-34 %	
Total	9,337	79,389		462	4,870	101,970	91,460	11 %	

Source: Statistics Canada

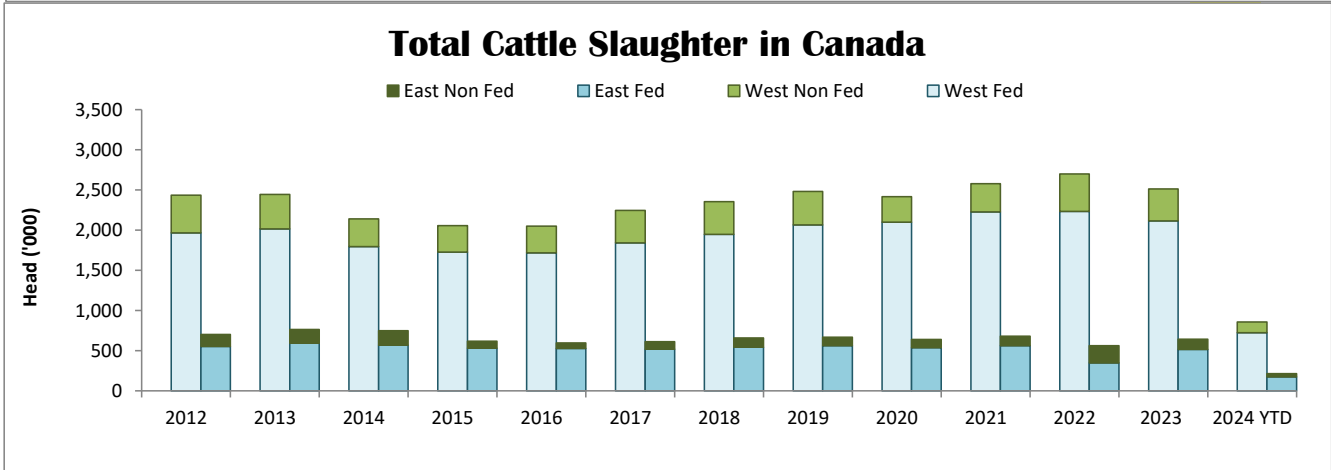
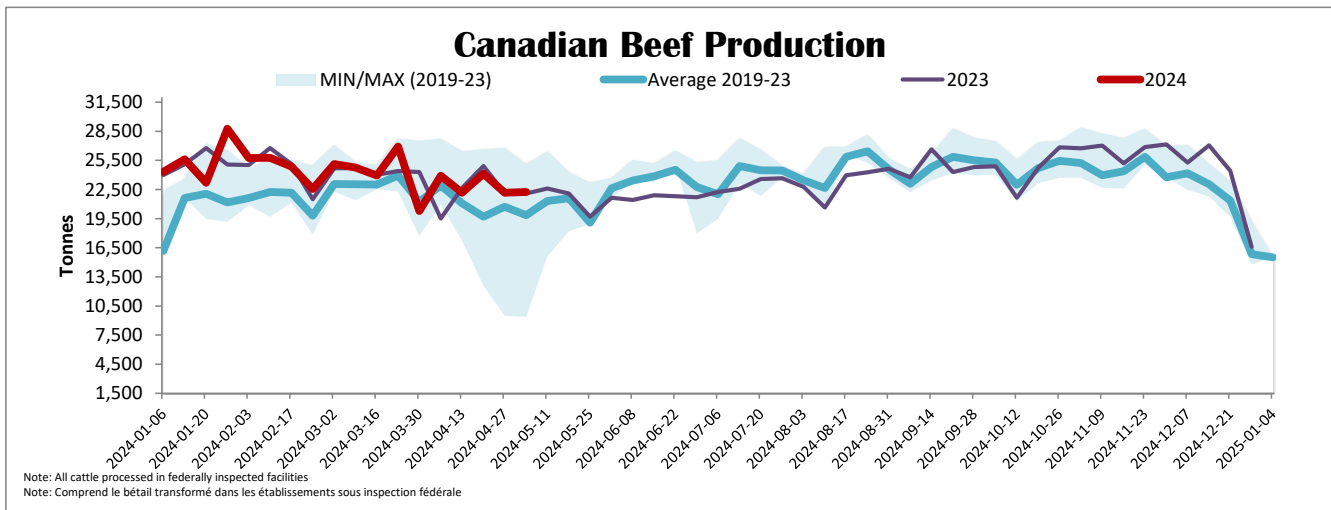
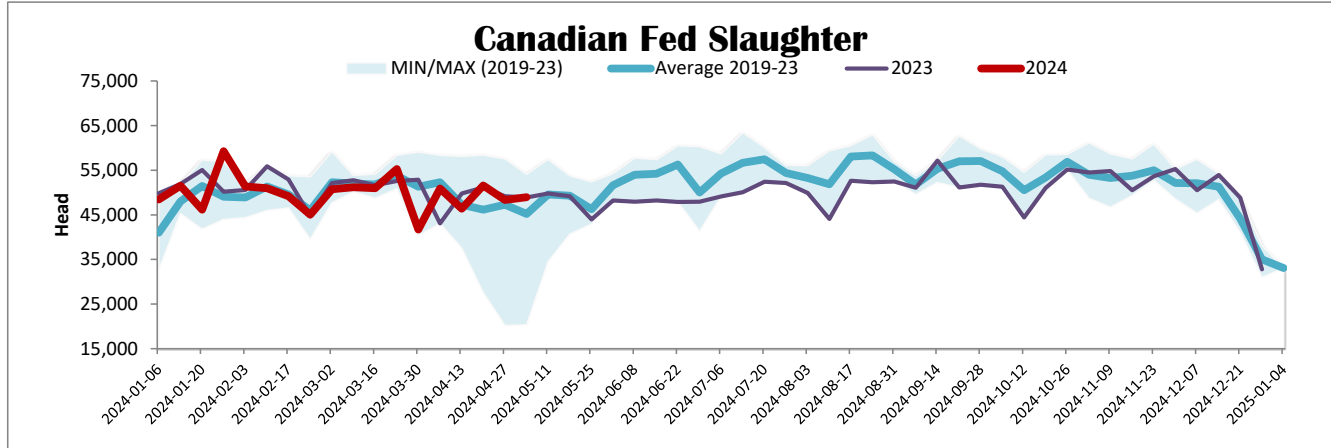
Beef & Veal Exports										
For the period Jan. 1 - Mar. 31, 2024										
	Exports to All Countries					Exports to E.U-27				
	(tonnes)					('000 \$ CDN)				
	2024	2023	% chg	2024	2023	% chg	2024	2023	% chg	
United States of America	101,970	91,460	11 %	1,030,549	929,704	11 %	Italy	170	127	
Japan	13,975	12,827	9 %	112,752	84,292	34 %	Belgium	61	67	
Mexico	9,004	9,084	-1 %	85,722	78,723	9 %	Netherlands	23	193	
Korea, South	4,124	4,326	-5 %	41,222	34,374	20 %	France	3	5	
Viet Nam	2,892	4,042	-28 %	23,095	25,171	-8 %	Poland	0	0	
Hong Kong	807	874	-8 %	9,203	8,085	14 %	Germany	0	18	
Bahrain	448	99	351 %	692	215	223 %	Spain	0	4	
Philippines	434	174	149 %	2,369	630	276 %	Luxembourg	0	0	
Peru	341	391	-13 %	686	684	0 %	Total	197	271	
Others	2,846	2,834	0 %	21,091	21,473	-2 %	Total ('000 \$ CDN)	4,988	7,951	
Total	136,842	126,111	9 %	1,327,382	1,183,351	12 %				
Cattle Hides & Skins Exports (Number '000)	828	958	-14 %	40,945	47,077	-13 %				

Source: Statistics Canada



Year to Date for the Week Ending May 4, 2024

Federally Inspected Slaughter



Source: Canadian Beef Grading Agency (CBGA)