



## Veal Supply at a Glance - Canada

For week ending May 4, 2024

Quebec Live Auction											
Dairy Calves	Number	2024			2023			Volume (YTD)			
		Price ( \$ / 100 lbs)			Price ( \$ / 100 lbs)			head			
	(head)	Average	Min	Max	(head)	Average	Min	Max	2024	2023	% chg
Holstein Male											
Good 90 -120 lbs	564	993.00	890.00	1 100.00	449	383.00	300.00	420.00	9 994	7 980	25.2 %
Good 121 - 140 lbs	151	865.00	790.00	950.00	173	363.00	330.00	400.00	2 902	2 790	4.0 %
Average 90 - 140 lbs	241	779.00	500.00	950.00	351	317.00	200.00	390.00	5 897	6 782	-13.0 %
Misc. - All weights	176	594.00	100.00	950.00	142	119.00	20.00	260.00	2 097	2 866	-26.8 %
Holstein Female											
Good 90 -120 lbs	54	909.00	800.00	990.00	36	354.00	275.00	440.00	942	659	42.9 %
Other milk breeds (all weights)	21	501.00	80.00	960.00	15	255.00	28.00	400.00	451	316	42.7 %
Crossbreeds dairy-butcher (all weights)	331	1 123.00	620.00	1 650.00	495	638.00	460.00	795.00	8 265	9 314	-11.3 %
A2 Grain fed veal cattle (hide off)	1,598	415.00	n/a	n/a	1,388	355.00	n/d	n/d	28 157	26 241	7.3 %
688 lbs live / 375-419 lbs hide off											

Source: Les producteurs de bovins du Québec

Ontario Live Auction											
	Number	2024			2023			Volume (YTD)			
		Price ( \$ / 100 lbs)			Price ( \$ / 100 lbs)			head			
	(head)	Average	Min	Max	(head)	Average	Min	Max	2024	2023	% chg
+ 600 lbs	614	209.50	184.68	232.91	736	182.59	158.75	199.31	10 175	10 596	-4.0 %
451 - 600 lbs	10	194.71	171.50	217.40	27	153.87	130.67	174.59	309	542	-43.0 %
301 - 450 lbs	31	268.44	221.03	320.60	27	252.43	179.40	292.00	403	561	-28.2 %
126 - 300 lbs	164	682.67	438.24	959.93	114	379.98	228.60	582.81	2 453	2 236	9.7 %
- 125 lbs	819	937.08	663.38	1 366.33	702	416.93	309.98	640.38	14 991	13 285	12.8 %

Federally Inspected Slaughter										
		Weekly			Year to date			Carcass Weight lbs (Mar)		
		2024	2023	% chg	2024	2023	% chg	2024	2023	% chg
Quebec		3 376	3 170	6.5 %	53 213	56 756	-6.2 %	368	379	-2.9 %
Rest of Canada		0	0	-	0	0	-	-	-	-
<b>Canada</b>		<b>3 376</b>	<b>3 170</b>	<b>6.5 %</b>	<b>53 213</b>	<b>56 756</b>	<b>-6.2 %</b>	<b>368</b>	<b>379</b>	<b>-2.9 %</b>

Source: Canadian Beef Grading Agency

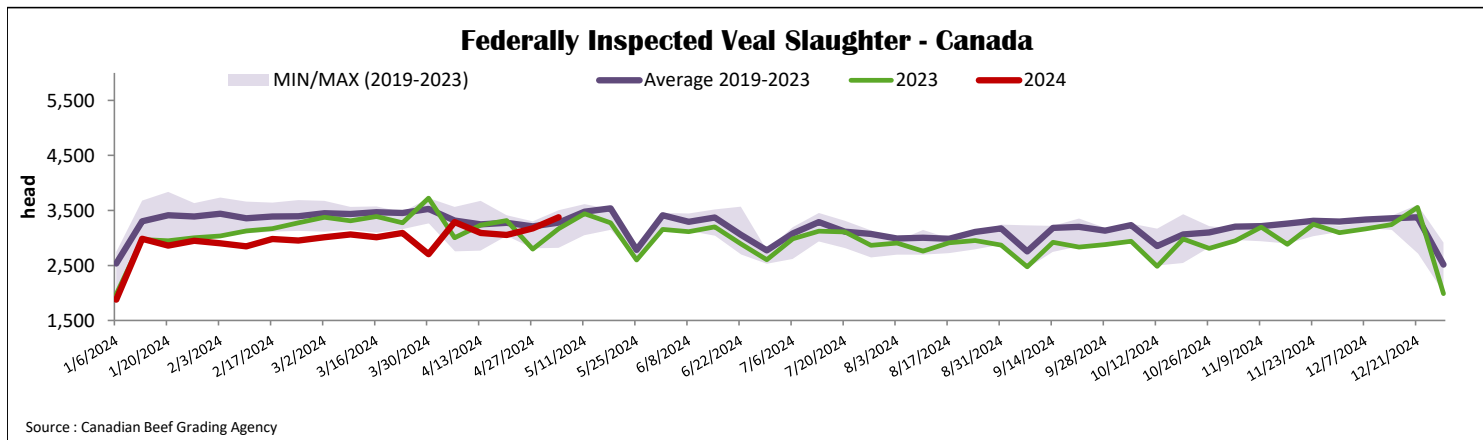
Source: Canadian Food Inspection Agency (CFIA)

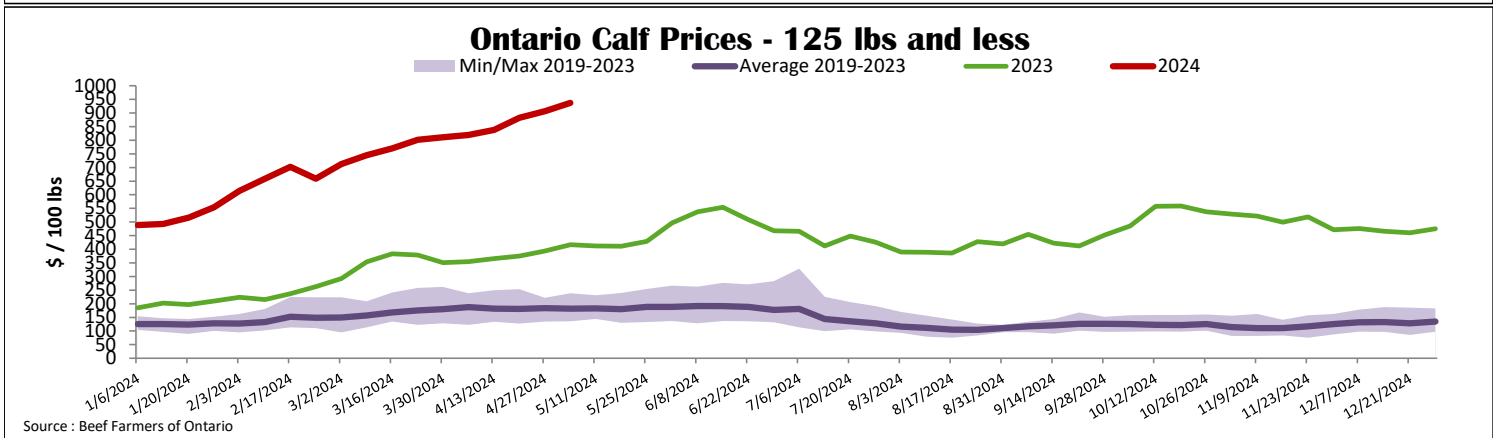
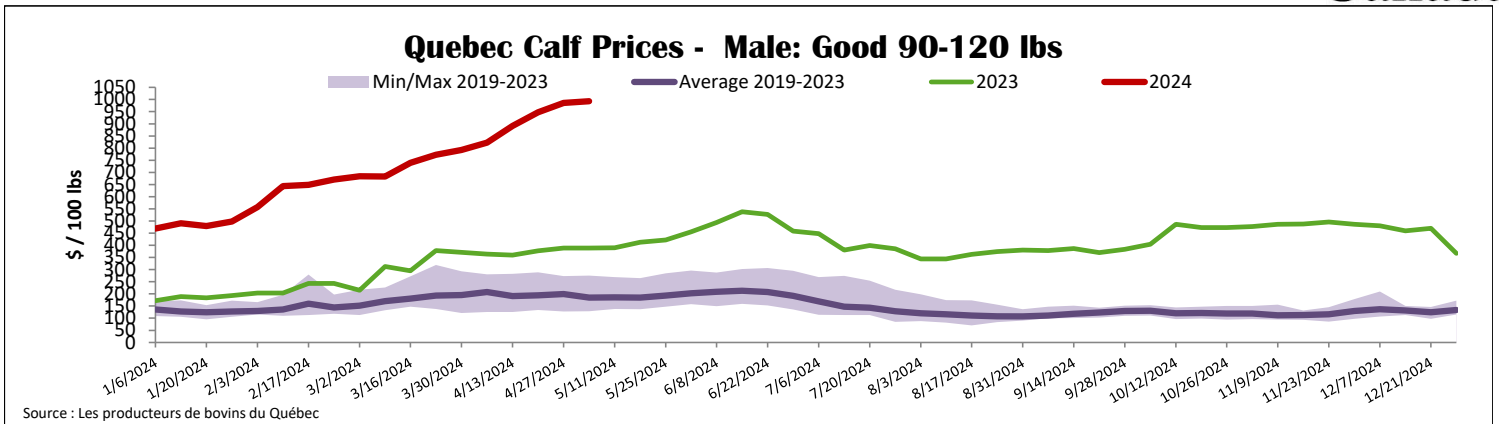
Domestic Exports				
Total veal (tonnes)	Jan. 1 - Feb. 29, 2024	2024	2023	% chg
United States		595	630	-5.6 %
United Arab Emirates		45	36	25.9 %
Qatar		0	5	
Others		0	0	
<b>Total</b>		<b>640</b>	<b>671</b>	<b>-4.6 %</b>

Source: Statistics Canada

Imports				
Total veal (tonnes)	Jan. 1 - May 4, 2024	2024	2023	% chg
New Zealand		56	32	-
United States		110	323	-65.9 %
Australia		0	0	-
<b>EU-27</b>				
Netherlands		168	189	-10.8 %
Others		87	54	60.8 %
<b>EU-27 total</b>		<b>255</b>	<b>243</b>	<b>5.2 %</b>
Others		0	0	
<b>Total</b>		<b>422</b>	<b>597</b>	<b>-29.4 %</b>

Source: CFIA





<b>United States</b>										
Week ending April 27, 2024										
Federally Inspected Slaughter				Pennsylvania Calf Auction						
	Weekly			Year to date			Graded Holstein Bull Calves* April 27, 2024			
	2024	2023	% chg	2024	2023	% chg	\$ / 100 lbs			
Milk-fed or nature										
North East & North Central	2 239	2 416	-7.3 %	38 165	41 138	-7.2 %				
Other calves	1 362	2 741	-50.3 %	36 086	60 882	-40.7 %				
<b>Total</b>	<b>3 601</b>	<b>5 157</b>	<b>-30.2 %</b>	<b>74 251</b>	<b>102 020</b>	<b>-27.2 %</b>				
Production										
Veal (million lbs)	0.7	0.9	-22.2 %	13.6	14.8	-8.1 %				
Live weight (lbs)	335	284	18.0 %							
Dressed weight (lbs)	200	167	19.8 %							
North East & North Central										
(Veal Carcass, Hot Basis – Paid to Producer (Hide off, 255-315 lbs))										
Special fed : milk fed, nature										
\$US / 100 lbs				Weighted Average	Min	Max				
Non-Packer & Packers Owned				451.28	448.00	475.00				
							Number 1			
							Weight	Head	Min	Max
							- 89 lbs	49	580.00	710.00
							90 - 120 lbs	183	550.00	675.00
							+ 120 lbs	6	500.00	575.00
							Beef Cross	102	700.00	1000.00
							Number 2			
							- 100 lbs	80	485.00	675.00
							+ 100 lbs	81	410.00	600.00
							Beef Cross	48	410.00	850.00
							Number 3			
							- 100 lbs	43	150.00	630.00
							+ 100 lbs	34	135.00	585.00
							Beef Cross	4	300.00	700.00
							* Does not include all head sold			

Source : USDA

Source : USDA