



Veal Supply at a Glance - Canada

For week ending April 6, 2024

Quebec Live Auction											
Dairy Calves	Number	2024			2023				Volume (YTD)		
		Price (\$ / 100 lbs)	Price (\$ / 100 lbs)	Price (\$ / 100 lbs)	Number	Price (\$ / 100 lbs)	Price (\$ / 100 lbs)	Price (\$ / 100 lbs)	head	head	% chg
Holstein Male	(head)	Average	Min	Max	(head)	Average	Min	Max	2024	2023	% chg
Good 90 -120 lbs	558	823.00	700.00	920.00	399	364.00	320.00	400.00	7 693	6 209	23.9 %
Good 121 - 140 lbs	143	743.00	650.00	850.00	143	346.00	300.00	380.00	2 276	2 172	4.8 %
Average 90 - 140 lbs	295	694.00	500.00	810.00	455	297.00	190.00	380.00	4 903	5 384	-8.9 %
Misc. - All weights	94	299.00	20.00	770.00	179	109.00	20.00	230.00	1 718	2 232	-23.0 %
Holstein Female											
Good 90 -120 lbs	58	781.00	630.00	860.00	39	302.00	200.00	410.00	694	507	36.9 %
Other milk breeds (all weights)	22	483.00	100.00	890.00	24	120.00	10.00	335.00	354	257	37.7 %
Crossbreeds dairy-butcher (all weights)	603	1 117.00	870.00	1 305.00	499	585.00	350.00	725.00	6 629	7 372	-10.1 %
A2 Grain fed veal cattle (hide off)	1,738	415.00	n/a	n/a	1,499	355.00	n/d	n/d	21 719	20 851	4.2 %
688 lbs live / 375-419 lbs hide off											

Source: Les producteurs de bovins du Québec

Ontario Live Auction											
	Number	2024			2023				Volume (YTD)		
		Price (\$ / 100 lbs)	Price (\$ / 100 lbs)	Price (\$ / 100 lbs)	Number	Price (\$ / 100 lbs)	Price (\$ / 100 lbs)	Price (\$ / 100 lbs)	head	head	% chg
+ 600 lbs	610	234.70	218.04	254.97	408	185.07	166.53	203.27	7 524	7 743	-2.8 %
451 - 600 lbs	12	211.22	189.33	226.00	27	176.39	168.96	190.59	266	424	-37.3 %
301 - 450 lbs	20	326.06	242.38	433.38	21	229.12	168.64	290.40	308	383	-19.6 %
126 - 300 lbs	123	680.88	473.35	940.59	123	303.71	215.18	459.71	1 876	1 726	8.7 %
- 125 lbs	943	819.10	597.54	1 155.99	830	354.67	232.07	565.65	11 565	10 140	14.1 %

Federally Inspected Slaughter										
		Weekly			Year to date			Carcass Weight lbs (Jan)		
		2024	2023	% chg	2024	2023	% chg	2024	2023	% chg
Quebec		3 286	3 002	9.5 %	40 520	44 238	-8.4 %	436	379	15.0 %
Rest of Canada		0	0	-	0	0	-	-	-	-
Canada		3 286	3 002	9.5 %	40 520	44 238	-8.4 %	436	379	15.0 %

Source: Canadian Beef Grading Agency

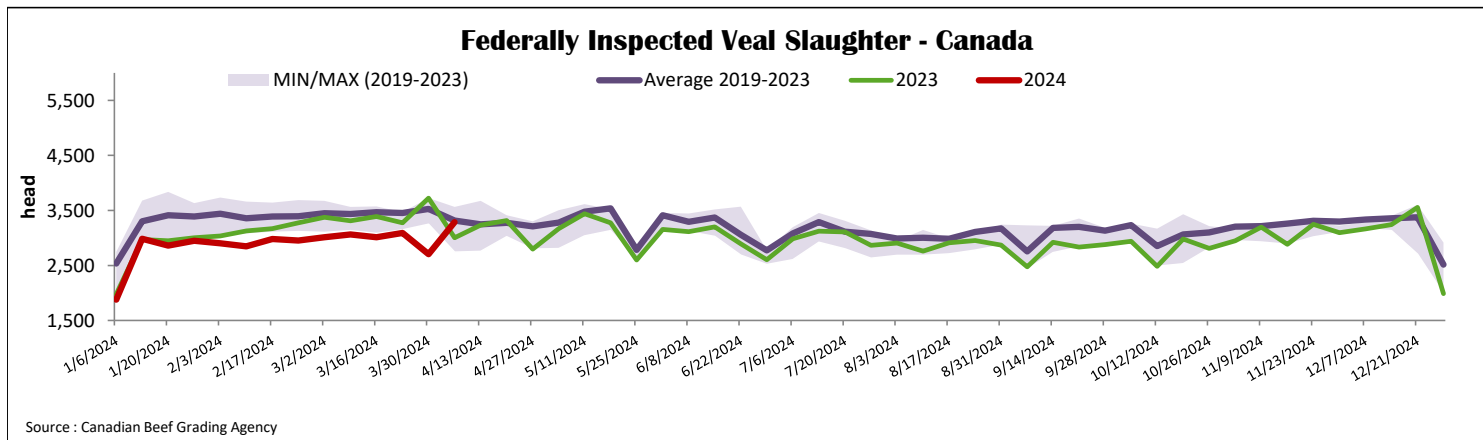
Source: Canadian Food Inspection Agency (CFIA)

Domestic Exports				
Total veal (tonnes)	Jan. 1 - Feb. 29, 2024	2024	2023	% chg
United States		399	630	-36.7 %
United Arab Emirates		30	36	-16.4 %
Qatar		0	5	-
Others		1	0	-3330.0 %
Total		430	671	-35.9 %

Source: Statistics Canada

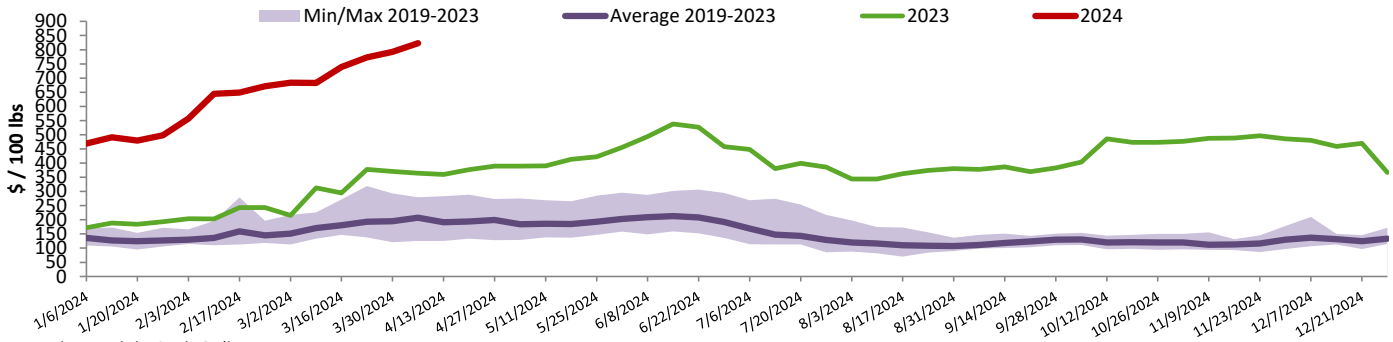
Imports				
Total veal (tonnes)	Jan. 1 - April 6, 2024	2024	2023	% chg
New Zealand		56	32	-
United States		91	221	-59.0 %
Australia		0	0	-
EU-27				
Netherlands		141	149	-5.7 %
Others		64	45	41.9 %
EU-27 total		205	194	5.3 %
Others		0	0	-
Total		352	447	-21.3 %

Source: CFIA



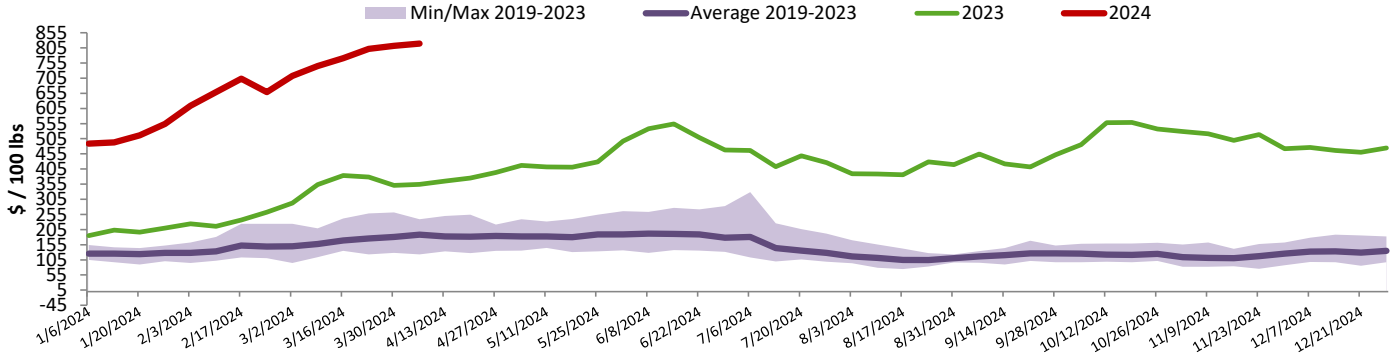


Quebec Calf Prices - Male: Good 90-120 lbs



Source : Les producteurs de bovins du Québec

Ontario Calf Prices - 125 lbs and less



Source : Beef Farmers of Ontario

United States

Week ending March 30, 2024

Federally Inspected Slaughter

	Weekly			Year to date		
	2024	2023	% chg	2024	2023	% chg
Milk-fed or nature						
North East & North Central	2 172	2 480	-12.4 %	29 253	31 301	-6.5 %
Other calves	1 827	3 205	-43.0 %	29 902	49 392	-39.5 %
Total	3 999	5 685	-29.7 %	59 155	80 693	-26.7 %
Production						
Veal (million lbs)	0.8	0.9	-11.1 %	10.6	10.3	2.9 %
Live weight (lbs)	323	275	17.5 %			
Dressed weight (lbs)	192	161	19.3 %			

Source : USDA

Pennsylvania Calf Auction

		March 30, 2024			
		\$ / 100 lbs			
		Weight	Head	Min	Max
Number 1	- 89 lbs	34		375.00	710.00
	90 - 120 lbs	137		525.00	675.00
	+ 120 lbs	9		475.00	585.00
Beef Cross		51		610.00	1050.00
Number 2	- 100 lbs	53		425.00	655.00
	+ 100 lbs	47		410.00	585.00
	Beef Cross	56		710.00	885.00
Number 3	- 100 lbs	25		100.00	610.00
	+ 100 lbs	15		325.00	600.00
	Beef Cross	0		0.00	0.00

* Does not include all head sold

North East & North Central

(Veal Carcass, Hot Basis – Paid to Producer (Hide off, 255-315 lbs))

	Weighted Average	Min	Max
Special fed : milk fed, nature			
\$US / 100 lbs			
Non-Packer & Packers Owned	447.02	443.00	465.00

Source : USDA

Source : USDA