



Veal Supply at a Glance - Canada

For week ending April 20, 2024

Quebec Live Auction											
Dairy Calves	Number	2024			2023			Volume (YTD)			
		Price (\$ / 100 lbs)	Price (\$ / 100 lbs)	Price (\$ / 100 lbs)	Number	Price (\$ / 100 lbs)	Price (\$ / 100 lbs)	head	head	% chg	
Holstein Male	(head)	Average	Min	Max	(head)	Average	Min	Max	2024	2023	% chg
Good 90 -120 lbs	554	947.00	800.00	1 060.00	502	377.00	300.00	410.00	8 843	7 024	25.9 %
Good 121 - 140 lbs	137	819.00	750.00	890.00	187	353.00	300.00	390.00	2 586	2 448	5.6 %
Average 90 - 140 lbs	255	781.00	500.00	930.00	378	310.00	200.00	370.00	5 434	6 097	-10.9 %
Misc. - All weights	55	466.00	20.00	980.00	181	92.00	3.00	220.00	1 838	2 545	-27.8 %
Holstein Female											
Good 90 -120 lbs	62	893.00	800.00	1 000.00	37	286.00	200.00	365.00	815	575	41.7 %
Other milk breeds (all weights)	20	709.00	165.00	1 030.00	23	209.00	44.00	455.00	412	289	42.6 %
Crossbreeds dairy-butcher (all weights)	332	990.00	550.00	1 230.00	532	610.00	360.00	790.00	7 600	8 301	-8.4 %
A2 Grain fed veal cattle (hide off)	1,747	415.00	n/a	n/a	1,243	355.00	n/d	n/d	25 007	23 502	6.4 %
688 lbs live / 375-419 lbs hide off											

Source: Les producteurs de bovins du Québec

Ontario Live Auction											
	Number	2024			2023			Volume (YTD)			
		Price (\$ / 100 lbs)	Price (\$ / 100 lbs)	Price (\$ / 100 lbs)	Number	Price (\$ / 100 lbs)	Price (\$ / 100 lbs)	head	head	% chg	
+ 600 lbs	(head)	Average	Min	Max	(head)	Average	Min	Max	2024	2023	% chg
451 - 600 lbs	671	213.06	187.11	237.16	774	185.62	164.59	202.47	8 832	9 188	-3.9 %
301 - 450 lbs	17	188.97	167.53	204.82	34	170.97	142.84	190.91	292	496	-41.1 %
126 - 300 lbs	19	268.19	181.15	308.70	34	197.87	151.57	240.57	354	484	-26.9 %
- 125 lbs	129	726.18	478.14	987.13	168	313.58	204.82	494.11	2 155	2 001	7.7 %
	825	882.75	696.97	1 116.08	834	375.26	248.23	640.34	13 317	11 825	12.6 %

Federally Inspected Slaughter										
		Weekly			Year to date			Carcass Weight lbs (Jan)		
		2024	2023	% chg	2024	2023	% chg	2024	2023	% chg
Quebec		3 054	3 317	-7.9 %	46 666	50 790	-8.1 %	434	379	14.4 %
Rest of Canada		0	0	-	0	0	-	-	-	-
Canada		3 054	3 317	-7.9 %	46 666	50 790	-8.1 %	434	379	14.4 %

Source: Canadian Beef Grading Agency

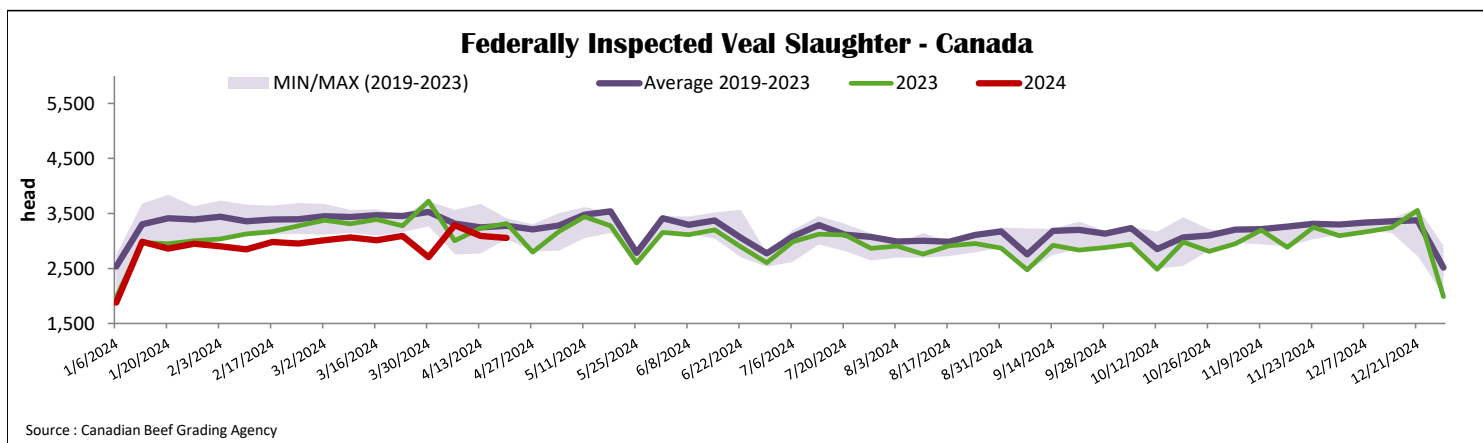
Source: Canadian Food Inspection Agency (CFIA)

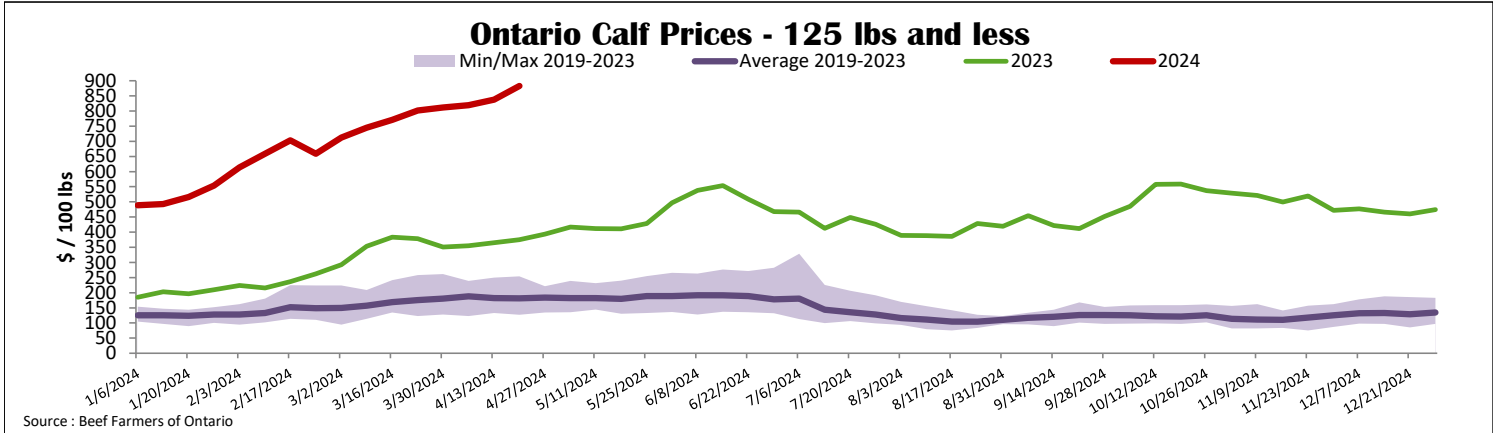
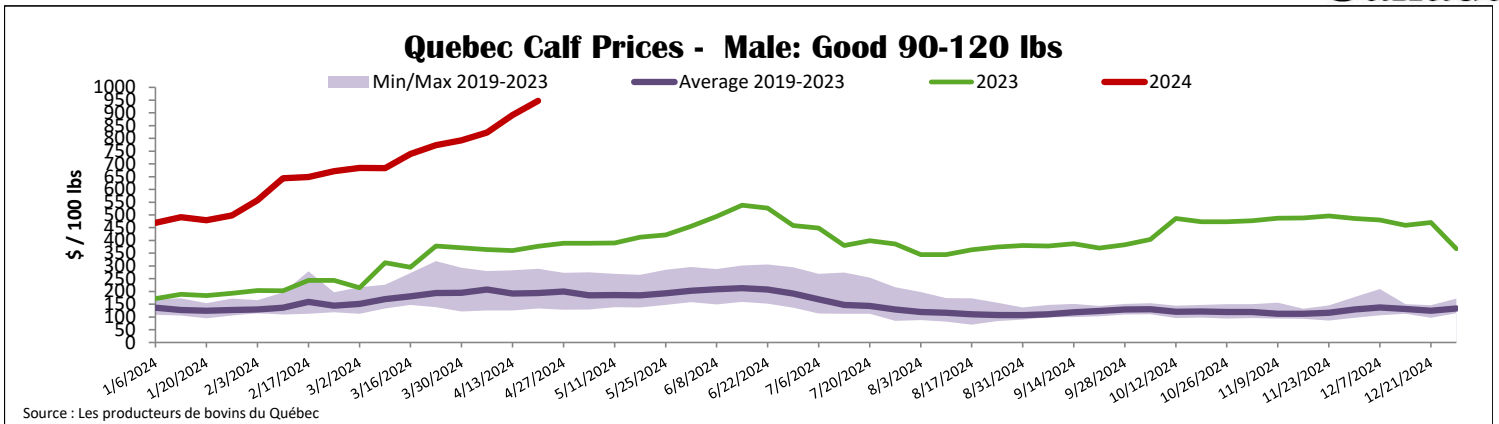
Domestic Exports				
Total veal (tonnes)	Jan. 1 - Feb. 29, 2024	2024	2023	% chg
United States		399	630	-36.7 %
United Arab Emirates		30	36	-16.4 %
Qatar		0	5	-
Others		1	0	-
Total		430	671	-35.9 %

Source: Statistics Canada

Imports				
Total veal (tonnes)	Jan. 1 - April 20, 2024	2024	2023	% chg
New Zealand		56	32	-
United States		106	278	-62.0 %
Australia		0	0	-
EU-27				
Netherlands		163	188	-13.5 %
Others		87	54	60.8 %
EU-27 total		250	242	3.1 %
Others		0	0	-
Total		412	552	-25.4 %

Source: CFIA





United States

Week ending April 13, 2024

	Federally Inspected Slaughter			Year to date		
	2024	2023	% chg	2024	2023	% chg
Milk-fed or nature						
North East & North Central	2 105	2 438	-13.7 %	33 559	36 283	-7.5 %
Other calves	1 614	2 972	-45.7 %	33 279	55 270	-39.8 %
Total	3 719	5 410	-31.3 %	66 838	91 553	-27.0 %
Production						
Veal (million lbs)	0.7	0.9	-22.2 %	12.1	10.3	17.5 %
Live weight (lbs)	329	273	20.5 %			
Dressed weight (lbs)	193	159	21.4 %			

Source : USDA

Pennsylvania Calf Auction				
Graded Holstein Bull Calves*				
April 13, 2024				
			\$/ 100 lbs	
	Weight	Head	Min	Max
Number 1	- 89 lbs	51	525.00	700.00
	90 - 120 lbs	231	525.00	700.00
	+ 120 lbs	10	510.00	620.00
Beef Cross		114	600.00	1000.00
	Number 2			
	- 100 lbs	58	260.00	600.00
+ 100 lbs	60	350.00	585.00	
Beef Cross	51	475.00	875.00	
Number 3				
- 100 lbs	30	50.00	600.00	
+ 100 lbs	19	100.00	550.00	
Beef Cross	0	0.00	0.00	

* Does not include all head sold

North East & North Central				
(Veal Carcass, Hot Basis – Paid to Producer (Hide off, 255-315 lbs))				
Special fed : milk fed, nature				
\$/US / 100 lbs	Weighted Average	Min	Max	
Non-Packer & Packers Owned	448.80	443.00	460.00	

Source : USDA

Source : USDA