



## Veal Supply at a Glance - Canada

For week ending April 13, 2024

Quebec Live Auction											
	Number	2024			Number	2023			Volume (YTD)		
		Price (\$ / 100 lbs)	Price (\$ / 100 lbs)	Price (\$ / 100 lbs)		Price (\$ / 100 lbs)	Price (\$ / 100 lbs)	Price (\$ / 100 lbs)	head	head	% chg
Dairy Calves	(head)	Average	Min	Max	(head)	Average	Min	Max	2024	2023	% chg
Holstein Male											
Good 90 -120 lbs	596	891.00	730.00	1 000.00	313	360.00	300.00	400.00	8 289	6 522	27.1 %
Good 121 - 140 lbs	173	802.00	675.00	910.00	89	354.00	330.00	380.00	2 449	2 261	8.3 %
Average 90 - 140 lbs	276	771.00	500.00	910.00	335	283.00	150.00	360.00	5 179	5 719	-9.4 %
Misc. - All weights	65	287.00	20.00	680.00	132	100.00	20.00	200.00	1 783	2 364	-24.6 %
Holstein Female											
Good 90 -120 lbs	59	835.00	700.00	940.00	31	283.00	190.00	340.00	753	538	40.0 %
Other milk breeds (all weights)	38	469.00	50.00	970.00	9	208.00	90.00	340.00	392	266	47.4 %
Crossbreeds dairy-butcher (all weights)	639	1 094.00	875.00	1 270.00	397	586.00	380.00	730.00	7 268	7 769	-6.4 %
A2 Grain fed veal cattle (hide off)	1,541	415.00	n/a	n/a	1,408	355.00	n/d	n/d	23 260	22 259	4.5 %
688 lbs live / 375-419 lbs hide off											

Source: Les producteurs de bovins du Québec

Ontario Live Auction											
	Number	2024			Number	2023			Volume (YTD)		
		Price (\$ / 100 lbs)	Price (\$ / 100 lbs)	Price (\$ / 100 lbs)		Price (\$ / 100 lbs)	Price (\$ / 100 lbs)	Price (\$ / 100 lbs)	head	head	% chg
+ 600 lbs	637	218.53	195.67	238.42	671	187.61	169.07	203.39	8 161	8 414	-3.0 %
451 - 600 lbs	9	202.29	170.78	235.22	38	166.78	143.51	188.89	275	462	-40.5 %
301 - 450 lbs	27	278.89	207.84	338.85	67	243.71	159.55	291.82	335	450	-25.6 %
126 - 300 lbs	150	627.01	456.16	849.09	107	319.62	210.51	502.76	2 026	1 833	10.5 %
- 125 lbs	927	837.83	654.67	1 090.93	851	365.33	230.52	618.47	12 492	10 991	13.7 %

Federally Inspected Slaughter											
	Weekly	Weekly			Year to date	Year to date			Carcass Weight lbs (Jan)		
		2024	2023	% chg		2024	2023	% chg	2024	2023	% chg
Quebec	3 092	3 235	-4.4 %	43 612	47 473	-8.1 %	436	379	15.0 %		
Rest of Canada	0	0	-	0	0	-	-	-	-		
<b>Canada</b>	<b>3 092</b>	<b>3 235</b>	<b>-4.4 %</b>	<b>43 612</b>	<b>47 473</b>	<b>-8.1 %</b>	<b>436</b>	<b>379</b>	<b>15.0 %</b>		

Source: Canadian Beef Grading Agency

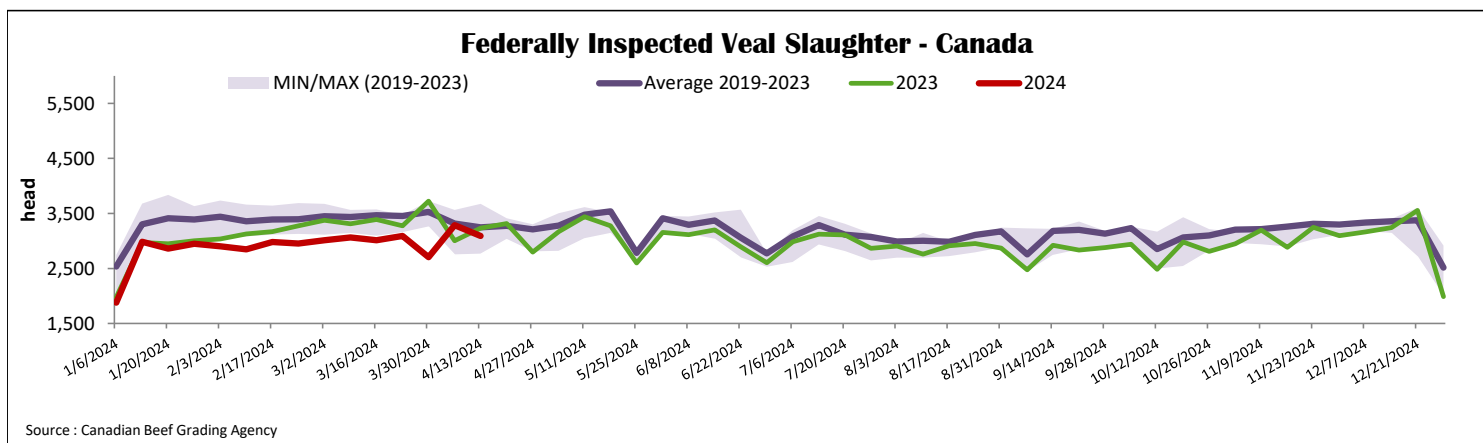
Source: Canadian Food Inspection Agency (CFIA)

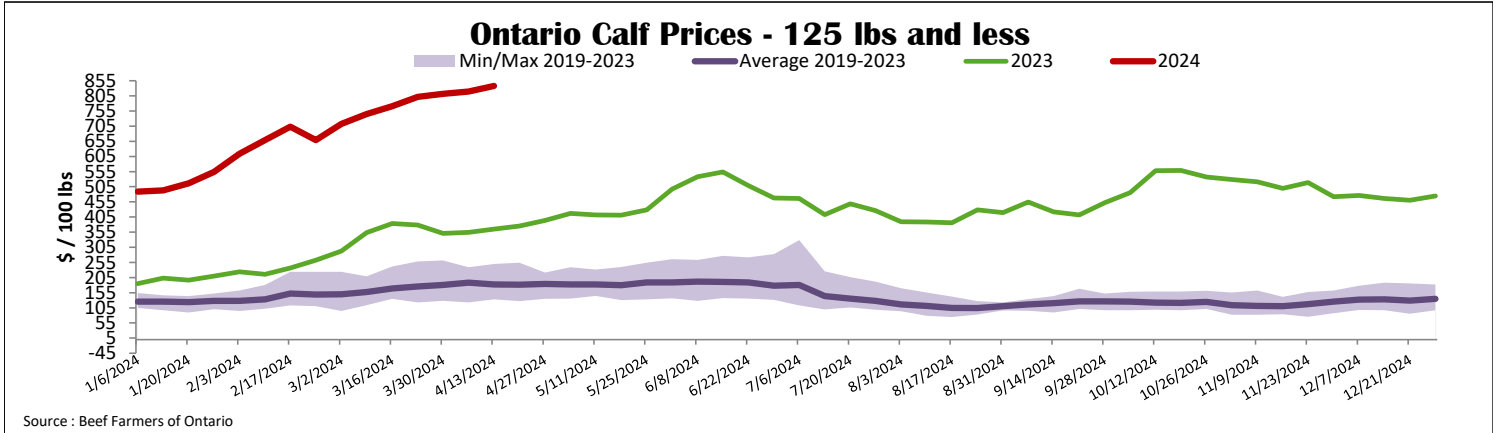
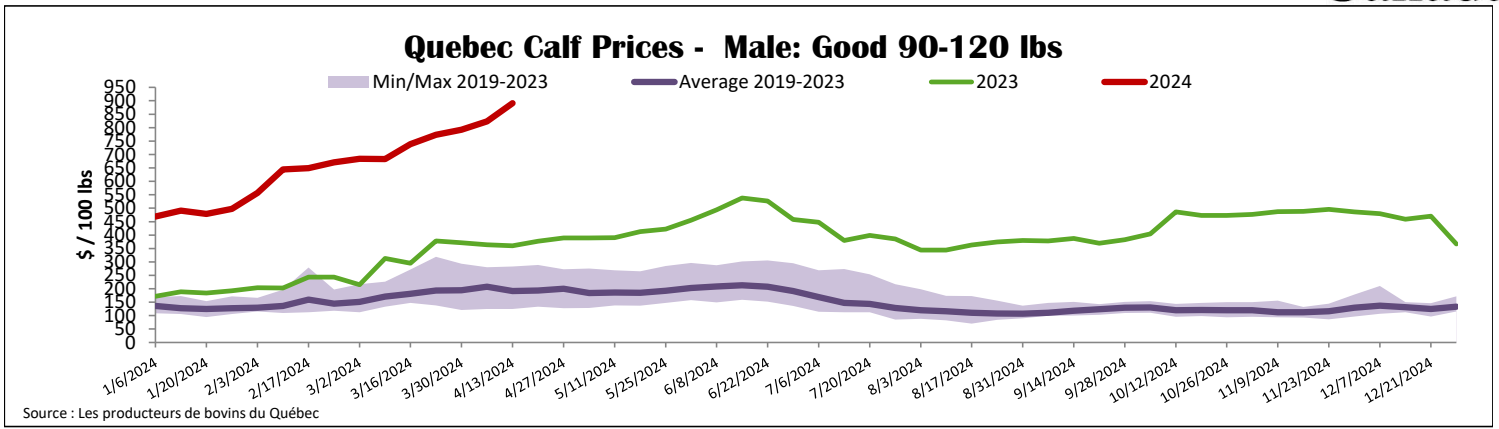
Domestic Exports				
Total veal (tonnes)	Jan. 1 - Feb. 29, 2024	2024	2023	% chg
United States		399	630	-36.7 %
United Arab Emirates		30	36	-16.4 %
Qatar		0	5	-
Others		1	0	-
<b>Total</b>		<b>430</b>	<b>671</b>	<b>-35.9 %</b>

Source: Statistics Canada

Imports				
Total veal (tonnes)	Jan. 1 - April 13, 2024	2024	2023	% chg
New Zealand		56	32	-
United States		103	240	-57.0 %
Australia		0	0	-
<b>EU-27</b>				
Netherlands		145	155	-6.5 %
Others		64	54	18.3 %
<b>EU-27 total</b>		<b>209</b>	<b>209</b>	<b>-0.1 %</b>
Others		0	0	-
<b>Total</b>		<b>369</b>	<b>481</b>	<b>-23.4 %</b>

Source: CFIA





<b>United States</b>										
Week ending April 6, 2024										
Federally Inspected Slaughter				Pennsylvania Calf Auction						
	Weekly			Year to date			Graded Holstein Bull Calves* April 6, 2024			
	2024	2023	% chg	2024	2023	% chg	\$ / 100 lbs			
Milk-fed or nature										
North East & North Central	2 201	2 544	-13.5 %	31 454	33 845	-7.1 %				
Other calves	1 763	2 906	-39.3 %	31 665	52 298	-39.5 %				
<b>Total</b>	<b>3 964</b>	<b>5 450</b>	<b>-27.3 %</b>	<b>63 119</b>	<b>86 143</b>	<b>-26.7 %</b>				
Production										
Veal (million lbs)	0.8	0.9	-11.1 %	11.4	10.3	10.7 %				
Live weight (lbs)	324	270	20.0 %							
Dressed weight (lbs)	193	158	22.2 %							
<b>North East &amp; North Central</b>										
(Veal Carcass, Hot Basis – Paid to Producer (Hide off, 255-315 lbs))										
Special fed : milk fed, nature										
\$US / 100 lbs				Weighted Average	Min	Max				
Non-Packer & Packers Owned				449.20	443.00	460.00				
<b>Number 1</b>										
	Weight	Head			Min	Max				
	- 89 lbs	49			560.00	750.00				
	90 - 120 lbs	223			460.00	700.00				
	+ 120 lbs	0			0.00	0.00				
	Beef Cross	113			650.00	950.00				
<b>Number 2</b>										
	- 100 lbs	64			400.00	675.00				
	+ 100 lbs	73			400.00	610.00				
	Beef Cross	39			560.00	825.00				
<b>Number 3</b>										
	- 100 lbs	36			175.00	635.00				
	+ 100 lbs	12			400.00	575.00				
	Beef Cross	10			270.00	540.00				
* Does not include all head sold										

Source : USDA

Source : USDA