



Veal Supply at a Glance - Canada

For week ending March 2, 2024

Quebec Live Auction											
Dairy Calves	Number	2024			Number	2023			Volume (YTD)		
		Price (\$ / 100 lbs)				Price (\$ / 100 lbs)			head		
Holstein Male	(head)	Average	Min	Max	(head)	Average	Min	Max	2024	2023	% chg
Good 90 -120 lbs	617	684.00	600.00	770.00	411	271.00	230.00	305.00	4 746	3 859	23.0 %
Good 121 - 140 lbs	195	635.00	580.00	680.00	173	259.00	220.00	290.00	1 516	1 389	9.1 %
Average 90 - 140 lbs	290	559.00	320.00	690.00	359	220.00	150.00	260.00	3 446	3 456	-0.3 %
Misc. - All weights	77	237.00	20.00	630.00	152	81.00	20.00	150.00	1 222	1 451	-15.8 %
Holstein Female											
Good 90 -120 lbs	64	627.00	550.00	720.00	40	215.00	150.00	245.00	412	299	37.8 %
Other milk breeds (all weights)	21	377.00	16.00	650.00	20	135.00	75.00	280.00	218	171	27.5 %
Crossbreeds dairy-butcher (all weights)	596	998.00	820.00	1 130.00	484	510.00	350.00	650.00	3 868	4 782	-19.1 %
A2 Grain fed veal cattle (hide off)	1,635	415.00	n/a	n/a	1,534	355.00	n/d	n/d	13 318	13 527	-1.5 %
688 lbs live / 375-419 lbs hide off											

Source: Les producteurs de bovins du Québec

Ontario Live Auction											
	Number	2024			Number	2023			Volume (YTD)		
		Price (\$ / 100 lbs)				Price (\$ / 100 lbs)			head		
	(head)	Average	Min	Max	(head)	Average	Min	Max	2024	2023	% chg
+ 600 lbs	483	230.05	210.64	252.52	538	192.63	172.55	212.19	4 612	4 664	-1.1 %
451 - 600 lbs	22	221.38	204.73	233.95	42	164.49	147.15	185.77	160	281	-43.1 %
301 - 450 lbs	14	313.09	249.75	383.11	13	236.41	199.42	278.46	200	257	-22.2 %
126 - 300 lbs	141	579.68	396.25	777.34	126	265.50	167.89	495.19	1 224	1 126	8.7 %
- 125 lbs	770	712.31	494.81	1 015.35	644	292.17	166.66	578.10	7 192	6 337	13.5 %

Federally Inspected Slaughter									
	Weekly			Year to date			Carcass Weight lbs (Jan)		
	2024	2023	% chg	2024	2023	% chg	2024	2023	% chg
Quebec	3 011	3 377	-10.8 %	25 361	27 538	-7.9 %	338	389	-13.2 %
Rest of Canada	0	0	-	0	0	-	-	-	-
Canada	3 011	3 377	-10.8 %	25 361	27 538	-7.9 %	338	389	-13.2 %

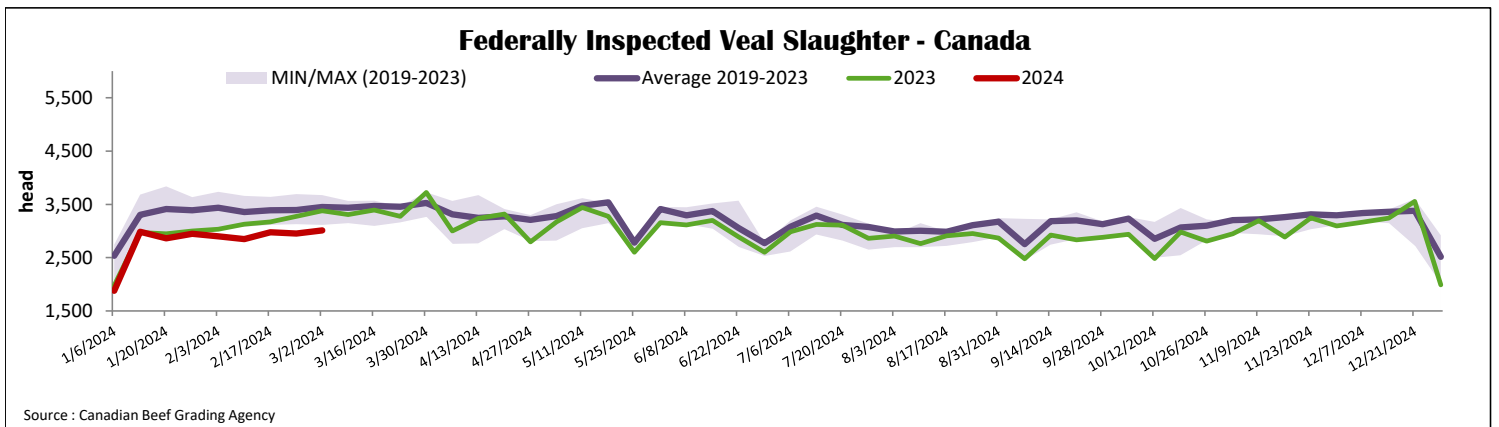
Source: Canadian Beef Grading Agency

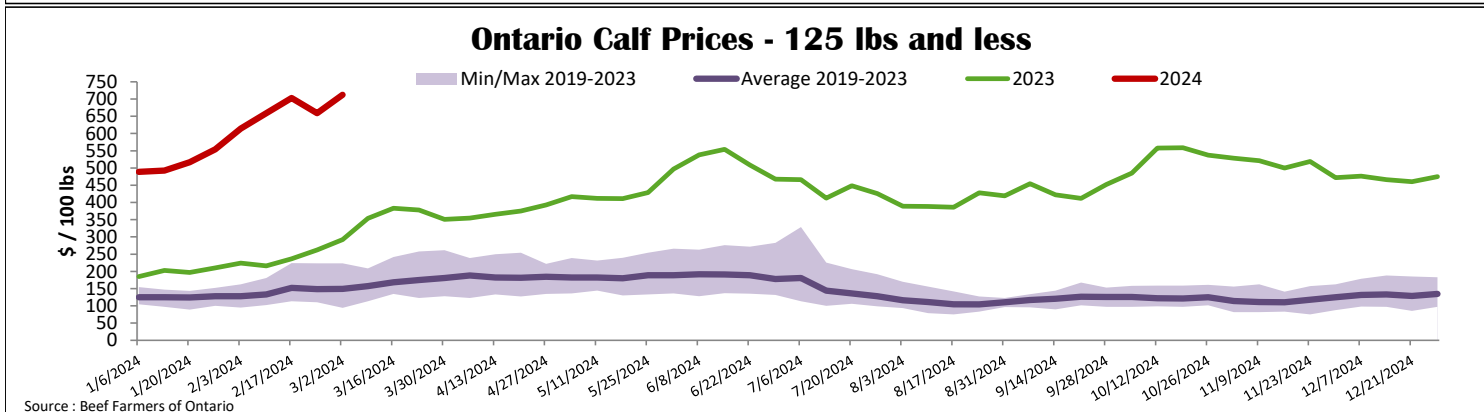
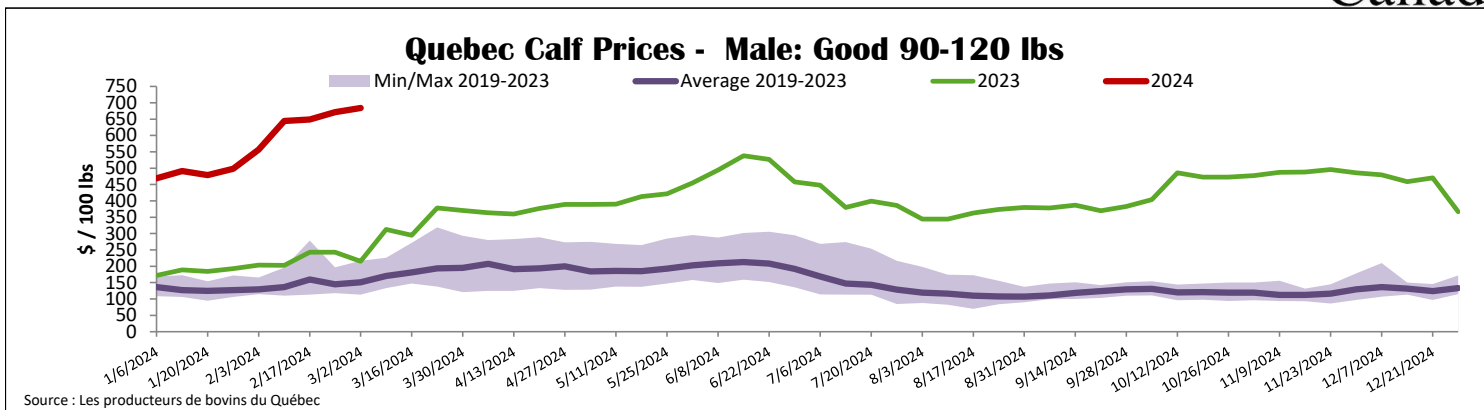
Source: Canadian Food Inspection Agency (CFIA)

Domestic Exports				Imports			
Total veal (tonnes)	Jan. 1 - Jan. 31, 2024			Total veal (tonnes)	Jan. 1 - March 2, 2024		
	2024	2023	% chg		2024	2023	% chg
United States	214	300	-28.7 %	New Zealand	56	18	-
United Arab Emirates	10	23	-58.2 %	United States	62	112	-44.7 %
Qatar	0	1	-	Australia	0	0	-
Others	0	0	-	EU-27			
Total	224	324	-30.9 %	Netherlands	79	90	-12.8 %
				Others	8	34	-76.5 %
				EU-27 total	87	125	-30.4 %
				Others	0	0	-
				Total	205	255	-19.5 %

Source: Statistics Canada

Source: CFIA





United States

Week ending February 24, 2024

Federally Inspected Slaughter				Year to date			Pennsylvania Calf Auction					
		Weekly					February 24, 2024					
		2024	2023	2024	2023	% chg	Graded Holstein Bull Calves*					
							\$ / 100 lbs					
									Min	Max		
Milk-fed or nature							Number 1	Weight	Head			
North East & North Central	2 293	2 654	-13.6 %	17 841	19 276	-7.4 %		- 89 lbs	34	450.00	775.00	
Other calves	1 862	3 274	-43.1 %	19 626	33 284	-41.0 %	90 - 120 lbs	175	460.00	700.00		
Total	4 155	5 928	-29.9 %	37 467	52 560	-28.7 %	+ 120 lbs	18	400.00	490.00		
Production							Beef Cross	66	735.00	1000.00		
Veal (million lbs)	0.8	0.9	-11.1 %	6.5	7.6	-14.5 %	Number 2	- 100 lbs	54	325.00	595.00	
Live weight (lbs)	329	257	28.0 %				+ 100 lbs	46	310.00	525.00		
Dressed weight (lbs)	194	150	29.3 %				Beef Cross	55	675.00	885.00		
							Number 3	- 100 lbs	22	250.00	510.00	
								+ 100 lbs	14	350.00	435.00	
								Beef Cross	0	0.00	0.00	
							* Does not include all head sold					
North East & North Central												
(Veal Carcass, Hot Basis – Paid to Producer (Hide off, 255-315 lbs))												
Special fed : milk fed, nature												
\$US / 100 lbs				Weighted Average	Min	Max						
Non-Packer & Packers Owned				443.27	438.00	455.00						

Source : USDA

Source : USDA