



Veal Supply at a Glance - Canada

For week ending March 16, 2024

Quebec Live Auction											
	2024				2023				Volume (YTD)		
	Number	Price (\$ / 100 lbs)			Number	Price (\$ / 100 lbs)			head		
Dairy Calves	(head)	Average	Min	Max	(head)	Average	Min	Max	2024	2023	% chg
Holstein Male											
Good 90 -120 lbs	597	739.00	645.00	820.00	534	353.00	300.00	420.00	5 904	4 818	22.5 %
Good 121 - 140 lbs	167	673.00	600.00	760.00	170	338.00	295.00	380.00	1 821	1 706	6.7 %
Average 90 - 140 lbs	292	602.00	420.00	720.00	337	340.00	220.00	380.00	4 014	4 146	-3.2 %
Misc. - All weights	102	231.00	20.00	660.00	123	138.00	20.00	320.00	1 431	1 735	-17.5 %
Holstein Female											
Good 90 -120 lbs	49	686.00	580.00	830.00	36	295.00	240.00	375.00	513	377	36.1 %
Other milk breeds (all weights)	39	470.00	100.00	800.00	19	146.00	10.00	300.00	273	205	33.2 %
Crossbreeds dairy-butcher (all weights)	622	1 109.00	880.00	1 290.00	539	665.00	440.00	810.00	5 084	5 818	-12.6 %
A2 Grain fed veal cattle (hide off)	1,626	415.00	n/a	n/a	1,480	355.00	n/d	n/d	16 676	16 508	1.0 %
688 lbs live / 375-419 lbs hide off											

Source: Les producteurs de bovins du Québec

Ontario Live Auction											
	2024				2023				Volume (YTD)		
	Number	Price (\$ / 100 lbs)			Number	Price (\$ / 100 lbs)			head		
	(head)	Average	Min	Max	(head)	Average	Min	Max	2024	2023	% chg
+ 600 lbs	531	234.58	210.99	256.82	671	191.70	175.26	211.51	5 825	5 975	-2.5 %
451 - 600 lbs	20	199.86	176.63	234.75	20	214.58	197.23	236.45	225	327	-31.2 %
301 - 450 lbs	30	326.33	263.27	409.93	19	203.07	165.68	237.26	249	292	-14.7 %
126 - 300 lbs	138	578.64	334.80	857.78	87	295.51	195.10	510.15	1 511	1 319	14.6 %
- 125 lbs	921	770.49	529.77	1 126.30	736	383.25	221.57	682.74	8 873	7 781	14.0 %

Federally Inspected Slaughter									
	Weekly			Year to date			Carcass Weight lbs (Jan)		
	2024	2023	% chg	2024	2023	% chg	2024	2023	% chg
Quebec	3 013	3 391	-11.1 %	31 439	34 238	-8.2 %	436	379	15.0 %
Rest of Canada	0	0	-	0	0	-	-	-	-
Canada	3 013	3 391	-11.1 %	31 439	34 238	-8.2 %	436	379	15.0 %

Source: Canadian Beef Grading Agency

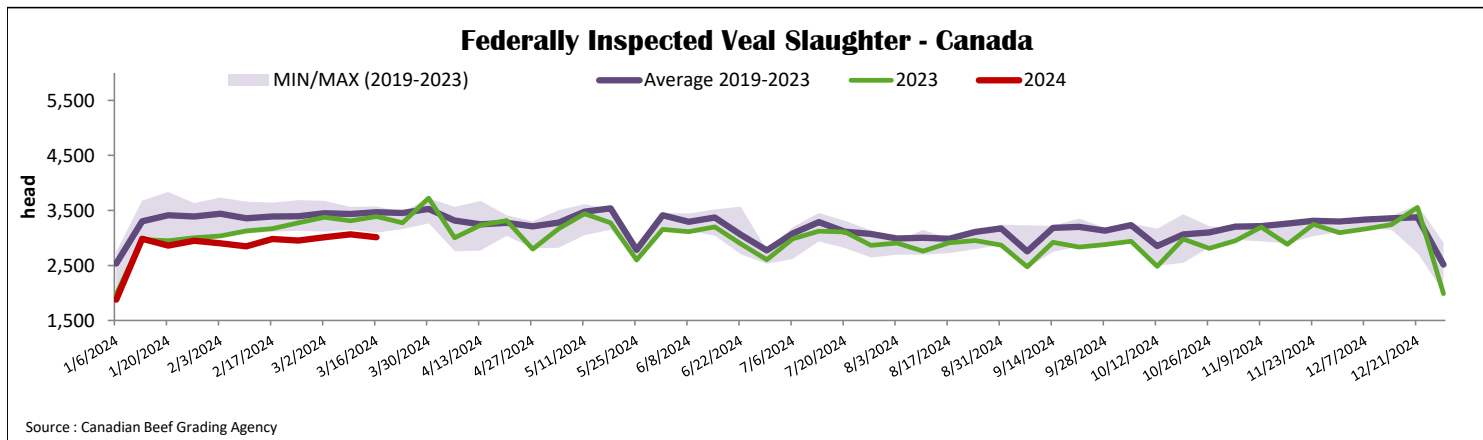
Source: Canadian Food Inspection Agency (CFIA)

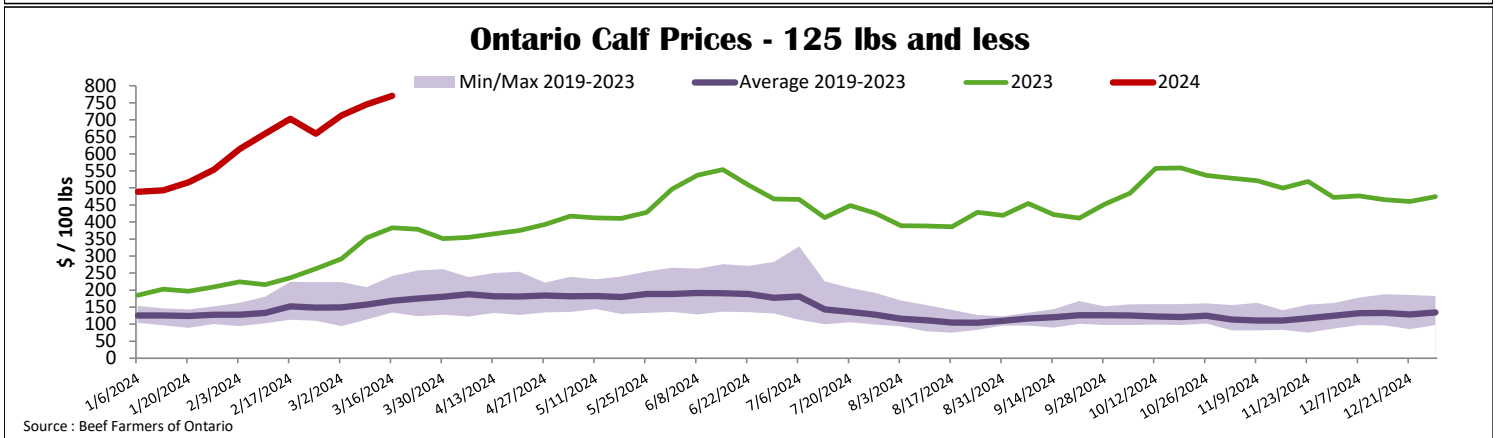
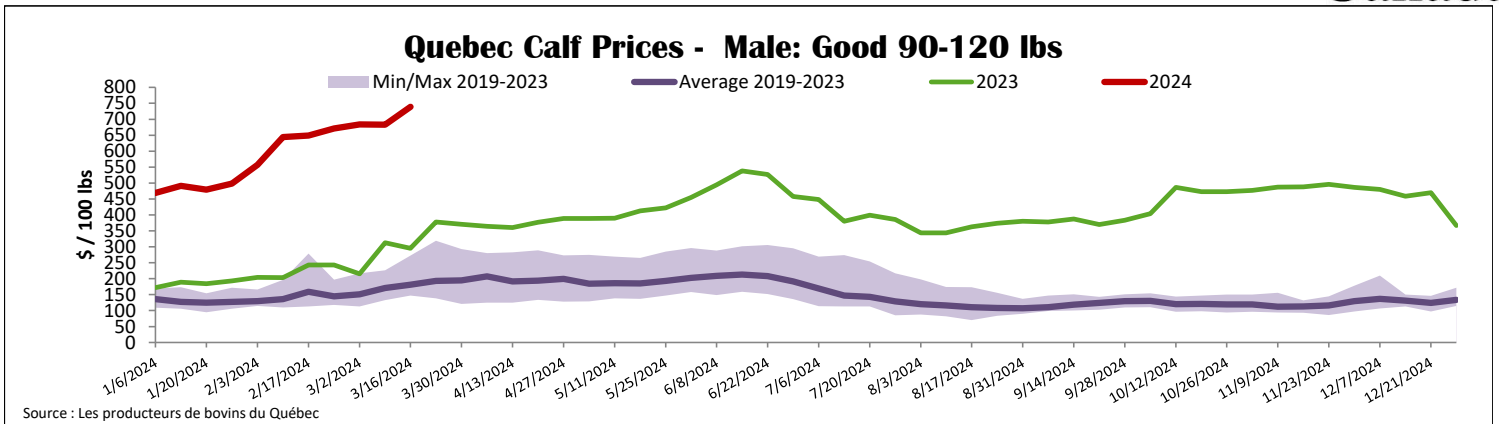
Domestic Exports			
Total veal (tonnes)	Jan. 1 - Jan. 31, 2024		
	2024	2023	% chg
United States	214	300	-28.7 %
United Arab Emirates	10	23	-58.2 %
Qatar	0	1	-
Others	0	0	-
Total	224	324	-30.9 %

Source: Statistics Canada

Imports			
Total veal (tonnes)	Jan. 1 - March 16, 2024		
	2024	2023	% chg
New Zealand	56	18	-
United States	86	176	-50.7 %
Australia	0	0	-
EU-27			
Netherlands	85	117	-27.1 %
Others	55	34	59.0 %
EU-27 total	140	151	-7.5 %
Others	0	0	-
Total	283	345	-18.0 %

Source: CFIA





United States						
Week ending March 9, 2024						
Federally Inspected Slaughter				Pennsylvania Calf Auction		
	Weekly		Year to date			Graded Holstein Bull Calves*
	2024	2023	2024	2023	% chg	March 9, 2024
Milk-fed or nature	2024	2023	%	2024	2023	%
North East & North Central	2 274	2 339	-2.8 %	22 395	24 216	-7.5 %
Other calves	2 273	3 319	-31.5 %	23 988	39 781	-39.7 %
Total	4 547	5 658	-19.6 %	46 383	63 997	-27.5 %
Production						
Veal (million lbs)	0.9	0.9	0.0 %	8.2	7.6	7.9 %
Live weight (lbs)	324	274	18.2 %			
Dressed weight (lbs)	191	160	19.4 %			
Source : USDA						
North East & North Central						
(Veal Carcass, Hot Basis – Paid to Producer (Hide off, 255-315 lbs))						
Special fed : milk fed, nature						
\$US / 100 lbs			Weighted Average	Min	Max	
Non-Packer & Packers Owned			443.80	438.00	450.00	
Source : USDA						
Pennsylvania Calf Auction						
Graded Holstein Bull Calves* March 9, 2024						
	Weight	Head	\$ / 100 lbs			
			Min	Max		
Number 1	- 89 lbs	47	350.00	700.00		
	90 - 120 lbs	251	460.00	650.00		
	+ 120 lbs	13	400.00	550.00		
	Beef Cross	78	560.00	995.00		
Number 2	- 100 lbs	79	250.00	575.00		
	+ 100 lbs	54	280.00	550.00		
	Beef Cross	73	300.00	885.00		
Number 3	- 100 lbs	39	70.00	560.00		
	+ 100 lbs	12	180.00	510.00		
	Beef Cross	0	0.00	0.00		
* Does not include all head sold						
Source : USDA						