



## Veal Supply at a Glance - Canada

For week ending February 23, 2024

Quebec Live Auction											
	Number	2024			Number	2023			Volume (YTD)		
		Price ( \$ / 100 lbs)				Price ( \$ / 100 lbs)			head		
Dairy Calves	(head)	Average	Min	Max	(head)	Average	Min	Max	2024	2023	% chg
Holstein Male											
Good 90 -120 lbs	573	671.00	600.00	740.00	460	243.00	210.00	275.00	4 129	3 448	19.8 %
Good 121 - 140 lbs	175	632.00	550.00	700.00	143	237.00	210.00	260.00	1 321	1 216	8.6 %
Average 90 - 140 lbs	286	511.00	300.00	670.00	432	203.00	150.00	240.00	3 156	3 097	1.9 %
Misc. - All weights	127	152.00	20.00	460.00	146	78.00	30.00	160.00	1 145	1 299	-11.9 %
Holstein Female											
Good 90 -120 lbs	68	628.00	390.00	875.00	37	196.00	150.00	235.00	348	259	34.4 %
Other milk breeds (all weights)	24	319.00	70.00	710.00	19	96.00	10.00	200.00	197	151	30.5 %
Crossbreeds dairy-butcher (all weights)	361	885.00	610.00	1 070.00	502	440.00	305.00	580.00	3 272	4 298	-23.9 %
A2 Grain fed veal cattle (hide off)	1,649	415.00	n/a	n/a	1,639	355.00	n/d	n/d	13 568	13 768	-1.5 %
688 lbs live / 375-419 lbs hide off											

Source: Les producteurs de bovins du Québec

Ontario Live Auction											
	Number	2024			Number	2023			Volume (YTD)		
		Price ( \$ / 100 lbs)				Price ( \$ / 100 lbs)			head		
	(head)	Average	Min	Max	(head)	Average	Min	Max	2024	2023	% chg
+ 600 lbs	463	228.64	207.39	248.59	548	191.22	170.86	210.27	4 129	4 126	0.1 %
451 - 600 lbs	12	169.00	148.75	201.17	36	141.43	110.35	176.90	138	239	-42.3 %
301 - 450 lbs	23	286.56	185.00	345.86	23	172.92	108.80	207.49	186	244	-23.8 %
126 - 300 lbs	120	492.06	245.86	800.30	99	215.66	122.41	439.17	1 083	1 000	8.3 %
- 125 lbs	762	659.07	466.43	938.70	646	262.56	169.74	505.07	6 422	5 693	12.8 %

Federally Inspected Slaughter									
	Weekly			Year to date			Carcass Weight lbs (Jan-December)		
	2024	2023	% chg	2024	2023	% chg	2023	2022	% chg
Quebec	2 952	3 367	-12.3 %	22 350	24 161	-7.5 %	367	355	3.3 %
Rest of Canada	0	0	-	0	0	-	-	-	-
<b>Canada</b>	<b>2 952</b>	<b>3 367</b>	<b>-12.3 %</b>	<b>22 350</b>	<b>24 161</b>	<b>-7.5 %</b>	<b>367</b>	<b>355</b>	<b>3.3 %</b>

Source: Canadian Beef Grading Agency

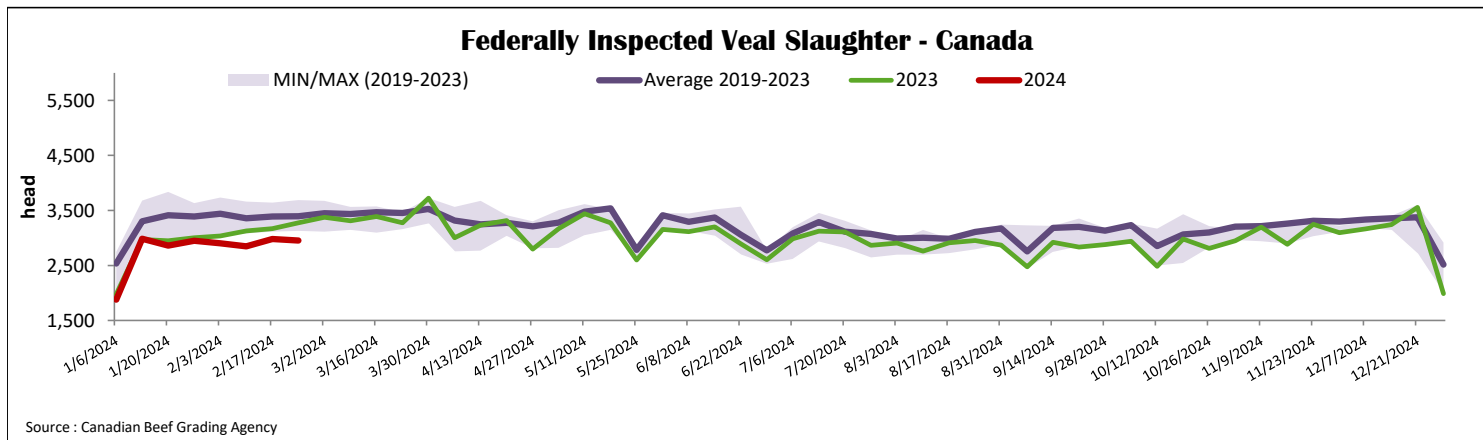
Source: Canadian Food Inspection Agency (CFIA)

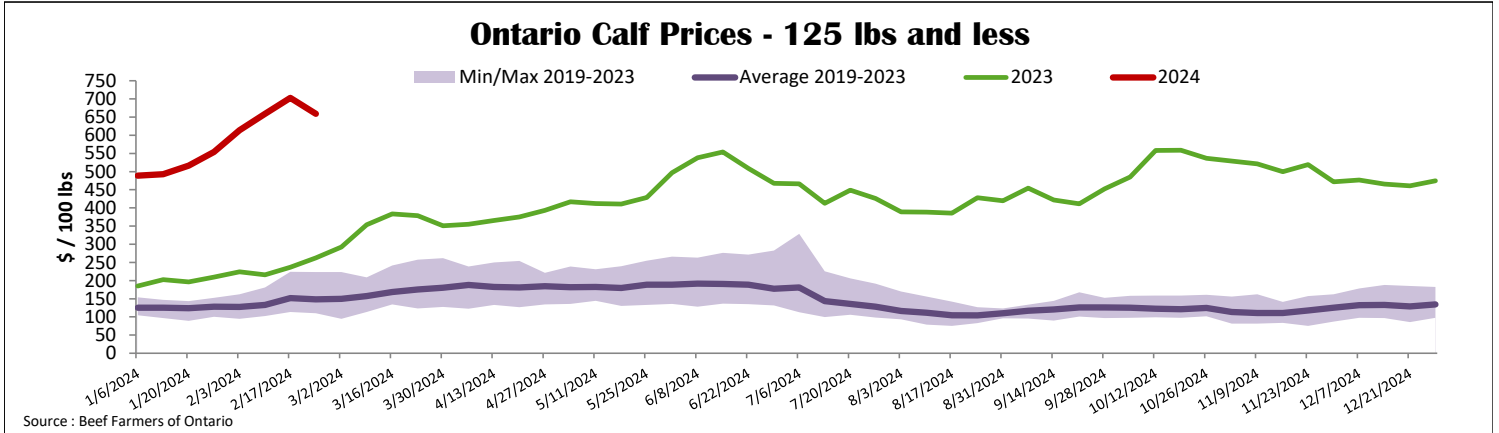
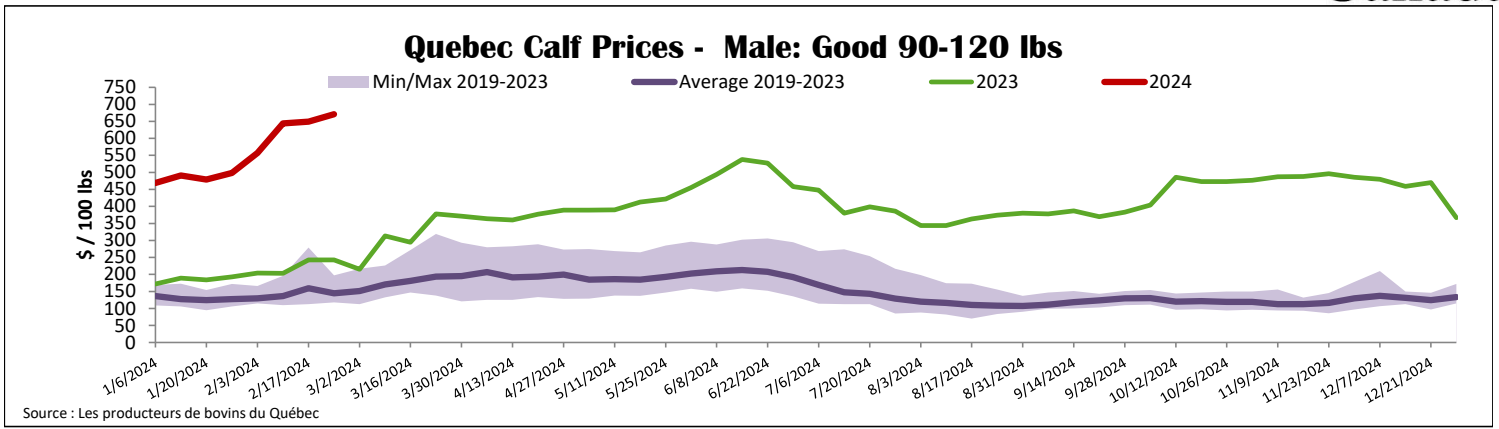
Domestic Exports			
Total veal (tonnes)	Jan. 1 - Dec. 31, 2023		
	2023	2022	% chg
United States	3 617	3 634	-0.5 %
United Arab Emirates	177	227	-21.8 %
Qatar	5	26	-81.1 %
Others	0	3	-
<b>Total</b>	<b>3 800</b>	<b>3 890</b>	<b>-2.3 %</b>

Source: Statistics Canada

Imports			
Total veal (tonnes)	Jan. 1 - Feb. 23, 2024		
	2024	2023	% chg
New Zealand	56	18	-
United States	61	54	12.0 %
Australia	0	0	-
<b>EU-27</b>			
Netherlands	61	60	2.2 %
Others	8	8	6.9 %
<b>EU-27 total</b>	<b>70</b>	<b>68</b>	<b>2.7 %</b>
Others	0	0	-
<b>Total</b>	<b>187</b>	<b>140</b>	<b>33.1 %</b>

Source: CFIA





## United States

Week ending February 16, 2024

	Federally Inspected Slaughter			Year to date		
	2024	2023	% chg	2024	2023	% chg
Milk-fed or nature						
North East & North Central	2 557	2 463	3.8 %	15 548	16 622	-6.5 %
Other calves	2 199	3 704	-40.6 %	17 944	30 010	-40.2 %
<b>Total</b>	<b>4 756</b>	<b>6 167</b>	<b>-22.9 %</b>	<b>33 492</b>	<b>46 632</b>	<b>-28.2 %</b>
Production						
Veal (million lbs)	0.8	0.9	-11.1 %	5.7	5.8	-1.7 %
Live weight (lbs)	298	252	18.3 %			
Dressed weight (lbs)	176	147	19.7 %			

Source : USDA

Pennsylvania Calf Auction				
Graded Holstein Bull Calves*				
February 17, 2024				
			\$ / 100 lbs	
	Weight	Head	Min	Max
Number 1	- 89 lbs	33	400.00	575.00
	90 - 120 lbs	247	335.00	550.00
	+ 120 lbs	20	335.00	475.00
Number 2	Beef Cross	46	670.00	910.00
	- 100 lbs	35	300.00	450.00
	+ 100 lbs	29	275.00	435.00
Number 3	Beef Cross	89	675.00	825.00
	- 100 lbs	21	135.00	375.00
	+ 100 lbs	10	135.00	275.00
	Beef Cross	0	0.00	0.00

\* Does not include all head sold

North East & North Central				
(Veal Carcass, Hot Basis – Paid to Producer (Hide off, 255-315 lbs))				
		Weighted Average	Min	Max
Special fed : milk fed, nature				
\$US / 100 lbs				
Non-Packer & Packers Owned		443.23	438.00	450.00

Source : USDA