

Veal Supply at a Glance - Canada

For week ending February 3, 2024

Quebec Live Auction											
Dairy Calves	Number	2024			Number	2023			Volume (YTD)		
		Price (\$ / 100 lbs)				Price (\$ / 100 lbs)			head		
Holstein Male	(head)	Average	Min	Max	(head)	Average	Min	Max	2024	2023	% chg
Good 90 -120 lbs	523	557.00	490.00	640.00	403	204.00	180.00	235.00	2 504	2 097	19.4 %
Good 121 - 140 lbs	140	519.00	450.00	610.00	166	205.00	180.00	230.00	854	763	11.9 %
Average 90 - 140 lbs	369	460.00	250.00	640.00	347	158.00	120.00	205.00	2 153	1 955	10.1 %
Misc. - All weights	117	147.00	20.00	430.00	189	67.00	30.00	135.00	760	854	-11.0 %
Holstein Female											
Good 90 -120 lbs	35	512.00	430.00	620.00	25	164.00	120.00	195.00	196	148	32.4 %
Other milk breeds (all weights)	24	248.00	20.00	560.00	13	118.00	55.00	175.00	124	101	22.8 %
Crossbreeds dairy-butcher (all weights)	675	944.00	710.00	1 240.00	490	389.00	240.00	495.00	2 240	2 723	-17.7 %
A2 Grain fed veal cattle (hide off)	1,379	415.00	n/a	n/a	1,570	355.00	n/d	n/d	7 056	7 189	-1.9 %
688 lbs live / 375-419 lbs hide off											

Source: Les producteurs de bovins du Québec

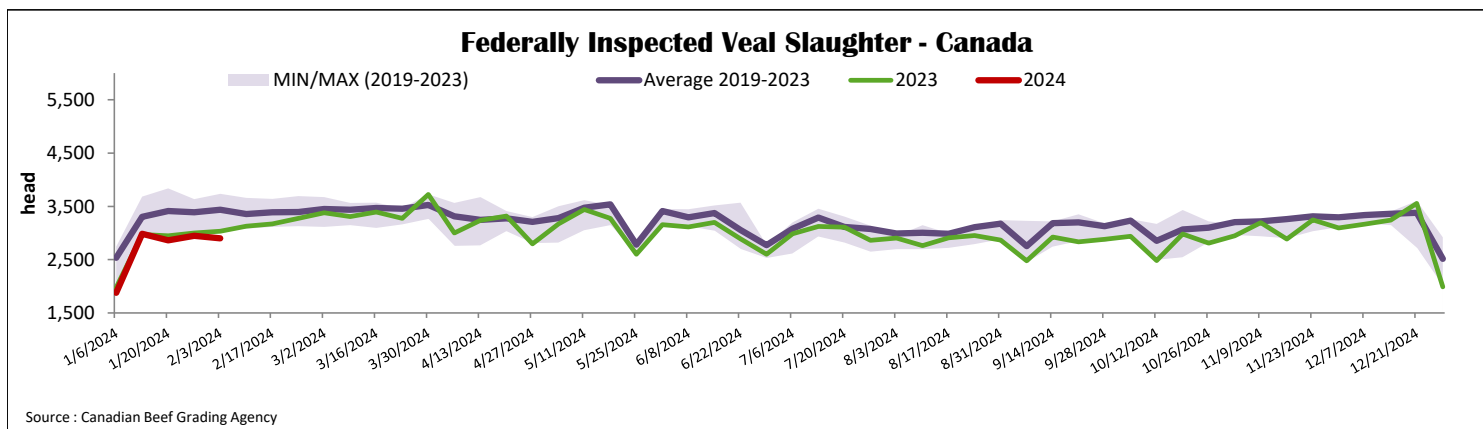
Ontario Live Auction											
	Number	2024			Number	2023			Volume (YTD)		
		Price (\$ / 100 lbs)				Price (\$ / 100 lbs)			head		
	(head)	Average	Min	Max	(head)	Average	Min	Max	2024	2023	% chg
+ 600 lbs	578	223.12	197.83	246.14	482	200.79	178.35	221.24	2 458	2 480	-0.9 %
451 - 600 lbs	25	185.89	154.68	218.20	23	171.71	140.93	193.11	86	149	-42.3 %
301 - 450 lbs	44	305.12	194.34	391.88	10	191.91	156.70	223.20	94	169	-44.4 %
126 - 300 lbs	128	442.75	246.84	713.48	98	222.41	128.36	377.40	682	707	-3.5 %
- 125 lbs	812	613.95	414.76	927.54	713	224.07	141.03	451.58	4 025	3 636	10.7 %

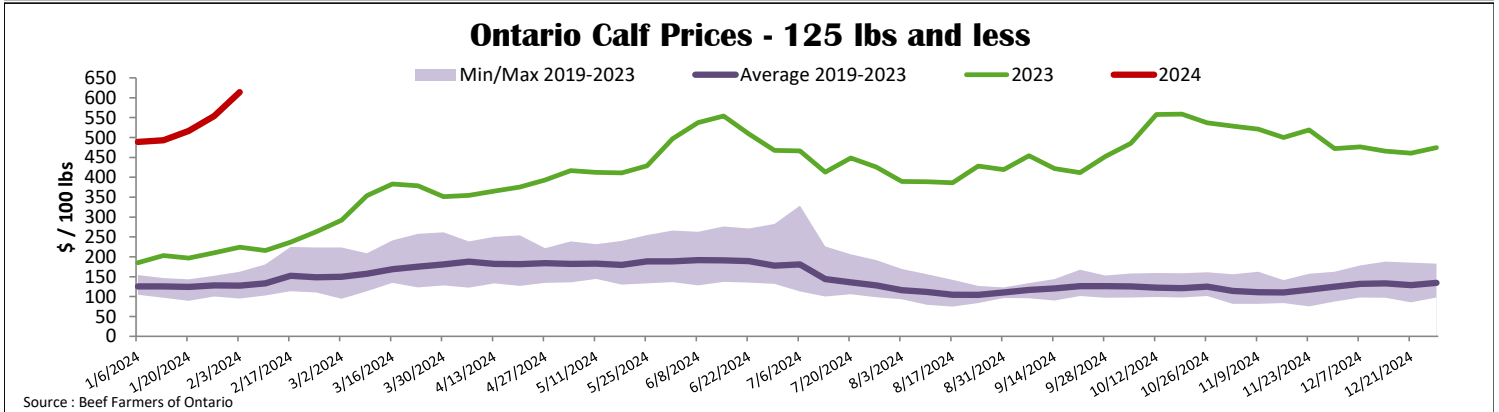
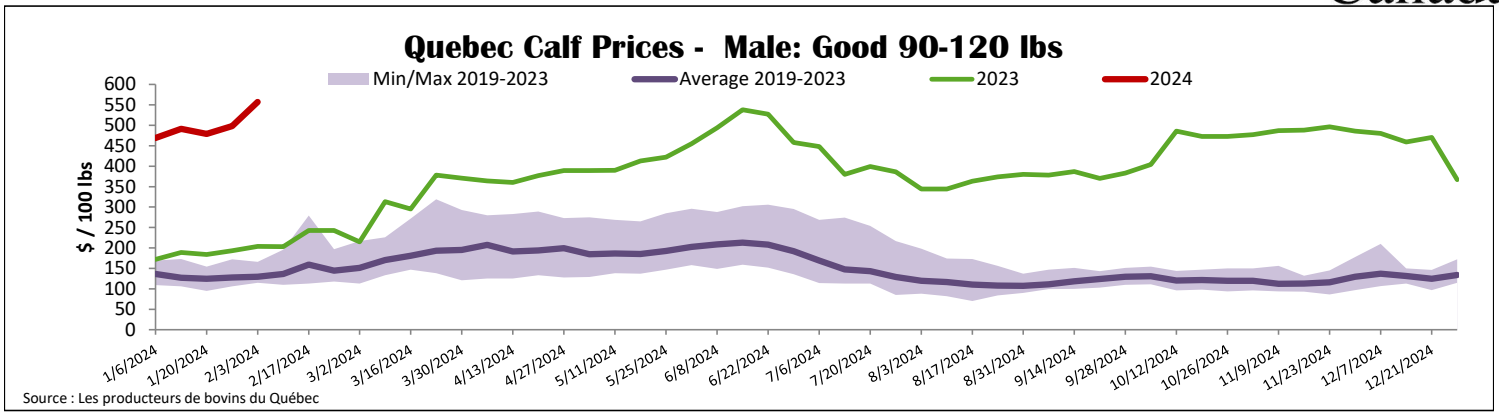
Federally Inspected Slaughter									
	Weekly			Year to date			Carcass Weight lbs (Jan-December)		
	2024	2023	% chg	2024	2023	% chg	2023	2022	% chg
Quebec	2 900	3 135	-7.5 %	13 574	14 369	-5.5 %	367	355	3.3 %
Rest of Canada	0	0	-	0	0	-	-	-	-
Canada	2 900	3 135	-7.5 %	13 574	14 369	-5.5 %	367	355	3.3 %

Source: Canadian Beef Grading Agency / Source: Canadian Food Inspection Agency (CFIA)

Domestic Exports					Imports				
Total veal (tonnes)	Jan. 1 - Dec. 31, 2023				Total veal (tonnes)	Jan. 1 - Feb. 3, 2024			
	2023	2022	% chg			2024	2023	% chg	
United States	3 617	3 634	-0.5 %		New Zealand	48	0	-	
United Arab Emirates	177	227	-21.8 %		United States	29	29	-0.8 %	
Qatar	5	26	-81.1 %		Australia	0	0	-	
Others	0	3	-		EU-27				
Total	3 800	3 890	-2.3 %		Netherlands	42	35	19.8 %	
					Others	8	8	6.9 %	
					EU-27 total	50	42	17.5 %	
					Others	0	0	-	
					Total	127	72	77.4 %	

Source: Statistics Canada / Source: CFIA





United States

Week ending January 27, 2024

	Federally Inspected Slaughter			Year to date		
	2024	2023	% chg	2024	2023	% chg
Milk-fed or nature						
North East & North Central	2 388	2 647	-9.8 %	8 134	9 207	-11.7 %
Other calves	2 487	4 271	-41.8 %	10 703	17 995	-40.5 %
	4 875	6 918	-29.5 %	18 837	27 202	-30.8 %
Production						
Veal (million lbs)	0.8	1.0	-20.0 %	3.2	3.9	-17.9 %
Live weight (lbs)	293	256	14.5 %			
Dressed weight (lbs)	173	150	15.3 %			

Source : USDA

Pennsylvania Calf Auction				
Graded Holstein Bull Calves*				
January 27, 2024				
			\$/ 100 lbs	
	Weight	Head	Min	Max
Number 1	- 89 lbs	28	300.00	485.00
	90 - 120 lbs	156	360.00	510.00
	+ 120 lbs	9	310.00	460.00
Beef Cross		47	525.00	795.00
	- 100 lbs	33	250.00	460.00
	+ 100 lbs	24	275.00	440.00
Beef Cross		12	575.00	640.00
	- 100 lbs	28	140.00	450.00
	+ 100 lbs	3	210.00	210.00
Beef Cross		0	0.00	0.00

North East & North Central				
(Veal Carcass, Hot Basis – Paid to Producer (Hide off, 255-315 lbs))				
Special fed : milk fed, nature				
\$/US / 100 lbs	Weighted Average	Min	Max	
Non-Packer & Packers Owned	444.84	438.00	455.00	

Source : USDA

* Does not include all head sold

Source : USDA