



Veal Supply at a Glance - Canada

For week ending February 17, 2024

| Quebec Live Auction | | | | | | | | | | | |
|---|--------|-----------------------|--------|----------|-----------------------|---------|--------|--------------|--------|--------|---------|
| Dairy Calves | Number | 2024 | | | 2023 | | | Volume (YTD) | | | |
| | | Price (\$ / 100 lbs) | | | Price (\$ / 100 lbs) | | | head | | | |
| | (head) | Average | Min | Max | (head) | Average | Min | Max | 2024 | 2023 | % chg |
| Holstein Male | | | | | | | | | | | |
| Good 90 -120 lbs | 535 | 649.00 | 550.00 | 730.00 | 453 | 225.00 | 200.00 | 270.00 | 3 556 | 2 988 | 19.0 % |
| Good 121 - 140 lbs | 155 | 596.00 | 480.00 | 680.00 | 156 | 225.00 | 200.00 | 270.00 | 1 146 | 1 073 | 6.8 % |
| Average 90 - 140 lbs | 357 | 550.00 | 340.00 | 670.00 | 358 | 188.00 | 145.00 | 245.00 | 2 870 | 2 665 | 7.7 % |
| Misc. - All weights | 124 | 199.00 | 10.00 | 600.00 | 142 | 68.00 | 20.00 | 160.00 | 1 018 | 1 153 | -11.7 % |
| Holstein Female | | | | | | | | | | | |
| Good 90 -120 lbs | 52 | 613.00 | 400.00 | 860.00 | 34 | 188.00 | 135.00 | 270.00 | 280 | 222 | 26.1 % |
| Other milk breeds (all weights) | 34 | 269.00 | 50.00 | 600.00 | 13 | 126.00 | 13.00 | 300.00 | 173 | 132 | 31.1 % |
| Crossbreeds dairy-butcher (all weights) | 336 | 961.00 | 660.00 | 1 150.00 | 555 | 412.00 | 300.00 | 495.00 | 2 911 | 3 796 | -23.3 % |
| A2 Grain fed veal cattle (hide off) | 1,558 | 415.00 | n/a | n/a | 1,637 | 355.00 | n/d | n/d | 10 034 | 10 354 | -3.1 % |
| 688 lbs live / 375-419 lbs hide off | | | | | | | | | | | |

Source: Les producteurs de bovins du Québec

| Ontario Live Auction | | | | | | | | | | | |
|----------------------|--------|-----------------------|--------|----------|-----------------------|---------|--------|--------------|-------|-------|---------|
| | Number | 2024 | | | 2023 | | | Volume (YTD) | | | |
| | | Price (\$ / 100 lbs) | | | Price (\$ / 100 lbs) | | | head | | | |
| | (head) | Average | Min | Max | (head) | Average | Min | Max | 2024 | 2023 | % chg |
| + 600 lbs | 564 | 223.86 | 198.77 | 243.16 | 548 | 191.22 | 170.86 | 210.27 | 3 666 | 3 578 | 2.5 % |
| 451 - 600 lbs | 20 | 190.70 | 178.75 | 204.05 | 36 | 141.43 | 110.35 | 176.90 | 126 | 203 | -37.9 % |
| 301 - 450 lbs | 40 | 300.50 | 235.21 | 377.09 | 23 | 172.92 | 108.80 | 207.49 | 163 | 221 | -26.2 % |
| 126 - 300 lbs | 138 | 496.19 | 309.60 | 761.04 | 99 | 215.66 | 122.41 | 439.17 | 963 | 901 | 6.9 % |
| - 125 lbs | 855 | 702.83 | 441.27 | 1 068.33 | 646 | 262.56 | 169.74 | 505.07 | 5 660 | 5 047 | 12.1 % |

| Federally Inspected Slaughter | | | | | | | | | |
|-------------------------------|--------------|--------------|---------------|---------------|---------------|---------------|-----------------------------------|------------|--------------|
| | Weekly | | | Year to date | | | Carcass Weight lbs (Jan-December) | | |
| | 2024 | 2023 | % chg | 2024 | 2023 | % chg | 2023 | 2022 | % chg |
| Quebec | 2 978 | 3 238 | -8.0 % | 19 398 | 20 794 | -6.7 % | 367 | 355 | 3.3 % |
| Rest of Canada | 0 | 0 | - | 0 | 0 | - | - | - | - |
| Canada | 2 978 | 3 238 | -8.0 % | 19 398 | 20 794 | -6.7 % | 367 | 355 | 3.3 % |

Source: Canadian Beef Grading Agency

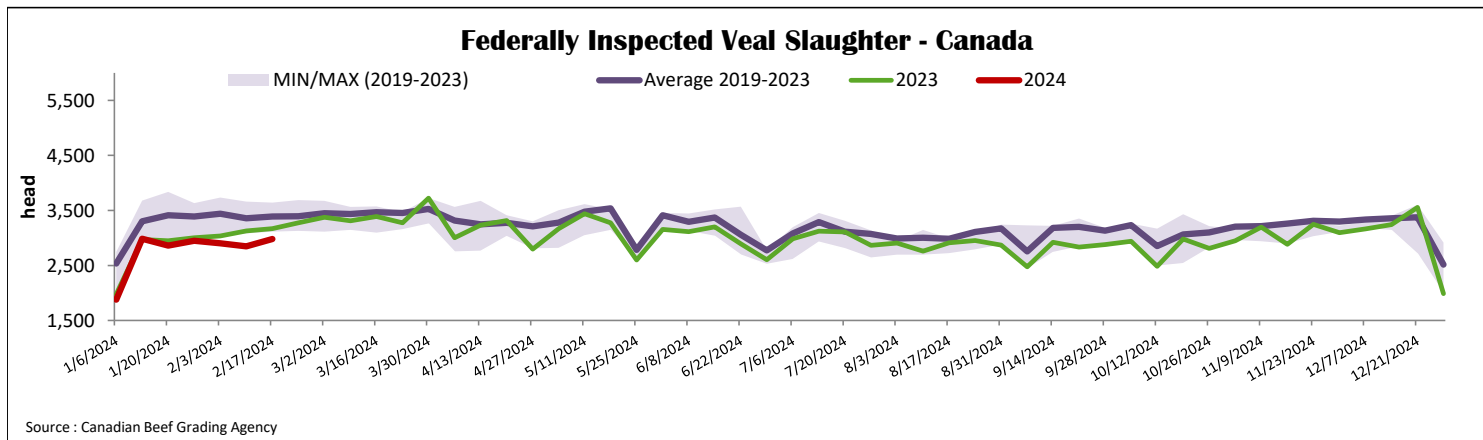
Source: Canadian Food Inspection Agency (CFIA)

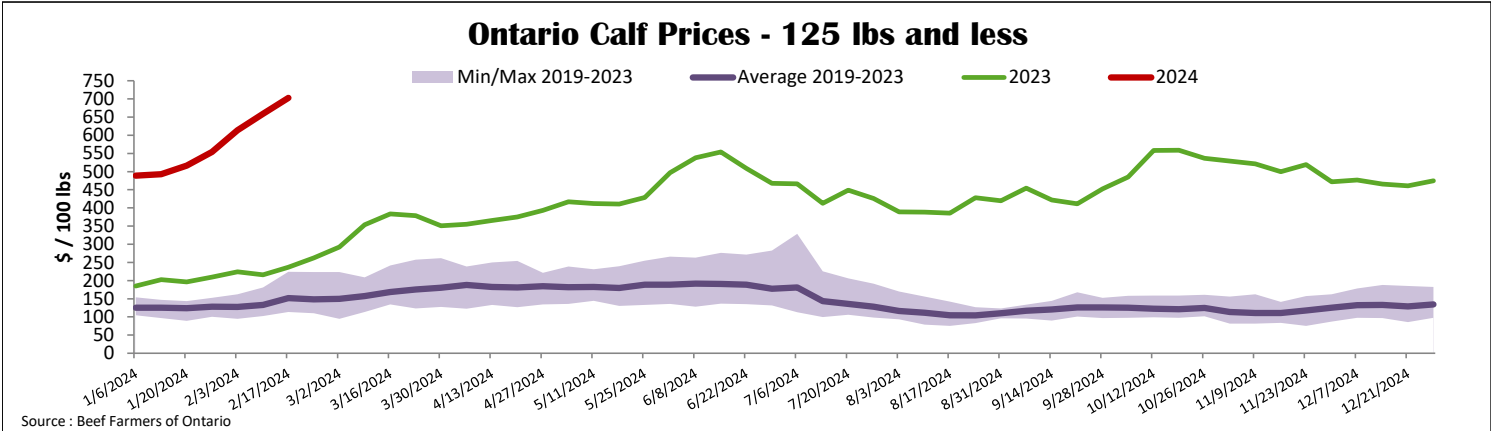
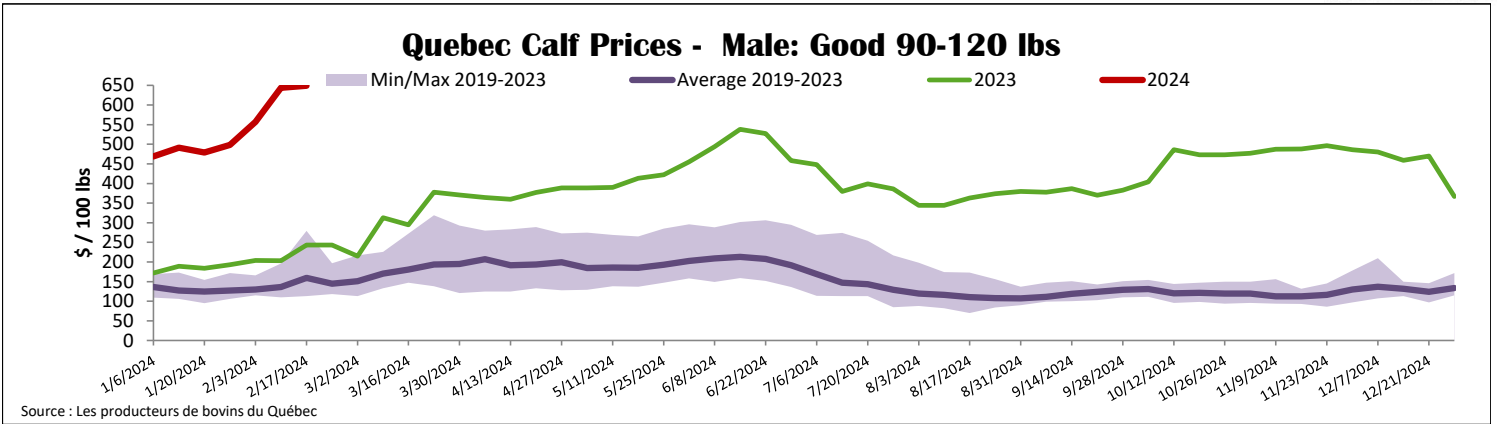
| Domestic Exports | | | |
|----------------------|------------------------|--------------|---------------|
| Total veal (tonnes) | Jan. 1 - Dec. 31, 2023 | | |
| | 2023 | 2022 | % chg |
| United States | 3 617 | 3 634 | -0.5 % |
| United Arab Emirates | 177 | 227 | -21.8 % |
| Qatar | 5 | 26 | -81.1 % |
| Others | 0 | 3 | - |
| Total | 3 800 | 3 890 | -2.3 % |

Source: Statistics Canada

| Imports | | | |
|---------------------|------------------------|------------|----------------|
| Total veal (tonnes) | Jan. 1 - Feb. 17, 2024 | | |
| | 2024 | 2023 | % chg |
| New Zealand | 48 | 18 | - |
| United States | 56 | 52 | 9.0 % |
| Australia | 0 | 0 | - |
| EU-27 | | | |
| Netherlands | 43 | 57 | -24.8 % |
| Others | 8 | 8 | 6.9 % |
| EU-27 total | 51 | 65 | -21.1 % |
| Others | 0 | 0 | - |
| Total | 156 | 135 | 15.6 % |

Source: CFIA





United States

Week ending February 10, 2024

| | Federally Inspected Slaughter | | | Year to date | | |
|----------------------------|-------------------------------|--------------|----------------|---------------|---------------|----------------|
| | 2024 | 2023 | % chg | 2024 | 2023 | % chg |
| Milk-fed or nature | | | | | | |
| North East & North Central | 2 406 | 2 451 | -1.8 % | 12 991 | 14 159 | -8.2 % |
| Other calves | 2 345 | 4 135 | -43.3 % | 15 745 | 26 306 | -40.1 % |
| Total | 4 751 | 6 586 | -27.9 % | 28 736 | 40 465 | -29.0 % |
| Production | | | | | | |
| Veal (million lbs) | 0.8 | 1.0 | -20.0 % | 4.9 | 5.8 | -15.5 % |
| Live weight (lbs) | 299 | 257 | 16.3 % | | | |
| Dressed weight (lbs) | 177 | 150 | 18.0 % | | | |

Source : USDA

| Pennsylvania Calf Auction | | | | |
|------------------------------|--------------|------|--------------|--------|
| Graded Holstein Bull Calves* | | | | |
| February 10, 2024 | | | | |
| | | | \$ / 100 lbs | |
| | Weight | Head | Min | Max |
| Number 1 | - 89 lbs | 37 | 325.00 | 510.00 |
| | 90 - 120 lbs | 218 | 320.00 | 495.00 |
| | + 120 lbs | 13 | 310.00 | 410.00 |
| Number 2 | Beef Cross | 57 | 600.00 | 880.00 |
| | - 100 lbs | 33 | 230.00 | 390.00 |
| | + 100 lbs | 32 | 200.00 | 390.00 |
| Number 3 | Beef Cross | 37 | 600.00 | 760.00 |
| | - 100 lbs | 22 | 210.00 | 325.00 |
| | + 100 lbs | 21 | 200.00 | 360.00 |
| | Beef Cross | 0 | 0.00 | 0.00 |

* Does not include all head sold

| North East & North Central | | | | |
|--|------------------|--------|--------|--|
| (Veal Carcass, Hot Basis – Paid to Producer (Hide off, 255-315 lbs)) | | | | |
| Special fed : milk fed, nature | | | | |
| \$US / 100 lbs | Weighted Average | Min | Max | |
| Non-Packer & Packers Owned | 443.35 | 438.00 | 455.00 | |

Source : USDA