



Veal Supply at a Glance - Canada

For week ending February 10, 2024

Quebec Live Auction											
	Number	2024			Number	2023			Volume (YTD)		
		Price (\$ / 100 lbs)				Price (\$ / 100 lbs)			head		
Dairy Calves	(head)	Average	Min	Max	(head)	Average	Min	Max	2024	2023	% chg
Holstein Male											
Good 90 -120 lbs	517	644.00	540.00	760.00	438	203.00	175.00	225.00	3 021	2 535	19.2 %
Good 121 - 140 lbs	137	595.00	500.00	700.00	154	207.00	175.00	240.00	991	917	8.1 %
Average 90 - 140 lbs	360	527.00	270.00	740.00	352	166.00	120.00	205.00	2 513	2 307	8.9 %
Misc. - All weights	134	162.00	20.00	640.00	157	57.00	15.00	130.00	894	1 011	-11.6 %
Holstein Female											
Good 90 -120 lbs	32	564.00	460.00	750.00	40	159.00	100.00	260.00	228	188	21.3 %
Other milk breeds (all weights)	15	314.00	100.00	700.00	18	111.00	20.00	170.00	139	119	16.8 %
Crossbreeds dairy-butcher (all weights)	335	793.00	290.00	1 055.00	518	409.00	295.00	520.00	2 575	3 241	-20.5 %
A2 Grain fed veal cattle (hide off)	1,420	415.00	n/a	n/a	1,528	355.00	n/d	n/d	7 056	7 189	-1.9 %
688 lbs live / 375-419 lbs hide off											

Source: Les producteurs de bovins du Québec

Ontario Live Auction											
	Number	2024			Number	2023			Volume (YTD)		
		Price (\$ / 100 lbs)				Price (\$ / 100 lbs)			head		
	(head)	Average	Min	Max	(head)	Average	Min	Max	2024	2023	% chg
+ 600 lbs	644	220.03	190.58	242.99	550	199.25	174.68	217.05	3 102	3 030	2.4 %
451 - 600 lbs	20	182.87	157.66	211.16	18	155.24	146.17	164.67	106	167	-36.5 %
301 - 450 lbs	29	251.66	201.36	283.08	29	159.43	145.58	175.24	123	198	-37.9 %
126 - 300 lbs	143	502.25	353.65	764.47	95	204.12	126.42	360.18	825	802	2.9 %
- 125 lbs	780	658.87	454.37	955.32	765	215.84	142.16	414.45	4 805	4 401	9.2 %

Federally Inspected Slaughter											
		Weekly				Year to date			Carcass Weight lbs (Jan-December)		
		2024	2023	% chg		2024	2023	% chg	2023	2022	% chg
Quebec		2 846	3 187	-10.7 %	16 420	17 556	-6.5 %	367	355	3.3 %	
Rest of Canada		0	0	-	0	0	-	-	-	-	
Canada		2 846	3 187	-10.7 %	16 420	17 556	-6.5 %	367	355	3.3 %	

Source: Canadian Beef Grading Agency

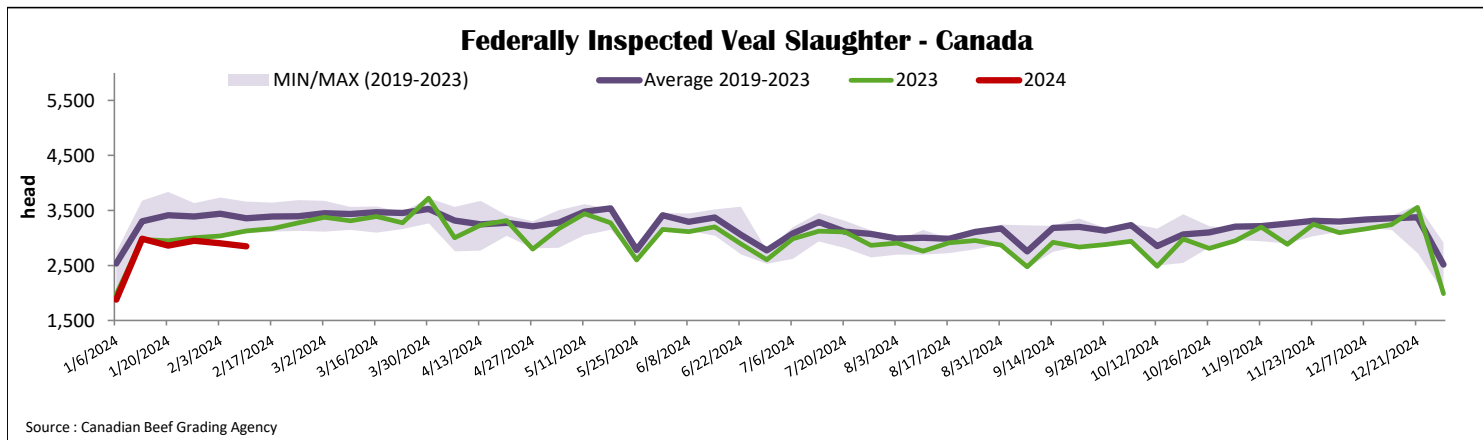
Source: Canadian Food Inspection Agency (CFIA)

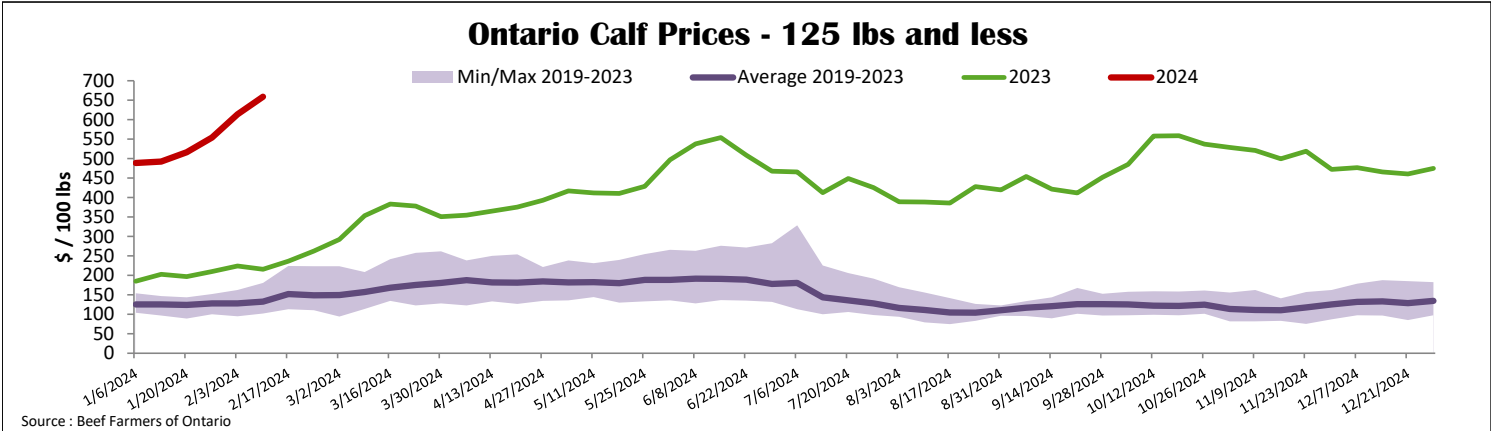
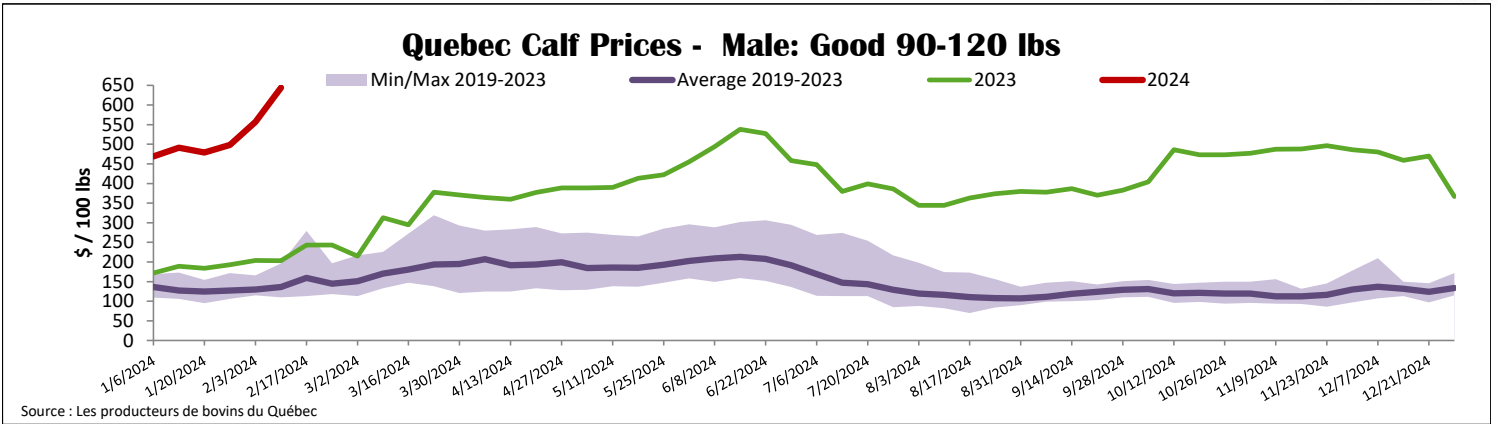
Domestic Exports				
Total veal (tonnes)	Jan. 1 - Dec. 31, 2023	2023	2022	% chg
United States		3 617	3 634	-0.5 %
United Arab Emirates		177	227	-21.8 %
Qatar		5	26	-81.1 %
Others		0	3	
Total		3 800	3 890	-2.3 %

Source: Statistics Canada

Imports				
Total veal (tonnes)	Jan. 1 - Feb. 10, 2024	2024	2023	% chg
New Zealand		48	0	-
United States		35	50	-29.3 %
Australia		0	0	-
EU-27				
Netherlands		42	49	-15.2 %
Others		8	8	6.9 %
EU-27 total		50	57	-12.3 %
Others		0	0	
Total		134	107	24.8 %

Source: CFIA





United States

Week ending February 3, 2024

	Federally Inspected Slaughter			Year to date		
	2024	2023	% chg	2024	2023	% chg
Milk-fed or nature						
North East & North Central	2 388	2 647	-9.8 %	8 134	9 207	-11.7 %
Other calves	2 760	4 271	-35.4 %	15 851	17 995	-11.9 %
Total	5 148	6 918	-25.6 %	23 985	27 202	-11.8 %
Production						
Veal (million lbs)	0.9	1.0	-10.0 %	3.2	4.8	-33.3 %
Live weight (lbs)	300	256	17.2 %			
Dressed weight (lbs)	177	150	18.0 %			

Source : USDA

Pennsylvania Calf Auction				
Graded Holstein Bull Calves*				
February 3, 2024				
			\$ / 100 lbs	
	Weight	Head	Min	Max
Number 1	- 89 lbs	42	360.00	500.00
	90 - 120 lbs	170	300.00	460.00
	+ 120 lbs	8	310.00	410.00
Beef Cross		43	560.00	810.00
Number 2	- 100 lbs	39	200.00	430.00
	+ 100 lbs	31	200.00	410.00
	Beef Cross	49	475.00	695.00
Number 3	- 100 lbs	37	150.00	410.00
	+ 100 lbs	18	120.00	350.00
	Beef Cross	0	0.00	0.00

* Does not include all head sold

North East & North Central				
(Veal Carcass, Hot Basis – Paid to Producer (Hide off, 255-315 lbs))				
Special fed : milk fed, nature				
\$US / 100 lbs	Weighted Average	Min	Max	
Non-Packer & Packers Owned	443.85	438.00	455.00	

Source : USDA

Source : USDA