

## Veal Supply at a Glance - Canada

For week ending January 6, 2024

Quebec Live Auction											
Dairy Calves	Number	2024			Number	2023			Volume (YTD)		
		Price ( \$ / 100 lbs)				Price ( \$ / 100 lbs)			head		
Holstein Male	(head)	Average	Min	Max	(head)	Average	Min	Max	2024	2023	% chg
Good 90 -120 lbs	556	469.00	420.00	515.00	449	172.00	150.00	200.00	556	449	23.8 %
Good 121 - 140 lbs	198	450.00	380.00	480.00	171	171.00	150.00	190.00	198	171	15.8 %
Average 90 - 140 lbs	327	383.00	250.00	480.00	419	136.00	100.00	170.00	327	419	-22.0 %
Misc. - All weights	152	161.00	30.00	345.00	186	55.00	20.00	110.00	152	186	-18.3 %
Holstein Female											
Good 90 -120 lbs	53	404.00	350.00	505.00	36	137.00	95.00	200.00	53	36	47.2 %
Other milk breeds (all weights)	25	184.00	50.00	480.00	20	365.00	220.00	465.00	25	20	25.0 %
Crossbreeds dairy-butcher (all weights)	636	676.00	540.00	800.00	543	365.00	220.00	465.00	636	543	17.1 %
A2 Grain fed veal cattle (hide off)	1,427	415.00	n/a	n/a	1,209	355.00	n/d	n/d	1 427	1 209	18.0 %
688 lbs live / 375-419 lbs hide off											

Source: Les producteurs de bovins du Québec

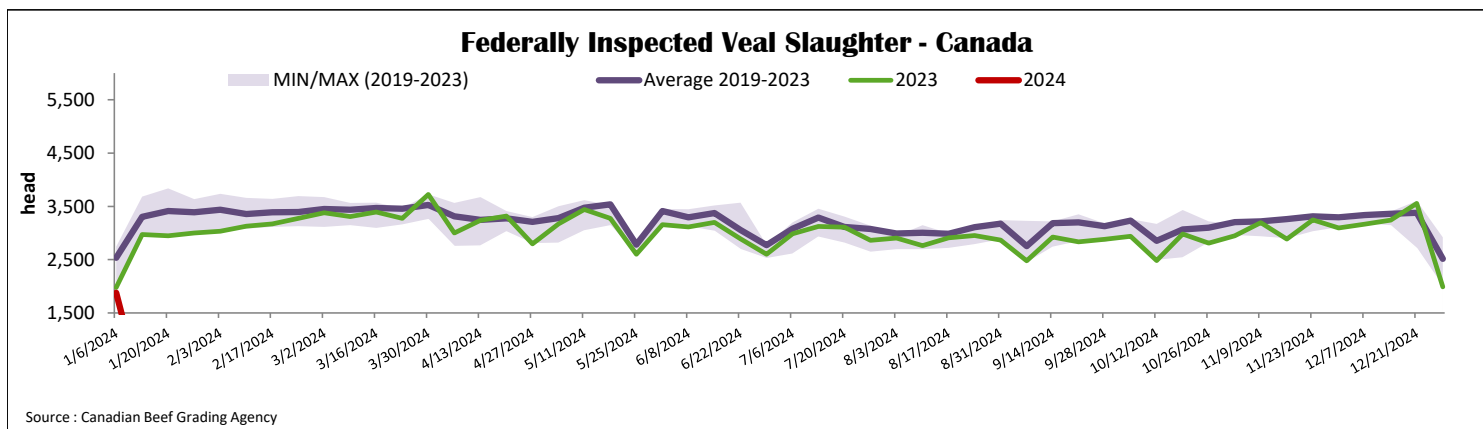
Ontario Live Auction											
	Number	2024			Number	2023			Volume (YTD)		
		Price ( \$ / 100 lbs)				Price ( \$ / 100 lbs)			head		
	(head)	Average	Min	Max	(head)	Average	Min	Max	2024	2023	% chg
+ 600 lbs	288	239.67	213.86	260.82	441	207.49	182.80	225.68	288	441	-34.7 %
451 - 600 lbs	5	176.50	165.00	183.94	25	164.20	133.14	183.66	5	25	-80.0 %
301 - 450 lbs	4	139.05	121.10	161.65	47	149.53	108.49	213.48	4	47	-91.5 %
126 - 300 lbs	71	379.88	191.07	711.34	191	178.06	122.21	281.26	71	191	-62.8 %
- 125 lbs	585	488.78	342.74	754.36	736	185.01	116.80	347.98	585	736	-20.5 %

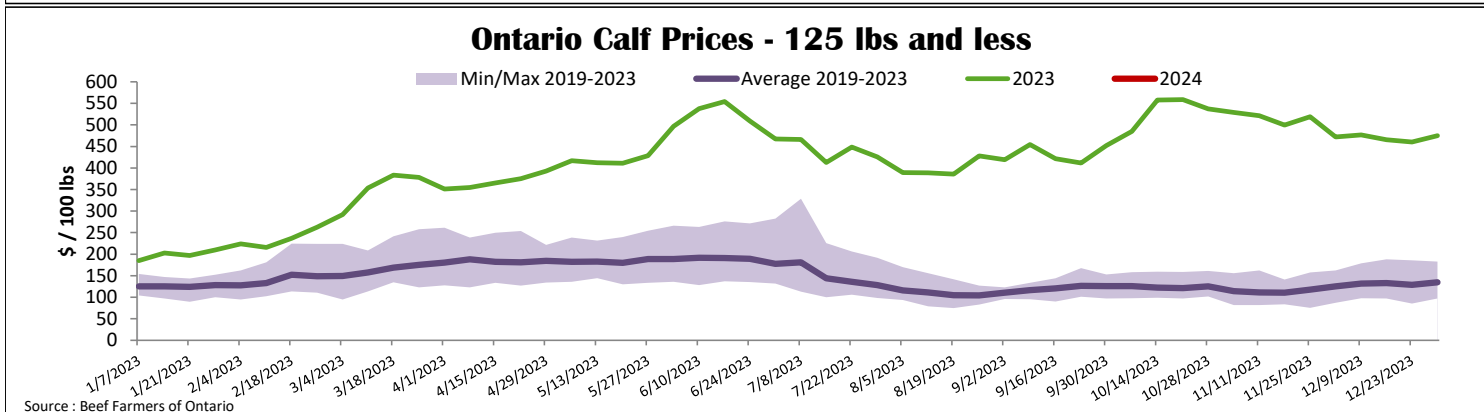
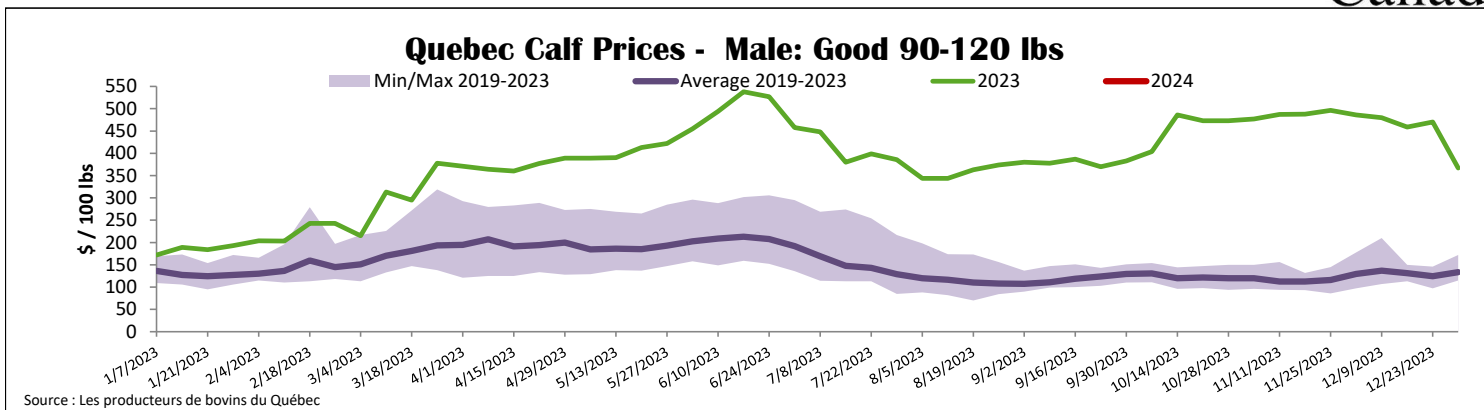
Federally Inspected Slaughter									
	Weekly			Year to date			Carcass Weight lbs (Jan-November)		
	2024	2023	% chg	2024	2023	% chg	2023	2022	% chg
Quebec	1 878	2 070	-9.3 %	1 878	2 070	-9.3 %	368	354	3.8 %
Rest of Canada	0	0	-	0	0	-	-	-	-
<b>Canada</b>	<b>1 878</b>	<b>2 070</b>	<b>-9.3 %</b>	<b>1 878</b>	<b>2 070</b>	<b>-9.3 %</b>	<b>368</b>	<b>354</b>	<b>3.8 %</b>

Source: Canadian Beef Grading Agency / Source: Canadian Food Inspection Agency (CFIA)

Domestic Exports					Imports				
Total veal (tonnes)	Jan. 1 - Nov. 30, 2023				Total veal (tonnes)	Jan. 1 - Jan. 6, 2024			
	2023	2022	% chg			2024	2023	% chg	
United States	3 402	3 339	1.9 %		New Zealand	0	0	-	
United Arab Emirates	147	196	-25.2 %		United States	0	5	-	
Qatar	5	14	-64.3 %		Australia	0	0	-	
Others	0	3			<b>EU-27</b>				
<b>Total</b>	<b>3 553</b>	<b>3 552</b>	<b>0.0 %</b>		Netherlands	0	10	-	
					Others	0	0		
					<b>EU-27 total</b>	<b>0</b>	<b>10</b>		
					Others	0	0		
					<b>Total</b>	<b>0</b>	<b>15</b>		

Source: Statistics Canada / Source: CFIA





## United States

Week ending December 30, 2023

Federally Inspected Slaughter						Pennsylvania Calf Auction					
			Year to date			December 30, 2023					
Weekly						Graded Holstein Bull Calves*					
	2023	2022	% chg	2023	2022	% chg					
Milk-fed or nature							\$/ 100 lbs				
North East & North Central	1 936	2 024	-4.3 %	125 320	142 294	-11.9 %					
Other calves	2 064	4 592	-55.1 %	159 989	218 620	-26.8 %	Number 1	Weight	Head	Min	Max
	<b>4 000</b>	<b>6 616</b>	<b>-39.5 %</b>	<b>285 309</b>	<b>360 914</b>	<b>-20.9 %</b>		- 89 lbs	0	0.00	0.00
Production								90 - 120 lbs	0	0.00	0.00
Veal (million lbs)	0.7	0.9	-22.2 %	46.8	52.6	-11.0 %		+ 120 lbs	0	0.00	0.00
Live weight (lbs)	291	225	29.3 %					Beef Cross	0	0.00	0.00
Dressed weight (lbs)	171	130	31.5 %				Number 2	- 100 lbs	0	0.00	0.00
								+ 100 lbs	0	0.00	0.00
								Beef Cross	0	0.00	0.00
							Number 3	- 100 lbs	0	0.00	0.00
								+ 100 lbs	0	0.00	0.00
								Beef Cross	0	0.00	0.00
							* Does not include all head sold				
							*This report is not available for Dec 30, 2023				
<b>North East &amp; North Central</b>											
(Veal Carcass, Hot Basis – Paid to Producer (Hide off, 255-315 lbs))											
Special fed : milk fed, nature											
\$/US / 100 lbs											
						Weighted Average    Min    Max					
Non-Packer & Packers Owned						444.33    438.00    450.00					

Source : USDA

Source : USDA